


PARTS LIST & SCHEMATIC DIAGRAM



FISHER


FVH-P720

(EUROPE)

(CHAMPAGNE GOLD)

(BLACK)

VIDEO CASSETTE RECORDER



SPECIFICATIONS

General Specifications		Electrical Specifications	
Television system	PAL standard colour (system B & G) & CCIR monochrome signals 625 lines	Video output level	1 Vp-p
Recording system	Rotary two-head helical scan system	Video output impedance	75 Ω
Format	VHS PAL standard	Audio output level	-6 dB
Tape width	12.7 mm	Audio output impedance	600 Ω
Tape speed	23.39 mm/sec.	Video input level	0.5-2.0 Vp-p
Recording time	240 minutes with E-240 cassette	Video input impedance	75 Ω
Tape loading system	Automatic loading	Audio input level	-20 dB
Tuner channel selection system	Soft touch, 12 preset channels	Audio input impedance	50 k Ω
Tuner channels	VHF: #2-#12 UHF: #21-#69	Video S/N ratio	43 dB
RF converter output	UHF channel 36 (30-39 adjustable)	Audio S/N ratio	42 dB
Time indication	24-hour display system	Audio bandwidth	50 Hz-10 KHz
Timer	9-day 1 programme	Horizontal Resolution	Colour 240 lines
Tape counter	Separate 4-digit electronic display	Other Specifications	
Auto rewind system	Activated at end of tape when FUNCTION ON switch is pressed	Power requirement	220V, 50 Hz
Terminals		Power consumption	36 Watts
Aerial input	DIN (socket)	Dimensions	440mm(W) \times 117mm(H) \times 365mm(D)
RF output	DIN (plug)	Weight	10 kg (Approximate)
Video input/output	BNC connector		
Audio input/output	RCA connector		
Camera remote pause	2.5 mm jack		

Because its products are subject to continuous improvement, FISHER CORPORATION reserves the right to modify product designs and specifications without notice and without incurring any obligation.

PARTS LIST

PRODUCT SAFETY NOTICE

The components designated by a symbol(Δ) in this schematic diagram designates components whose value are of special significance to product safety. Should any component designated by a symbol need to be replaced, use only the part designated in the Parts List.

Do not deviate from the resistance, wattage and voltage ratings shown.

ACCESSORIES

Ref No	Part No	Description
	143-6-2704-19900	FAN BAG ASSY(ACC)(Plastic Bag) (C.Gold)
	143-6-2704-22600	FAN BAG ASSY(ACC)(Plastic Bag) (Black)
	143-6-2714-00700	ENVELOPE-HAC
	4-1924-00470	WIRELESS REMOTE CONTROL (C.Gold)
	4-1924-00540	WIRELESS REMOTE CONTROL (Black)
	4-2394-00030	CONNECTOR CABLE
	143-6-2704-20000	FAN BAG ASSY(Plastic Bag)
	4-2414-00040	CASSETTE TAPE
	143-6-2714-00200	ENVELOPE
	143-6-4114-14200	INSTRUCTION MANUAL
	143-6-4124-06100	INSTRUCTION CARD
	143-6-4514-00900	WARRANTY CARD FSR
	143-2-1954-03105	LABEL TIMER-F
	143-2-1954-03407	IND SHEET TIM-HAC-B3
	143-2-1954-03605	LABEL PRESET-HAB-F

PACKING MATERIALS

Ref No	Part No	Description
	143-6-1424-00707	IND.CORR CARTON-FEUP720(C.Gold)
	143-6-1424-00719	IND.CORR CARTON-FEUP720B(Black)
	143-6-2514-00300	IND.POLY COVER-HAA
	143-6-3114-00900	TOP INNER CUSHION-HAC
	143-6-3114-01000	BOT.INNER CUSHION-HAC

NOTE: Parts order must contain Model Number, Part Number and Description.

WIRELESS REMOTE CONTROL UNIT

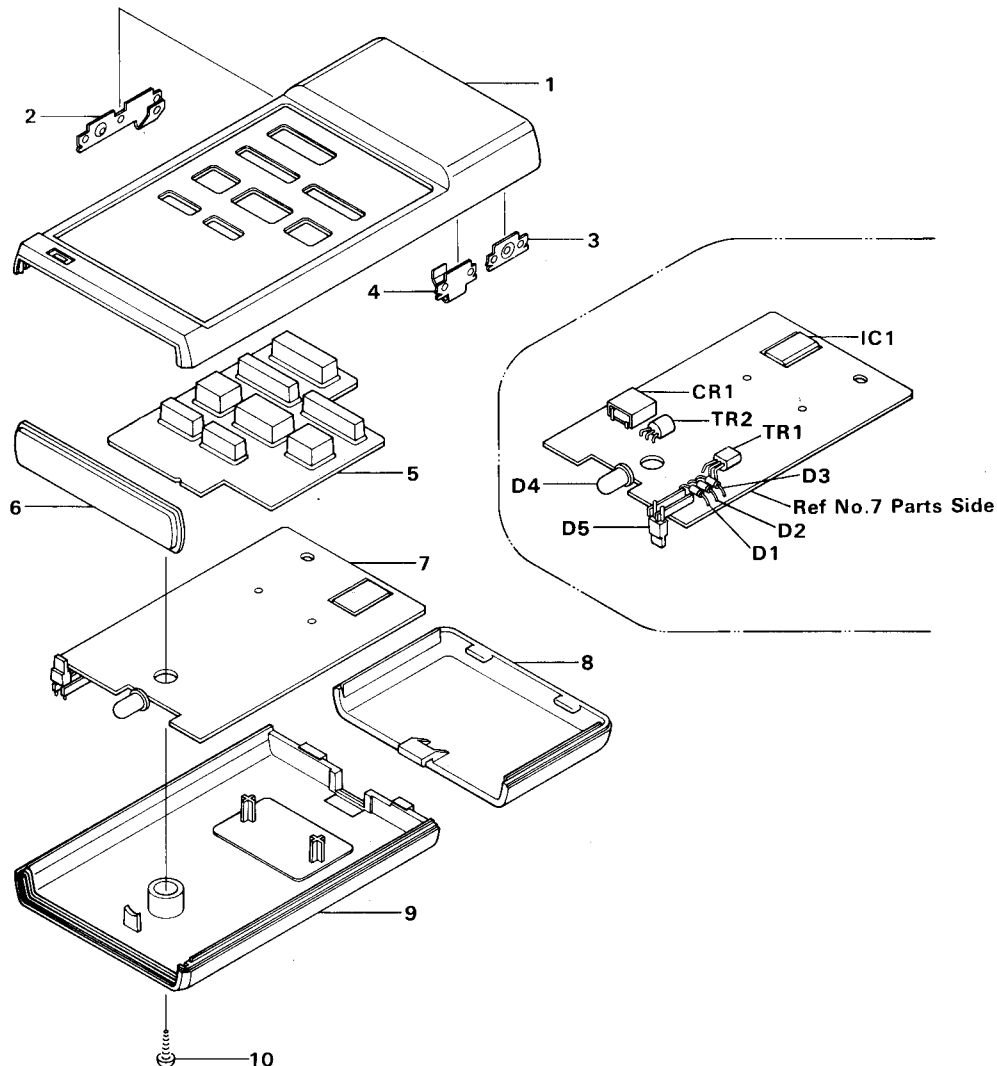
Ref No	Part No.	Description
	4-1924-00470	Wireless Remote Control RC720F (C.Gold)
	4-1924-00540	Wireless Remote Control RC720B (Black)
1	143-0-9964-02001	Case, Upper-RC (C.Gold)
	143-0-9964-02101	Case, Upper-RC (Black)
2	143-0-9964-01701	Battery, Holder A-RC
3	143-0-9964-01702	Battery, Holder B-RC
4	143-0-9964-01703	Battery, Holder C-RC
5	143-0-9964-01704	Button-RC
6	143-0-9964-01705	Filter-RC
7	143-0-9964-01706	PC Assy-RC
8	143-0-9964-02002	Battery, Lid-RC (C.Gold)
	143-0-9964-02102	Battery, Lid-RC (Black)
9	143-0-9964-02003	Case, Lower-RC (C.Gold)
	143-0-9964-02103	Case, Lower-RC (Black)
10	143-0-9964-01709	Screw, M2.6X8-RC

Ref No	Part No.	Description
		(DIODES)
D1	143-0-9964-00314	DS442-RC
or	143-0-9964-00314	1S2076-RC
D2	143-0-9964-00314	DS442-RC
or	143-0-9964-00314	1S2076-RC
D3	143-0-9964-00314	DS442-RC
or	143-0-9964-00314	1S2076-RC
D4	143-0-9964-01012	DIODE LD-274-RC
D5	143-0-9964-00313	LED SLP-159B-50-RC
CR1	143-0-9964-00320	RESONATOR 455 kHz-RC
		(IC)
IC1	143-0-9964-00317	μ PD1943G-RC
		(RESISTORS)
R4		CARBO 100 ohms 1/4W
R5		CARBO 1 ohm 1/4W
R6		CARBO 15 ohms 1/4W
		(TRANSISTORS)
TR1	143-0-9964-00316	TR 2SC536-RC
or	143-0-9964-00316	TR 2SC945(P)
TR2	143-0-9964-01011	TR 2SD734
or	143-0-9964-01011	TR 2SC2120(Y)

ELECTRICAL PARTS

Ref No	Part No.	Description
		(CAPACITORS)
C1		ELECT 100 μ F 10V
C2		CERAM 100pF
C3		CERAM 100pF

NOTE: Parts order must contain Model Number, Part Number and Description.

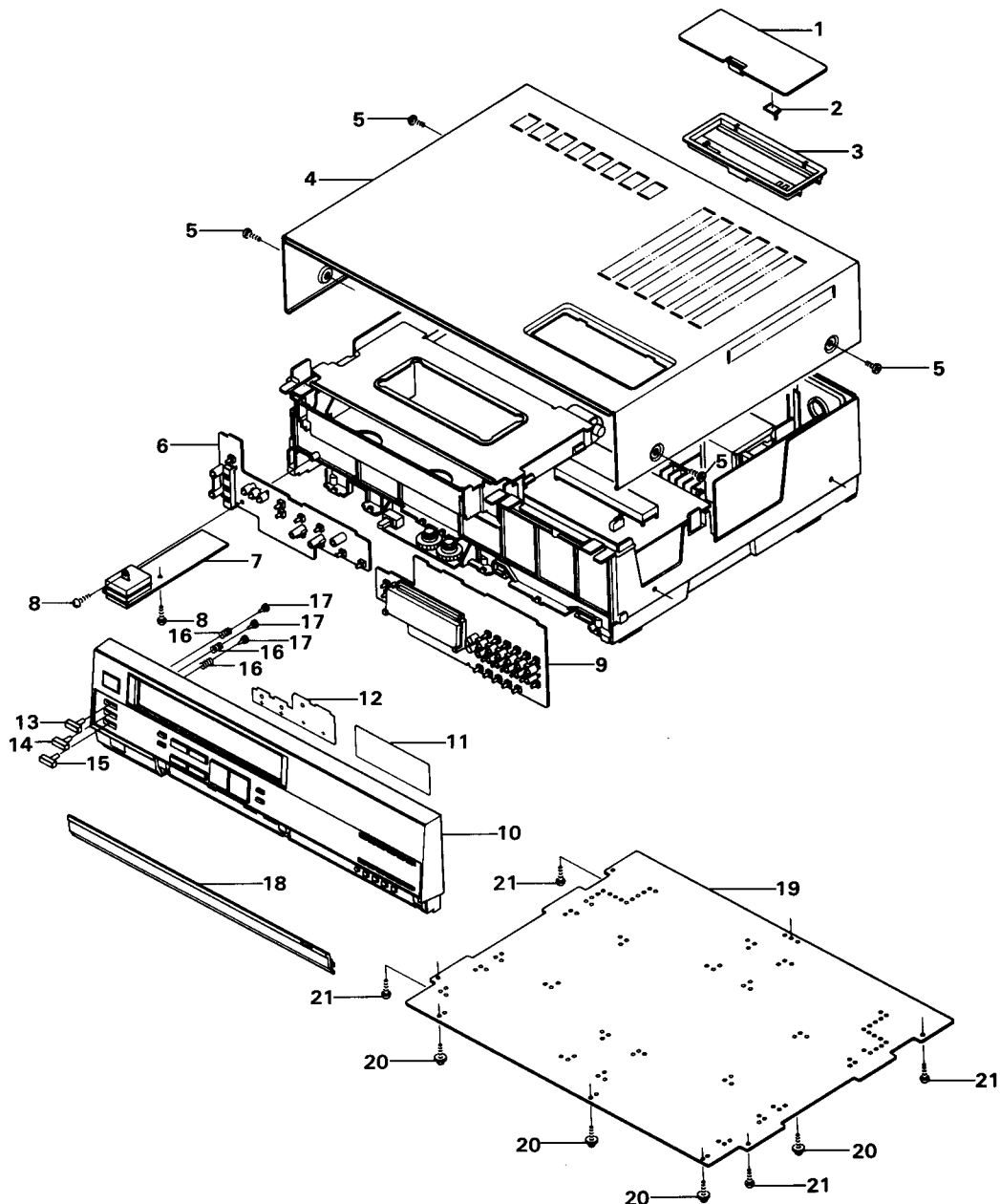


CABINET PARTS (1)

Ref No	Part No.	Description
1	143-0-1454-00610	Door Preset Assy-HAC-G (C.Gold)
	143-0-1454-00611	Door Preset Assy-HAC-G1 (Black)
2	143-2-6104-02300	Slide, AFT Switch-HAB
3	143-2-1204-00906	Case, Preset-HAC-B2 (C.Gold)
	143-2-1204-00911	Case, Preset-HAC-B3 (Black)
4	143-0-1254-00201	Top Cover Assy-HAC-B (C.Gold)
	143-0-1254-00202	Top Cover Assy-HAC-B1 (Black)
5	101-3-1704-00814	Screw, Bind Hd Machine +M4×8
6	0-4014-01901	Key Function PC Assy
7	0-4014-02400	Wireless PC Assy
8	103-3-1903-01011	Screw, Brazier Hd Tapping +M3×10
9	0-4014-01641	Timer PC Assy
10	143-0-1104-00705	Cabinet Front Assy-HAC-D (C.Gold)
	143-0-1104-00715	Cabinet Front Assy-HAC-M (Black)
11	143-2-1504-01400	Filter FL-HAB

Ref No	Part No.	Description
12	143-2-3704-00300	Light Shelter-HAC-V
13	143-2-1704-08101	Button Power-HAC-A1 (C.Gold)
	143-2-1704-08102	Button Power-HAC-A2 (Black)
14	143-2-1704-08201	Button Power-HAC-B1 (C.Gold)
	143-2-1704-08202	Button Power-HAC-B2 (Black)
15	143-2-1704-08301	Button Power-HAC-C1 (C.Gold)
	143-2-1704-08302	Button Power-HAC-C2 (Black)
16	143-2-6704-02100	Spring, Button-HAB
17	143-2-1704-08400	Flange, Button-HAC
18	143-0-1454-00503	Door Front Assy-HAC-D (C.Gold)
	143-0-1454-00510	Door Front Assy-HAC-D1 (Black)
19	143-2-1354-00400	Bottom, Cover-HAC
20	143-2-5804-01400	Flange Screw, 3×12
21	116-3-1703-00811	Screw, Bind Hd Tapping B-Tite +M3×8

NOTE: Parts order must contain Model Number, Part Number and Description.

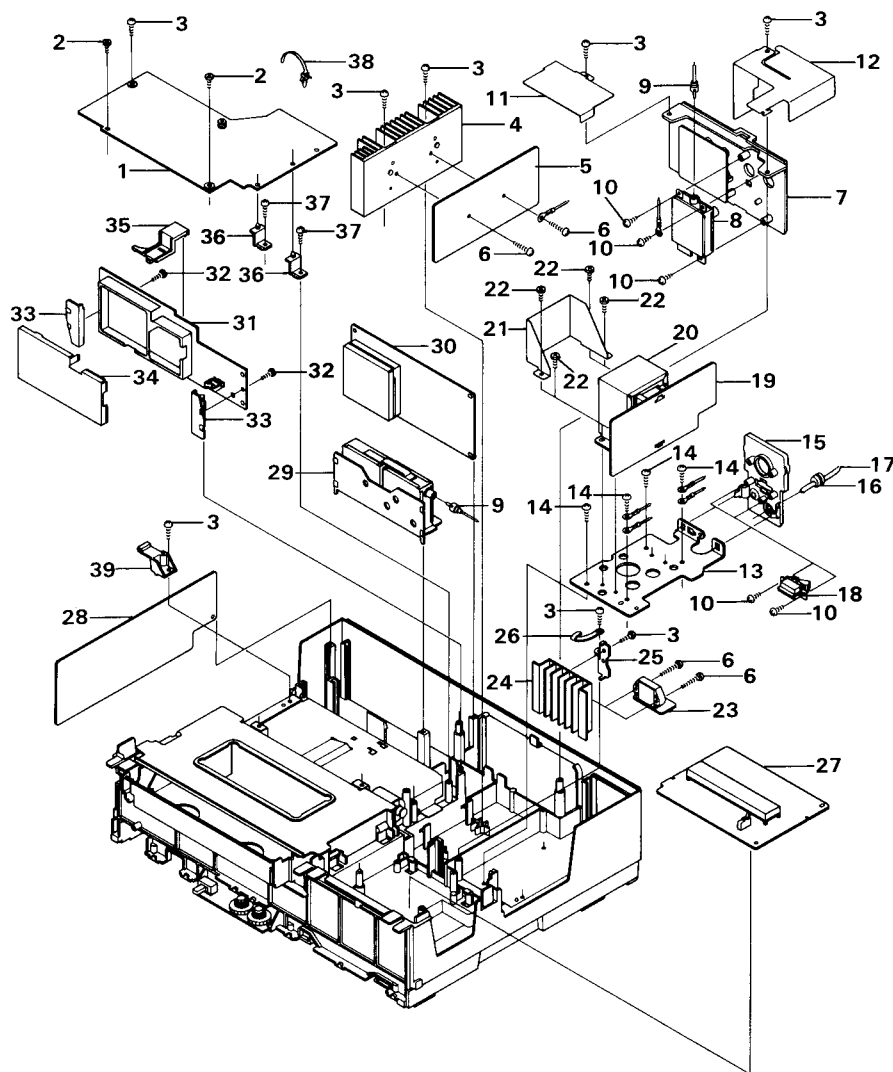


CABINET PARTS (2)

Ref No	Part No.	Description
1	0-4014-02280	Chrominance PC Assy
2	101-3-1703-00611	Screw, Bind Hd Machine +M3×6
3	103-3-1903-01011	Screw, Brazier Hd Tapping +M3×10
4	143-0-7904-00500	Radiator Assy-HAC
5	0-4014-01711	Power B, PC Assy
6	103-3-1903-01611	Screw, Brazier Hd Tapping +M3×16
7	0-4014-01730	Rear Terminal PC Assy
8	4-1164-01220	RF, Converter-M
or	4-1164-02220	RF, Converter-A
9	0-4034-00010	Wire Shield Assy
10	103-3-1903-00811	Screw, Brazier Hd Tapping +M3×8
11	143-2-3604-01500	Insulator, Plate-HAC
12	143-2-3604-01100	Insulator, Cover-HAC
13	143-2-3404-09100	Brkt, Power Trans-HAC
14	103-3-1904-01211	Screw, Brazier Hd Tapping +M4×12
15	143-2-1304-00701	Power, Terminal Board-HAC-L
16	143-2-6104-02400	HEYCO, Bush-SR-4K-4
17	0-4054-00090	Power Cord Assy (EUR)
or	0-4054-00091	Power Cord Assy (EUR)
18	4-2314-00340	See Saw Switch
19	0-4014-01702	Power A, PC Assy
20	4-2514-00402	Power, Transformer

Ref No	Part No.	Description
21	143-2-3504-05900	Shield, Plate Trans-HAC
22	116-3-1704-00811	Screw, Brazier Hd Tapping B-Tite +M4×8
23	0-4014-01720	Power C, PC Assy
24	143-2-7904-02000	Radiator-HAC-B
25	143-2-3404-10000	Brkt, Rad Mounting-HAC-C
26	143-2-5854-00300	Wire, Clamp
27	0-4014-02250	Preset PC Assy
28	0-4014-02131	Servo Adjust PC Assy
29	4-1154-03220	Tuner, IF Unit
30	0-4014-02240	Audio PC Assy
31	0-4014-02270	Head Amp PC Assy
32	116-3-1703-00611	Screw, Brazier Hd Tapping B-Tite +M3×6
33	143-2-3404-09900	Brkt, PB Mounting-HAC
34	143-2-3504-06100	Shield Head Amp Top-HAC
35	143-2-3404-09800	Holder, P.C.B.-HAC-D
36	143-2-7404-00500	P.C.B. Hinge-C
37	103-3-1903-01211	Screw, Brazier Hd Tapping +M3×12
38	143-2-5854-01600	Snap, Band-KSG130
39	143-2-3404-08701	Holder, P.C.B.-HAC-A

NOTE: Parts order must contain Model Number, Part Number and Description.

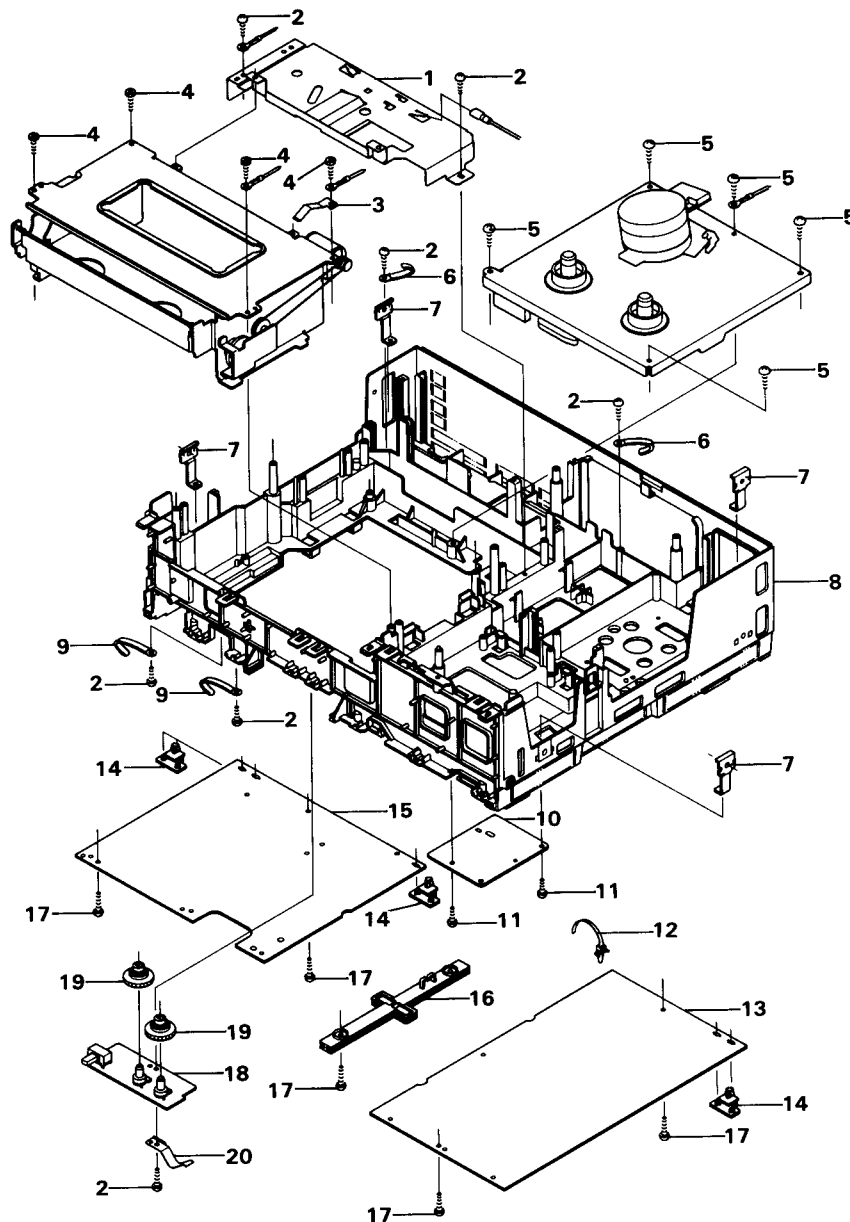


CABINET PARTS (3)

Ref No	Part No.	Description
1	143-2-3504-05600	Shield, Plate-HAC-B
2	103-3-1903-01011	Screw, Brazier Hd Tapping +M3×10
3	143-2-6904-02000	Ground, Plate Top-HAC
4	103-3-1703-01211	Screw, Brazier Hd Tapping +M3×12
5	103-3-1804-01211	Screw, Tras Hd Tapping +M4×12
6	143-2-5854-00300	Wire, Clamp
7	143-2-3404-09000	Brkt, Top Cover-HAC
8	143-0-1304-00407	Cabinet Bottom Assy-HAC-F
9	143-2-5854-00400	Wire, Clamp
10	0-4014-02000	Mute PC Assy

Ref No	Part No.	Description
11	103-3-1903-00811	Screw, Brazier Hd Tapping +M3×8
12	143-2-5854-01600	Snap, Band KSG130
13	0-4014-02290	Luminance PC Assy
14	143-2-7404-00200	P.C.B. Hinge-A
15	0-4014-02121	Syscon Servo PC Assy
16	143-2-3304-02101	Base, PB Mounting-HAC
17	103-3-1903-01219	Screw, Brazier Hd Tapping +M3×12
18	0-4014-02182	Tracking VR PC Assy
19	143-2-1704-08500	Knob, Tracking-HAC
20	143-2-6904-02100	Ground, Spring-HAC

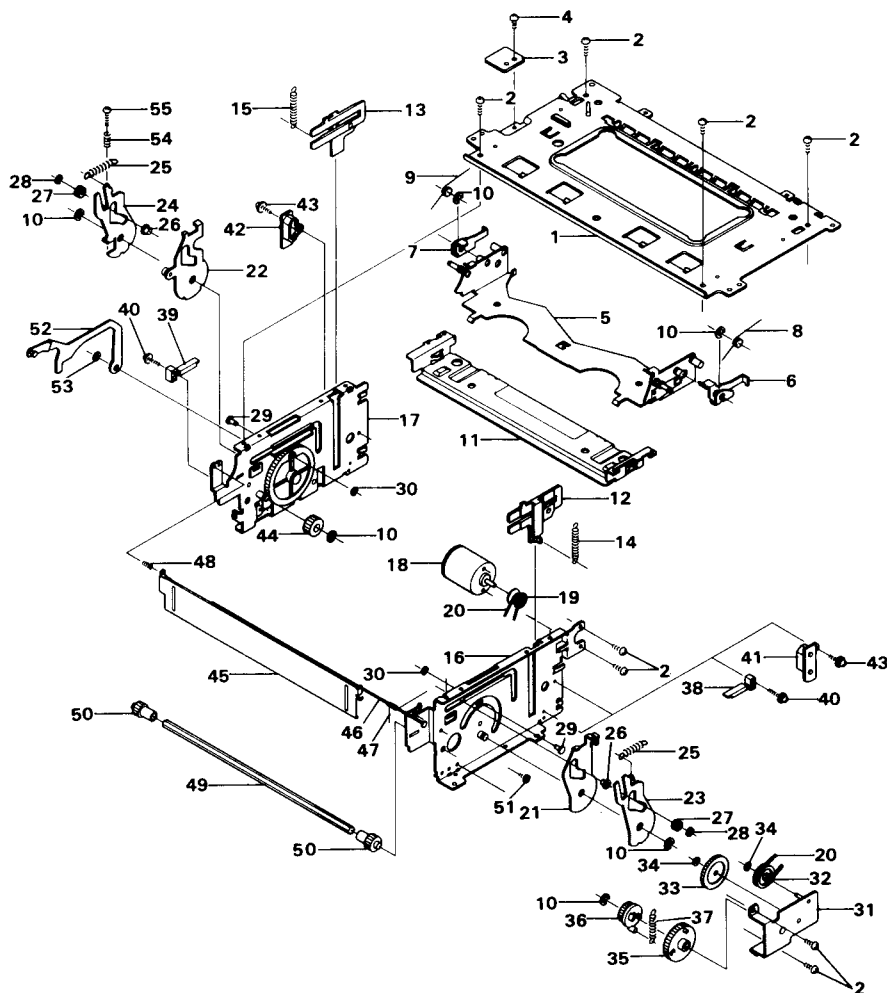
NOTE: Parts order must contain Model Number, Part Number and Description.



CHASSIS PARTS (1)

Ref No	Part No.	Description	Ref No	Part No.	Description
1	143-2-7304-10900	Board, Top	30	112-3-1302-00040	E-Ring, M2.0
2	101-3-1303-00611	Screw, Pan Hd Machine +M3×6	31	143-0-7304-05300	Base Gear Assy
3	0-4014-01631	Terminate PC Assy	32	143-2-7304-13600	Pulley, Pinion
4	101-3-1303-00411	Screw, Pan Hd Machine +M3×4	33	143-2-7304-12700	Gear, Reduction
5	143-0-7304-05500	Tray Assy	34	112-3-1301-50040	E-Ring, M1.5
6	143-2-7304-11400	Clamper-Right	35	143-2-7304-13000	Gear, Joint
7	143-2-7304-11300	Clamper-Left	36	143-2-7304-12600	Gear, Idler
8	143-2-6804-01800	Spring, Clamper-Right	37	143-2-6604-04900	Spring, Eject
9	143-2-6804-01900	Spring, Clamper-Left	38	0-4064-00420	Stop Switch Assy
10	112-3-1304-00040	E-Ring, M4.0	39	0-4064-00410	Start Switch Assy
11	143-2-7304-11500	Board, Under	40	136-3-1302-01011	Screw, Pan Hd Machine Combination Spring Washer & Plain Washer +M2×10
12	143-2-7304-12900	Elevator-Right	41	0-4014-01780	EST Assy
13	143-2-7304-12800	Elevator-Left	42	0-4014-01790	ESS Assy
14	143-2-6604-05000	Spring, Elevator-Right	43	137-3-1302-60411	Screw, Pan Hd Machine Combination Flat Washer M2.6×4
15	143-2-6604-04700	Spring, Elevator-Left	44	143-2-7304-13700	Gear, Idler-Left
16	143-0-7304-05700	Board Side Right Assy	45	143-2-7304-11705	Flap-HAC-A5
17	143-0-7304-05600	Board Side Left Assy	46	143-2-7304-14200	Shaft, Door
18	4-5254-00230	Front, Loading Motor	47	143-2-6804-01700	Spring, Door
or	4-5254-00231	Front, Loading Motor	48	143-2-6704-03300	Spring, Door
19	143-2-7304-13800	Pulley, Motor	49	143-2-7304-14000	Lod, Connect
20	143-2-7504-00500	Belt	50	143-2-7304-12500	Gear, Pinion
21	143-2-7304-12100	Plate, Swing-Right	51	101-3-1703-00311	Screw, Bind Hd Machine +M3×3
22	143-0-7304-05800	Plate Swing Left Assy	52	143-0-7304-05400	Opener Assy
23	143-2-7304-12300	Lever, Swing-Right	53	112-3-1302-50040	E-Ring, M2.5
24	143-2-7304-12200	Lever, Swing-Left	54	143-2-6704-03400	Spring, Adjust
25	143-2-6604-04800	Spring, Swing	55	143-2-5804-03100	Screw, Adjust
26	143-2-7304-13300	Roller, Tray (A)			
27	143-2-7304-13400	Roller, Tray (B)			
28	112-3-1302-30040	E-Ring, M2.3			
29	143-2-7304-14300	Roller, Swing			

NOTE: Parts order must contain Model Number, Part Number and Description.

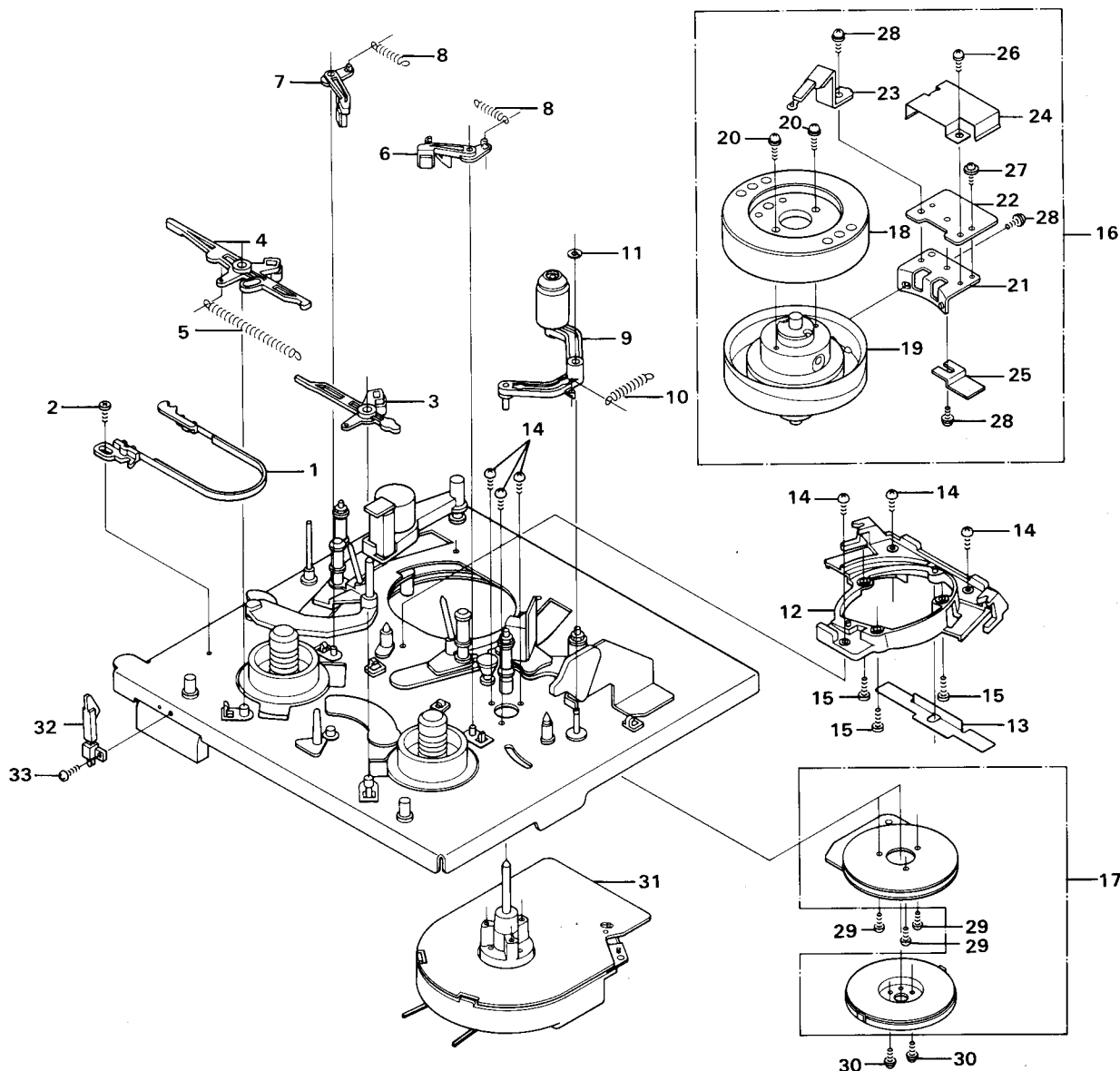


CHASSIS PARTS (2)

Ref No	Part No.	Description
1	143-2-5204-01500	Band, Brake
2	101-3-1702-60411	Screw, Bind Hd Machine +M2.6×4
3	143-0-5204-00700	Main Brake Take Up Assy
4	143-0-5204-00600	Main Brake Supply Assy
5	143-2-6604-02800	Spring, Main Brake
6	143-0-5204-00500	Sub Brake Take Up Assy
or	143-0-5204-01200	Sub Brake Take Up Assy
7	143-0-5204-00400	Sub Brake Supply Assy
or	143-0-5204-01100	Sub Brake Supply Assy
8	143-2-6604-04300	Spring, Sub Brake
9	143-0-4604-00700	Pinch Roller Final Assy
10	143-2-6604-04400	Spring, Pinch Tension
11	143-2-6304-01800	Washer, Stopper 2.5×6×0.25
12	143-0-3404-00800	Base Cylinder Assy
or	143-0-3404-02200	Base Cylinder Assy
13	143-2-5604-04800	Spacer, BC
14	101-3-1302-60611	Screw, Pan Hd Machine +M2.6×6
15	101-3-1703-00611	Screw, Bind Hd Machine +M3×6
16	143-0-4704-03700	Cylinder, Complete
17	4-5254-00120	Cylinder, Motor

Ref No	Part No.	Description
or	4-5254-00121	Cylinder, Motor
18	143-0-4704-01000	Cylinder Upper Assy
19	143-0-9934-00500	Cylinder Service Assy
20	143-2-5804-00700	Screw, M3×8
21	143-2-4704-03000	Bracket, P.C.B. Cylinder
22	0-4014-02260	Cylinder PC Assy
23	143-0-4704-02000	Earth Plate Assy
24	143-2-3504-05500	Shield, Case
25	4-2454-00050	Dew, Heater
26	135-3-1303-00411	Screw, Pan Hd Machine Combination +M3×4
27	131-3-1302-00511	Screw, Pan Hd Machine Combination +M2×5
28	143-2-5804-00300	Screw, M3×6
29	143-2-5804-02000	Screw, M2.3×5
30	143-2-5804-03000	Screw, Pan Hd Machine Combination Plain Washer +M2.3×5
31	4-5254-00130	Capstan, Motor
32	0-4064-00292	Safety Switch Assy
33	101-3-1302-60511	Screw, Pan Hd Machine +M2.6×5

NOTE: Parts order must contain Model Number, Part Number and Description.

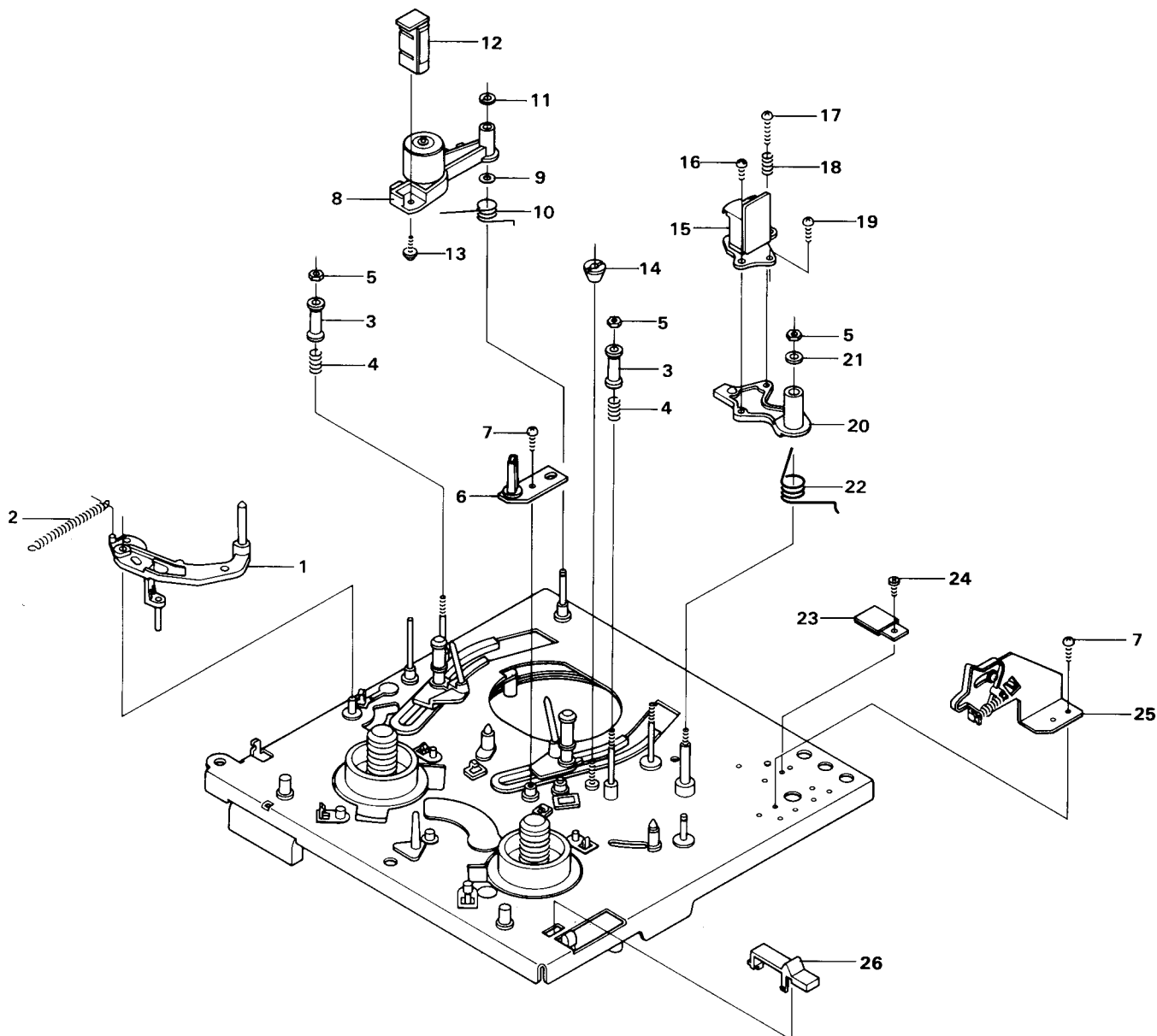


CHASSIS PARTS (3)

Ref No	Part No.	Description
1	143-0-5104-02700	Arm Tension Assy
or	143-0-5104-02800	Arm Tension Assy
2	143-2-6604-04200	Spring, Arm Tension
3	143-2-7704-01800	Guide, Tape
4	143-2-6704-00500	Spring, Adjust Guide
5	106-3-1103-00011	Nut, M3
6	0-4014-01152	End LED PC Assy
7	119-3-1302-60611	Screw, Pan Hd Tapping Del-Tite +M2.6×6
8	143-0-5104-01200	Arm, Impedance Roller Complete
9	143-2-6304-00700	Washer, 3.2×6×0.25
10	143-2-6804-01600	Spring, Arm Impedance
11	143-2-6304-01800	Washer, Stopper 2.5×6×0.25
12	0-4064-00500	Full Erase Hd Assy
13	136-3-1302-00511	Screw, Pan Hd Machine Combination Spring Washer & Plain Washer

Ref No	Part No.	Description
14	143-2-5704-00400	+M2×5 Nut, Tangential
15	0-4064-00490	Audio Control Erase Hd Assy
16	143-2-5804-02306	Screw, Convex
17	101-3-1302-61211	Screw, Pan Hd Machine +M2.6×12
18	143-2-6704-01600	Spring, Azimuth
19	143-2-5804-02300	Set, Screw
20	143-2-5104-05400	Base, Audio Control Erase Hd
or	143-2-5104-07100	Base, Audio Control Erase Hd
21	143-2-6204-00500	Washer, 3.2×8×1
22	143-2-6704-03200	Spring, Tangential Adjust
23	143-0-3404-01701	Dew Sensor Assy
24	116-3-1702-60611	Screw, Brazier Hd Tapping B-Tite +M2.6×6
25	143-0-7304-05100	Opener, Complete
26	143-2-5104-06500	Lever, Cassette Switch

NOTE: Parts order must contain Model Number, Part Number and Description.

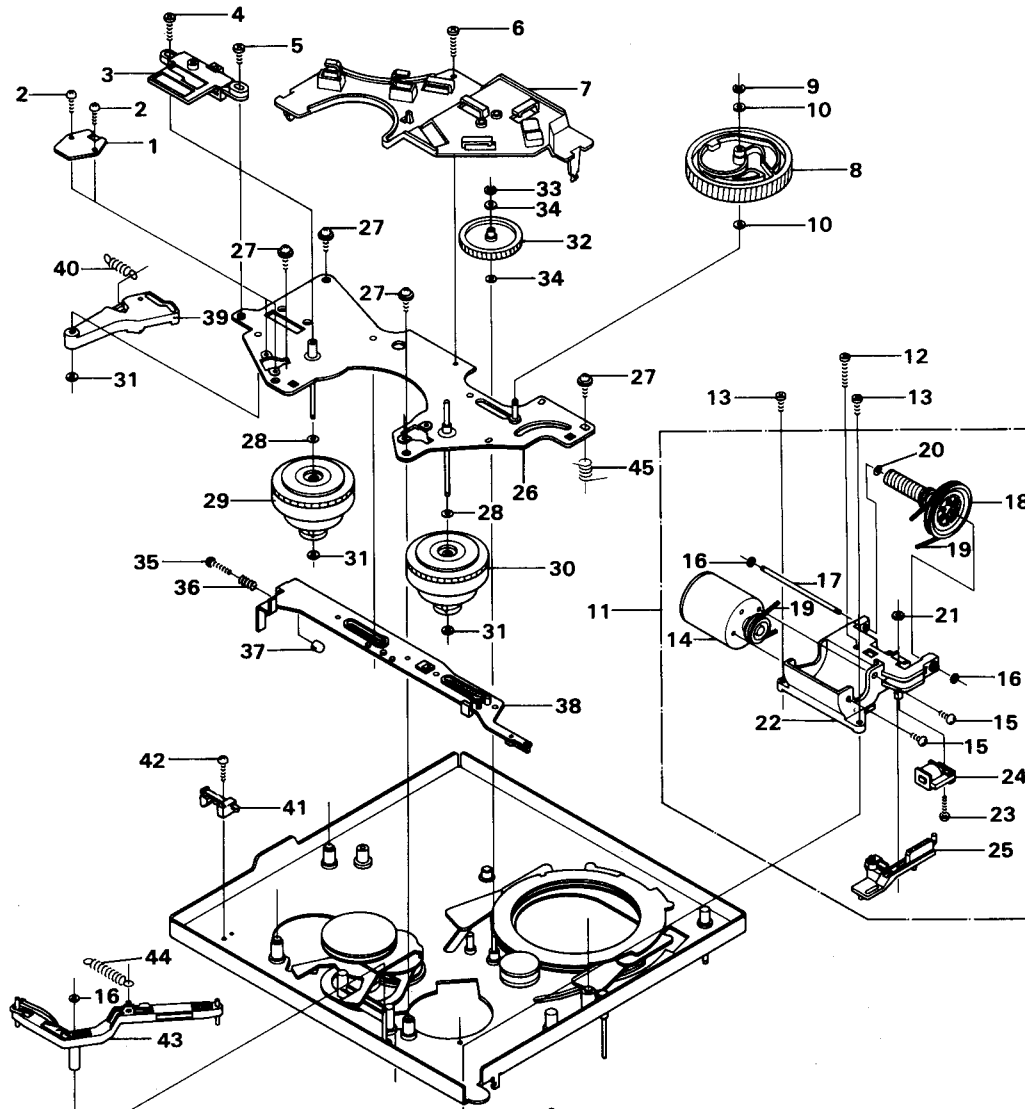


CHASSIS PARTS (4)

Ref No	Part No.	Description
1	0-4014-01162	Counter Assy
2	101-3-1302-00311	Screw, Pan Hd Machine +M2×3
3	4-2314-00250	Mode, Select Switch
4	101-3-1702-60811	Screw, Bind Hd Machine +M2.6×8
5	101-3-1702-60511	Screw, Bind Hd Machine +M2.6×5
6	101-3-1702-61211	Screw, Bind Hd Machine +M2.6×12
7	143-2-3404-09700	Protector
or	143-2-3404-10100	Protector
or	143-2-3404-11300	Protector
8	143-2-7804-00300	Master, Cam
9	112-3-1302-50040	E-Ring, M2.5
10	143-2-6304-00700	Washer, 3.2×6×0.25
11	143-0-3404-01002	Loading, Drive Complete
12	101-3-1702-62511	Screw, Bind Hd Machine +M2.6×25
13	101-3-1702-60611	Screw, Bind Hd Machine +M2.6×6
14	4-5254-00240	Loading, Motor
or	4-5254-00241	Loading, Motor
15	101-3-1303-00411	Screw, Pan Hd Machine +M3×4
16	143-2-6304-01500	Washer, Stopper 1.5×4×0.25
17	143-2-5504-02000	Pin, Worm
18	143-0-4904-00800	Worm Gear Assy
19	143-2-7504-00300	Belt, Loading
20	143-2-6304-00300	Washer, 2.1×5×0.25
21	106-3-1102-00011	Nut, M2
22	143-2-3404-06800	Bracket, Loading
23	101-3-1302-01011	Screw, Pan Hd Machine +M2×10
24	4-2644-00043	Latch, Coil
25	143-0-5104-01500	Rack Assy

Ref No	Part No.	Description
26	143-0-3404-01900	Bracket, Reel Assy
or	143-0-3404-02500	Bracket, Reel Assy
27	143-2-5804-02508	Screw, Pan Hd Tapping Del-Tite M2.6×8
28	143-2-6304-02900	Washer, 6×3.1×0.3
or	143-2-6304-03000	Washer, 6×3.1×0.4
or	143-2-6304-03100	Washer, 6×3.1×0.5
29	143-0-4104-00700	Reel Take Up Assy
or	143-0-4104-00900	Reel Take Up Assy
30	143-0-4104-00600	Reel Supply Assy
or	143-0-4104-00800	Reel Supply Assy
or	143-0-4104-01000	Reel Supply Assy
31	143-2-6304-01800	Washer, Stopper 2.5×6×0.25
32	143-2-4904-01300	Gear, Loading Take Up
33	112-3-1301-50040	E-Ring, M1.5
34	143-2-6304-00600	Washer, 2.1×4×0.25
35	101-3-1302-61211	Screw, Pan Hd Machine +M2.6×12
36	143-2-6704-02400	Spring, Stopper
37	143-2-6704-02600	Cap, Stopper
38	143-0-5104-01600	Main Plate Assy
39	143-2-7804-00200	Actuator, Cam
40	143-2-6604-04600	Spring, Actuator Cam
41	0-4064-00282	Stage Switch Assy
42	101-3-1302-00811	Screw, Pan Hd Machine +M2×8
43	143-0-5104-02400	Arm, Idler Control Complete
44	143-2-6604-04100	Spring, Arm Control
45	143-2-6704-03700	Spring, Earth

NOTE: Parts order must contain Model Number, Part Number and Description.

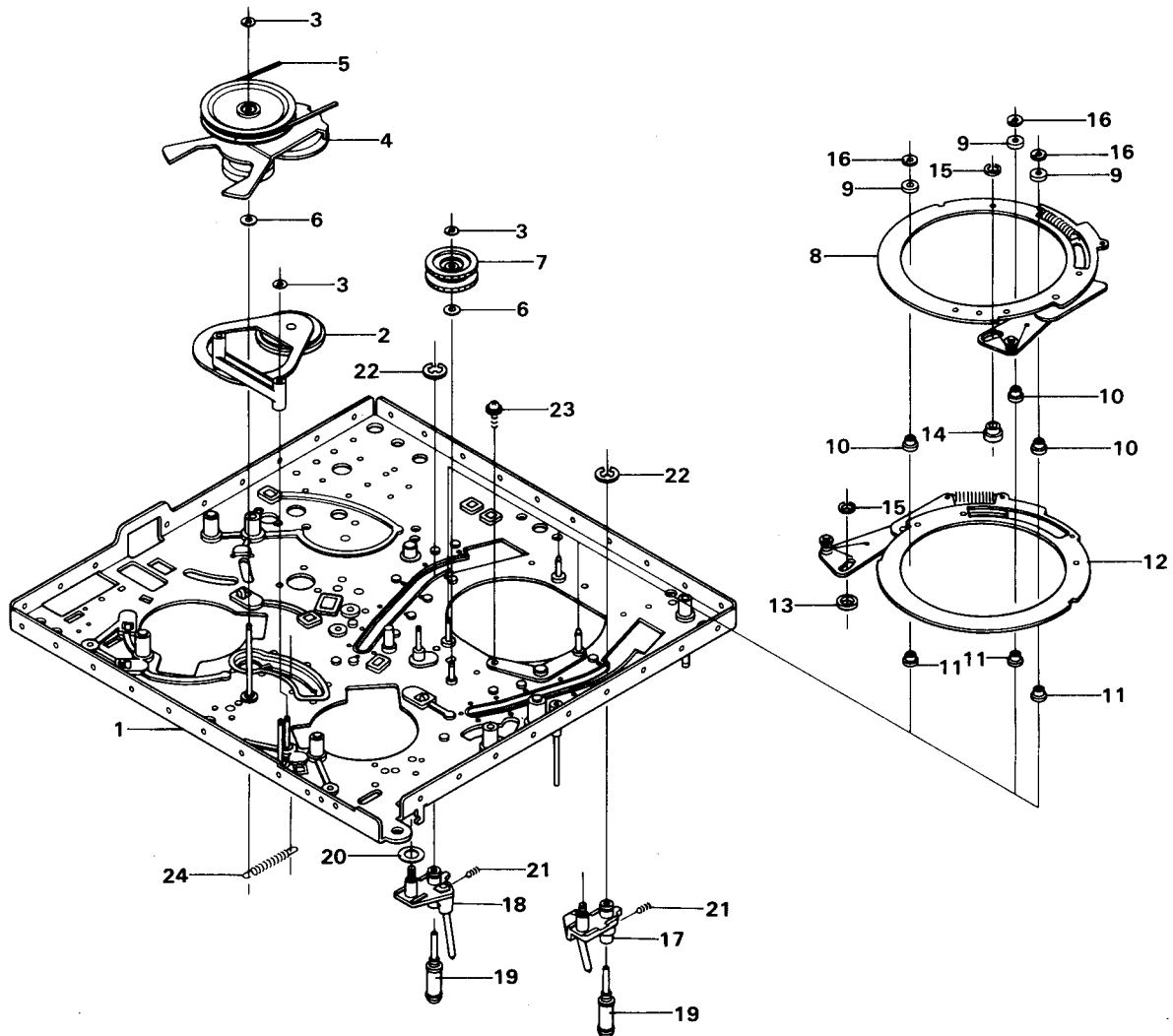


CHASSIS PARTS (5)

Ref No	Part No.	Description
1	143-0-3104-00301	Chassis Assy
or	143-0-3104-00401	Chassis Assy
or	143-0-3104-00501	Chassis Assy
2	143-0-4204-00400	Idler, Complete
3	143-2-6304-01500	Washer, Stopper 1.5×4×0.25
4	143-0-4904-00900	Gear, Idler Complete
5	143-2-7504-00400	Belt, Drive
or	143-2-7504-00600	Belt, Drive
6	143-2-6304-00600	Washer, 2.1×4×0.25
7	143-2-4904-00800	Gear, Loading Supply
8	143-0-4904-00700	Ring, Loading Supply Complete
9	143-2-4804-01200	Roller-Lower
10	143-2-4804-01100	Roller-Center
11	143-2-4804-01000	Roller-Upper

Ref No	Part No.	Description
12	143-0-4904-00500	Ring Loading Take Up Complete
13	143-2-5604-02600	Spacer, Take Up
14	143-2-5604-02500	Spacer, Supply
15	112-3-1302-00040	E-Ring, M2.0
16	143-2-6304-01600	Washer, Stopper 1.6×5×0.5
17	143-0-5104-01000	Base, Guide Roller Supply Assy
or	143-0-5104-02900	Base, Guide Roller Supply Assy
18	143-0-5104-00900	Base, Guide Roller Take Up Assy
19	143-0-7704-00400	Guide Roller Assy
or	143-0-7704-00600	Guide Roller Assy
20	143-2-4704-01500	Washer, Adjust
21	115-3-3502-00486	Screw, Cone Type Hex +M2×4
22	112-3-1304-00040	E-Ring, M4.0
23	143-2-5804-02205	Screw, Pan Hd Machine +M2.6×5
24	143-2-6604-04500	Spring, Idler

NOTE: Parts order must contain Model Number, Part Number and Description.



NOTE:

Materials of Capacitors and Resistors are abbreviated as follows.

ALSIC.....	Alsicon Capacitor
CARBO.....	Carbon
CERAM.....	Ceramic Capacitor
ELECT.....	Electrolytic Capacitor
FUSE.....	Fuse Resistor
METAL.....	Metal Oxide Metal Film
M-FIL.....	Metal Film Capacitor
MYLAR.....	Mylar Film Capacitor
PMCON.....	Polyester Polypropylene Capacitor
SEMI.....	Semiconductor Capacitor
TANTA.....	Tantal Electric Capacitor
TRIMMER CON.....	Variable Capacitor

Tolerances of Capacitors and Resistors are noted with the follow symbols.

C.....	±0.25PF
D.....	±0.5PF
F.....	±1%
J.....	±5%
K.....	±10%
M.....	±20%
Z.....	+80% -20%

AUDIO CIRCUIT P.C.B. PARTS

Schematic Location	Part No.	Description
	0-4014-02240	AUDIO PC ASSY
	143-2-3504-06300	SHIELD CASE AUD-HAC-B
	143-2-3504-06400	SHIELD AUD TOP-HAC-B
	143-2-3504-06500	SHIELD AUD BOT-HAC-B
		(CAPACITORS)
C401	C1 HYDK681 B	CERAM 680pF 50V K
C402	C1 ALEM336A	ELECT 33μF 10V M
C403	C1 ALEM476A	ELECT 47μF 10V M
C405	C1 HLEM105A	ELECT 1μF 50V M
C406	C1 ALEM476A	ELECT 47μF 10V M
C407	C1 HFRJ682 C	MYLAR 0.0068μF 50V J
C408	C1 CLEM106A	ELECT 10μF 16V M
C412	C1 CLEM106A	ELECT 10μF 16V M
C413	C1 ALEM336A	ELECT 33μF 10V M
C414	C1 CLEM106A	ELECT 10μF 16V M
C415	C1 CLEM106A	ELECT 10μF 16V M
C416	C1 HYDK102 B	CERAM 0.001μF 50V K
C417	C1 ALEM226A	ELECT 22μF 10V M
C418	C1 CLEM106A	ELECT 10μF 16V M
C421	C1 HYDK821 B	CERAM 820pF 50V K
C423	C1 ALEM336A	ELECT 33μF 10V M
C424	C1 HFRJ103 C	MYLAR 0.01μF 50V J
C425	C1 HFRJ183 C	MYLAR 0.018μF 50V J
C426	C1 ELEM475A	ELECT 4.7μF 25V M
C427	C1 ALEM226A	ELECT 22μF 10V M
C431	C1 HYDK102 B	CERAM 0.001μF 50V K
C432	C1 ELEM475A	ELECT 4.7μF 25V M
C472	C1 HYDK681 B	CERAM 680pF 50V K
C473	C1 ELEM475A	ELECT 4.7μF 25V M
C475	C1 ELEM475A	ELECT 4.7μF 25V M
C481	C1 ALEM226A	ELECT 22μF 10V M
C482	C1 ALEM226A	ELECT 22μF 10V M
C484	C1 ALEM476A	ELECT 47μF 10V M
C485	C1 ALEM107A	ELECT 100μF 10V M
C486	C1 ALEM476A	ELECT 47μF 10V M
		(DIODES)
D402	DGGMA01-L	DIODE GMA01-L
or	DY1 SS133	DIODE 1 SS133
D405	DGGMA01-L	DIODE GMA01-L
or	DY1 SS133	DIODE 1 SS133
D406	DGGMA01-L	DIODE GMA01-L
or	DY1 SS133	DIODE 1 SS133
D407	DYDAN201 VA	DIODE DAN201 VA

Schematic Location	Part No.	Description
D412	DGGMA01-L	DIODE GMA01-L
or	DY1 SS133	DIODE 1 SS133
D413	DGGMA01-L	DIODE GMA01-L
or	DY1 SS133	DIODE 1 SS133
D414	DGGMA01-L	DIODE GMA01-L
or	DY1 SS133	DIODE 1 SS133
D417	DGGMA01-L	DIODE GMA01-L
or	DY1 SS133	DIODE 1 SS133
		(ICS)
IC401	INUPC1520 CA	IC μPC1520 CA
IC402	INMPC1513 HA	IC μPC1513 HA
		(COILS)
L401	4-2594-00050	70KHz TRAP COIL
L402	4-2554-00090	INDUCTOR 22μH
L403	4-2524-00050	15.6kHz TRAP
L404	4-2554-00130	INDUCTOR 1μH
		(PLUGS)
PV402	4-2364-00230	3P PLUG VERTICAL
PV404	4-2364-00220	2P PLUG VERTICAL
PV405	4-2364-00220	2P PLUG VERTICAL
PV406	4-2364-00230	3P PLUG VERTICAL
PV407	4-2364-00220	2P PLUG VERTICAL
PV408	4-2364-00230	3P PLUG VERTICAL
PV409	4-2364-00220	2P PLUG VERTICAL
PV411	4-2364-00220	2P PLUG VERTICAL
PV412	4-2364-00220	2P PLUG VERTICAL
PV413	4-2364-00220	2P PLUG VERTICAL
PV414	4-2364-00220	2P PLUG VERTICAL
		(TRANSISTORS)
Q407	TG2 SA608 SP	TR 2SA608 SP(F) or(G)
Q408	TG2 SC3400	TR 2SC3400
or	TYDTC124N	TR DTC124N
or	TYDTC124S	TR DTC124S
Q409	TG2 SC3400	TR 2SC3400
or	TYDTC124N	TR DTC124N
or	TYDTC124S	TR DTC124S
Q411	TG2 SC536 SP	TR 2SC536 SP(F) or(G)
or	TN2 SC945	TR 2SC945(K) or(P)
Q412	TG2 SC3400	TR 2SC3400
or	TYDTC124N	TR DTC124N
or	TYDTC124S	TR DTC124S
Q413	TG2 SB698	TR 2SB698(F) or(G)

HEAD AMP P.C.B. PARTS

Schematic Location	Part No.	Description	Schematic Location	Part No.	Description
Q414 Q450 or or	TG2SC2274 TG2SC3400 TYDTC124N TYDTC124S	TR 2SC2274(E)or(F) TR 2SC3400 TR DTC124N TR DTC124S		0-4014-02270	HEAD AMP PC ASSY
		(RESISTORS)			(CAPACITORS)
R401	R2ESPJ153A	CARBO 15k 1/4W J	C301	C1CGEM106A	ELECT 10μF 16V M
R402	R2ESPJ103A	CARBO 10k 1/4W J	C302	C1EBDK223SR	SEMI 0.022μF 25V K
R403	R2ESPJ271A	CARBO 270 1/4W J	C303	C1EBDK223SR	SEMI 0.022μF 25V K
R404	R2ESPJ272A	CARBO 2.7k 1/4W J	C304	C1CGEM106A	ELECT 10μF 16V M
R406	R2ESPJ103A	CARBO 10k 1/4W J	C305	C1EBDK223SR	SEMI 0.022μF 25V K
R407	R2ESPJ822A	CARBO 8.2k 1/4W J	C306	C1EBDK153SR	SEMI 0.015μF 25V K
R408	R2ESPJ223A	CARBO 22k 1/4W J	C311	C1EBDK223SR	SEMI 0.022μF 25V K
R409	R2ESPJ223A	CARBO 22k 1/4W J	C315	C1EBDK223SR	SEMI 0.022μF 25V K
R410	R2ESPJ103A	CARBO 10k 1/4W J	C316	4-2244-00040	TRIMMER CON 60P
R411	R2ESPJ103A	CARBO 10k 1/4W J	C317	C1HCDJ180CH	CERAM 18pF 50V J
R412	R2ESPJ333A	CARBO 33k 1/4W J	C319	4-2244-00040	TRIMMER CON 60P
R415	R2ESPJ153A	CARBO 15k 1/4W J	C321	C1HCDJ180CH	CERAM 18pF 50V J
R416	R2ESPJ272A	CARBO 2.7k 1/4W J	C323	C1CGEM476A	ELECT 47μF 16V M
R419	R2ESPJ562A	CARBO 5.6k 1/4W J	C324	C1EBDK223SR	SEMI 0.022μF 25V K
R421	R2ESPJ563A	CARBO 56k 1/4W J	C325	C1EBDK223SR	SEMI 0.022μF 25V K
R425	R2ESPJ101A	CARBO 100 1/4W J	C326	C1HCDJ121CH	CERAM 120pF 50V J
R426	R2ESPJ102A	CARBO 1k 1/4W J	C327	C1EBDK223SR	SEMI 0.022μF 25V K
R428	R2ESPJ562A	CARBO 5.6k 1/4W J	C328	C1EBDK223SR	SEMI 0.022μF 25V K
R429	R2ESPJ184A	CARBO 180k 1/4W J	C329	C1EBDK223SR	SEMI 0.022μF 25V K
R431	R2ESPJ181A	CARBO 180 1/4W J	C331	C1EBDK223SR	SEMI 0.022μF 25V K
R433	R2ESPJ333A	CARBO 33k 1/4W J	C332	C1HCDJ121CH	CERAM 120pF 50V J
R434	R2ESPJ100A	CARBO 10 1/4W J	C333	C1EBDK223SR	SEMI 0.022μF 25V K
R435	R2EDPJ475A	CARBO 4.7M 1/4W J	C335	C1EBDK223SR	SEMI 0.022μF 25V K
R436	R2ESPJ333A	CARBO 33k 1/4W J	C336	C1EBDK223SR	SEMI 0.022μF 25V K
R459	R2ESPJ332A	CARBO 3.3k 1/4W J	C337	C1EBDK223SR	SEMI 0.022μF 25V K
R461	R2ESPJ103A	CARBO 10k 1/4W J	C338	C1CGEM476A	ELECT 47μF 16V M
R462	R2ESPJ103A	CARBO 10k 1/4W J	C339	C1EBDK223SR	SEMI 0.022μF 25V K
R463	R2ESPJ103A	CARBO 10k 1/4W J	C341	C1AGEM336A	ELECT 33μF 10V M
R464	R2ESPJ102A	CARBO 1k 1/4W J	C344	C1AGEM336A	ELECT 33μF 10V M
R465	R2ESPJ472A	CARBO 4.7k 1/4W J	C345	C1EBDK473SR	SEMI 0.047μF 25V K
R466	R2ESPJ561A	CARBO 560 1/4W J	C346	C1ALEM107A	ELECT 100μF 10V M
R467	R2ESPJ100A	CARBO 10 1/4W J	C347	C1EBDK473SR	SEMI 0.047μF 25V K
R468	R2ESPJ223A	CARBO 22k 1/4W J	C349	C1EBDK473SR	SEMI 0.047μF 25V K
R469	R2ESPJ183A	CARBO 18k 1/4W J	C351	C1ALEM107A	ELECT 100μF 10V M
R481	R2ESPJ104A	CARBO 100k 1/4W J	C352	C1EBDK473SR	SEMI 0.047μF 25V K
R482	R2ESPJ103A	CARBO 10k 1/4W J	C354	C1EBDK473SR	SEMI 0.047μF 25V K
R483	R2ESPJ562A	CARBO 5.6k 1/4W J	C358	C1ALEM107A	ELECT 100μF 10V M
R484	R2ESPJ562A	CARBO 5.6k 1/4W J			(DIODES)
R486	R2ESPJ103A	CARBO 10k 1/4W J	D301 or	DGGMA01-L DY1SS133	DIODE GMA01-L DIODE 1SS133
R487	R2ESPJ104A	CARBO 100k 1/4W J			(IC)
R488	R2ESPJ222A	CARBO 2.2k 1/4W J	IC301	IHHA11772	IC HA11772
R489▲	R2EZPJ100A	FUSE 10 1/4W J			(COILS)
R491	R2ESPJ223A	CARBO 22k 1/4W J			
R492	R2ESPJ683A	CARBO 68k 1/4W J	L301	4-2724-U180K	INDUCTOR 18μH
R493	R2ESPJ223A	CARBO 22k 1/4W J	L302	4-2724-U180K	INDUCTOR 18μH
			L303	4-2724-U101K	INDUCTOR 100μH
T401	4-2584-00150	70kHz OSC BLOCK	or	4-2724-R101K	INDUCTOR 100μH
		(PINS)	L304	4-2724-U101K	INDUCTOR 100μH
TP401	4-2374-00030	TEST POINT PIN	or	4-2724-R101K	INDUCTOR 100μH
TP402	4-2374-00030	TEST POINT PIN	L305	4-2724-U101K	INDUCTOR 100μH
TP403	4-2374-00030	TEST POINT PIN	or	4-2724-R101K	INDUCTOR 100μH
TP404	4-2374-00030	TEST POINT PIN			(PLUGS)
TP405	4-2374-00030	TEST POINT PIN	PV301	4-2364-00260	6P PLUG VERTICAL
TP408	4-2374-00030	TEST POINT PIN	PV302	4-2364-00500	5P PLUG HORIZONTALLY
TP411	4-2374-00030	TEST POINT PIN	PV304	4-2364-00260	6P PLUG VERTICAL
TP412	4-2374-00030	TEST POINT PIN	PV305	4-2364-00230	3P PLUG VERTICAL
TP413	4-2374-00030	TEST POINT PIN	PV306	4-2364-00240	4P PLUG VERTICAL
		(VARIABLE RESISTORS)	PV307	4-2364-00250	5P PLUG VERTICAL
VR401	4-2224-00910	SEMI 22kΩ	PV308	4-2364-00260	6P PLUG VERTICAL
VR402	4-2224-00920	SEMI 47kΩ	PV309	4-2364-00260	6P PLUG VERTICAL
VR403	4-2224-01080	SEMI 220kΩ	PV311	4-2364-00230	3P PLUG VERTICAL
					(TRANSISTORS)
W4202	0-4052-00570	CORD ASSY	Q301 or	TG2SC536SP TN2SC945	TR 2SC536SP(F)or(G) TR 2SC945(K)or(P)

Schematic Location	Part No.	Description
Q302 or Q303 or Q305 or Q307 or Q312 or Q313 or	TG2SC536SP TN2SC945 TG2SC536SP TN2SC945 TG2SC536SP TN2SC945 TG2SC536SP TN2SC945 TG2SC536SP TN2SC945	TR 2SC536SP(F)or(G) TR 2SC945(K)or(P) TR 2SC536SP(F)or(G) TR 2SC945(K)or(P) TR 2SC536SP(F)or(G) TR 2SC945(K)or(P) TR 2SC536SP(F)or(G) TR 2SC945(K)or(P) TR 2SC536SP(F)or(G) TR 2SC945(K)or(P)
(RESISTORS)		
R301	R2ESPJ681A	CARBO 680 1/4W J
R302	R2ESPJ272A	CARBO 2.7k 1/4W J
R303	R2ESPJ3R9A	CARBO 3.9 1/4W J
R304	R2ESPJ681A	CARBO 680 1/4W J
R305	R2ESPJ272A	CARBO 2.7k 1/4W J
R306	R2ESPJ272A	CARBO 2.7k 1/4W J
R307	R2ESPJ3R9A	CARBO 3.9 1/4W J
R308	R2ESPJ330A	CARBO 33 1/4W J
R309	R2ESPJ330A	CARBO 33 1/4W J
R313	R2ESPJ272A	CARBO 2.7k 1/4W J
R316	R2ESPJ100A	CARBO 10 1/4W J
R317	R2ESPJ272A	CARBO 2.7k 1/4W J
R318	R2ESPJ331A	CARBO 330 1/4W J
R321	R2ESPJ100A	CARBO 10 1/4W J
R322	R2ESPJ331A	CARBO 330 1/4W J
R325	R2ESPJ391A	CARBO 390 1/4W J
R326	R2ESPJ102A	CARBO 1k 1/4W J
R327	R2ESPJ123A	CARBO 12k 1/4W J
R328	R2ESPJ123A	CARBO 12k 1/4W J
R329	R2ESPJ102A	CARBO 1k 1/4W J
R331	R2ESPJ391A	CARBO 390 1/4W J
R332	R2ESPJ682A	CARBO 6.8k 1/4W J
R333	R2ESPJ123A	CARBO 12k 1/4W J
R334	R2ESPJ821A	CARBO 820 1/4W J
R335	R2ESPJ101A	CARBO 100 1/4W J
R336	R2ESPJ333A	CARBO 33k 1/4W J
(VARIABLE RESISTORS)		
VR302	4-2224-01090	SEMI 10kB
VR304	4-2224-01090	SEMI 10kB

CHROMINANCE P.C.B. PARTS

Schematic Location	Part No.	Description
	0-4014-02280	CHROMINANCE PC ASSY
	143-2-5854-01500	PC SUPPORT-R4N
	143-2-6304-01100	WASHER 10X4.2X0.8
(CAPACITORS)		
C3001	C1HLEM105A	ELECT 1μF 50V M
C3002	C1HFRJ223C	MYLAR 0.022μF 50V J
C3003	C1EBDK223SR	SEMI 0.022μF 25V K
C3004	C1EBDK103SR	SEMI 0.01μF 25V K
C3005	C1ELEM475A	ELECT 4.7μF 25V M
C3006	C1ALEM107A	ELECT 100μF 10V M
C3007	C1EBDK223SR	SEMI 0.022μF 25V K
C3008	C1EBDK473SR	SEMI 0.047μF 25V K
C3009	C1HFRJ472C	MYLAR 0.0047μF 50V J
C3011	C1EBDK103SR	SEMI 0.01μF 25V K
C3012	C1HCDJ820CH	CERAM 82pF 50V J
C3013	C1HCDJ270CH	CERAM 27pF 50V J
C3014	C1HCDJ220CH	CERAM 22pF 50V J
C3015	C1HFRJ473C	MYLAR 0.047μF 50V J
C3016	C1ELEM475A	ELECT 4.7μF 25V M
C3017	C1HPRJ563A	M-FIL 0.056μF 50V J
C3018	C1HPRJ333A	M-FIL 0.033μF 50V J

Schematic Location	Part No.	Description
C3019	C1ELEM475A	ELECT 4.7μF 25V M
C3021	C1EBDK223SR	SEMI 0.022μF 25V K
C3022	C1HCDJ391SL	CERAM 390pF 50V J
C3023	C1HFRJ332C	MYLAR 0.0033μF 50V J
C3024	C1EBDK103SR	SEMI 0.01μF 25V K
C3025	C1EUEK224A	ALSIC 0.22μF 25V K
C3026	C1HCDJ101SL	CERAM 100pF 50V J
C3027	C1ALEM476A	ELECT 47μF 10V M
C3028	C1EBDK223SR	SEMI 0.022μF 25V K
C3029	C1EBDK103SR	SEMI 0.01μF 25V K
C3032	C1CLEM106A	ELECT 10μF 16V M
C3034	C1EBDK223SR	SEMI 0.022μF 25V K
C3042	C1ALEM476A	ELECT 47μF 10V M
C3043	C1EBDK473SR	SEMI 0.047μF 25V K
C3044	C1HFRJ222C	MYLAR 0.0022μF 50V J
C3045	C1HCDJ391SL	CERAM 390pF 50V J
C3046	C1EBDK223SR	SEMI 0.022μF 25V K
C3047	C1HPRJ333A	M-FIL 0.033μF 50V J
C3048	C1HFRJ102C	MYLAR 0.001μF 50V J
C3049	C1EBDK223SR	SEMI 0.022μF 25V K
C3051	C1EBDK102SR	SEMI 0.001μF 25V K
C3052	C1ALEM476A	ELECT 47μF 10V M
C3053	C1EBDK473SR	SEMI 0.047μF 25V K
C3054	C1ALEM476A	ELECT 47μF 10V M
C3055	C1ALEM476A	ELECT 47μF 10V M
C3056	C1HYDZ223F	CERAM 0.022μF 50V Z
C3057	C1EBDK223SR	SEMI 0.022μF 25V K
C3058	C1EBDK473SR	SEMI 0.047μF 25V K
C3059	C1EBDK223SR	SEMI 0.022μF 25V K
C3061	C1EBDK473SR	SEMI 0.047μF 25V K
C3062	C1EBDK473SR	SEMI 0.047μF 25V K
C3063	C1EBDK223SR	SEMI 0.022μF 25V K
C3064	C1EBDK223SR	SEMI 0.022μF 25V K
C3065	C1HLEM225A	ELECT 2.2μF 50V M
C3066	C1EBDK473SR	SEMI 0.047μF 25V K
C3067	C1EBDK223SR	SEMI 0.022μF 25V K
C3068	C1ALEM476A	ELECT 47μF 10V M
C3069	C1EBDK103SR	SEMI 0.01μF 25V K
C3071	C1EBDK103SR	SEMI 0.01μF 25V K
C3072	C1EBDK103SR	SEMI 0.01μF 25V K
C3073	C1EBDK103SR	SEMI 0.01μF 25V K
C3074	C1EBDK103SR	SEMI 0.01μF 25V K
C3079	C1EBDK103SR	SEMI 0.01μF 25V K
C3081	C1EBDK473SR	SEMI 0.047μF 25V K
C3082	C1ALEM476A	ELECT 47μF 10V M
C3103	4-2244-00020	TRIMMER CON 20P
C3104	C1EBDK152SR	SEMI 0.0015μF 25V K
C3113	C1EUEK104A	ALSIC 0.1μF 25V K
C3114	C1EBDK473SR	SEMI 0.047μF 25V K
C3115	C1EBDK473SR	SEMI 0.047μF 25V K
(DIODES)		
D351	DGGMA01-L	DIODE GMA01-L
or	DY1SS133	DIODE 1SS133
D352	DGGMA01-L	DIODE GMA01-L
or	DY1SS133	DIODE 1SS133
D353	DGGMA01-L	DIODE GMA01-L
or	DY1SS133	DIODE 1SS133
D354	DGGMA01-L	DIODE GMA01-L
or	DY1SS133	DIODE 1SS133
D361	DGGMA01-L	DIODE GMA01-L
or	DY1SS133	DIODE 1SS133
D362	DGGMA01-L	DIODE GMA01-L
or	DY1SS133	DIODE 1SS133
D363	DGGMA01-L	DIODE GMA01-L
or	DY1SS133	DIODE 1SS133
D365	DGGMA01-L	DIODE GMA01-L
or	DY1SS133	DIODE 1SS133
D366	DGGMA01-L	DIODE GMA01-L
or	DY1SS133	DIODE 1SS133
D367	DGGMA01-L	DIODE GMA01-L

Schematic Location	Part No.	Description	Schematic Location	Part No.	Description
or D368 or D372 or	DY1SS133 DGGMA01-L DY1SS133 DGGMA01-L DY1SS133	DIODE 1SS133 DIODE GMA01-L DIODE 1SS133 DIODE GMA01-L DIODE 1SS133	or Q367 or Q368 or Q369 or Q372 or Q382	TH2SC535 TG2SC536SP TN2SC945 TG2SC536SP TN2SC945 TG2SC536SP TN2SC945 TG2SC536SP TN2SC945 TG2SD545	TR 2SC535(C) TR 2SC536SP(F)or(G) TR 2SC945(K)or(P) TR 2SC536SP(F)or(G) TR 2SC945(K)or(P) TR 2SC536SP(F)or(G) TR 2SC945(K)or(P) TR 2SC536SP(F)or(G) TR 2SC945(K)or(P) TR 2SD545(E)or(F)
DL351	4-2844-00140	DELAY LINE COMB 2H			
IC351 IC353 IC354	IHHA11741 IYBA7100 IGLA6458SF	(ICS) IC HA11741 IC BA7100 IC LA6458SF			
		(COILS)			(RESISTORS)
L351 L352 L353 L355 L356 or L358 or L359 L361 L362 or L363 or L364 or L365 or L366 or L367 or	4-2534-00420 4-2534-00410 4-2534-00430 4-2554-00230 4-2724-E221K 4-2724-R221K 4-2724-E331K 4-2724-R331K 4-2554-00060 4-2554-00070 4-2724-E221K 4-2724-R221K 4-2724-E221K 4-2724-R221K 4-2724-E221K 4-2724-R221K 4-2724-E221K 4-2724-R221K 4-2724-E221K 4-2724-R221K	5.06MHz BPF 4.43MHz BPF 1.5MHz LPF INDUCTOR 8.2MH INDUCTOR 220μH INDUCTOR 220μH INDUCTOR 330μH INDUCTOR 330μH INDUCTOR 12MH INDUCTOR 15MH INDUCTOR 220μH INDUCTOR 220μH INDUCTOR 220μH INDUCTOR 220μH INDUCTOR 220μH INDUCTOR 220μH INDUCTOR 220μH INDUCTOR 220μH INDUCTOR 220μH INDUCTOR 220μH	R3001 R3002 R3003 R3004 R3005 R3006 R3007 R3008 R3009 R3011 R3012 R3013 R3014 R3015 R3016 R3017 R3018 R3019 R3021 R3022 R3023 R3024 R3025 R3026 R3027 R3028 R3029 R3031 R3032 R3033 R3034 R3035 R3036 R3046 R3052 R3059 R3061 R3062 R3063 R3064 R3065 R3066 R3067 R3068 R3069 R3071 R3072 R3073 R3074 R3075 R3076 R3078 R3079 R3082 R3083 R3084 R3085 R3086 R3087	R2ESPJ472A R2ESPJ274A R2ESPJ681A R2ESPJ472A R2ESPJ122A R2ESPJ682A R2ESPJ103A R2ESPJ564A R2ESPJ222A R2ESPJ272A R2ESPJ821A R2ESPJ472A R2ESPJ102A R2ESPJ103A R2ESPJ471A R2ESPJ562A R2ESPJ471A R2ESPJ122A R2ESPJ473A R2ESPJ333A R2ESPJ331A R2ESPJ392A R2ESPJ392A R2ESPJ333A R2ESPJ122A R2ESPJ102A R2ESPJ123A R2ESPJ272A R2ESPJ562A R2ESPJ102A R2ESPJ471A R2ESPJ561A R2ESPJ122A R2ESPJ331A R2ESPJ471A R2ESPJ393A R2ESPJ221A R2ESPJ392A R2ESPJ221A R2ESPJ223A R2ESPJ333A R2ESPJ332A R2ESPJ103A R2ESPJ333A R2ESPJ562A R2ESPJ471A R2ESPJ823A R2ESPJ103A R2ESPJ273A R2ESPJ104A R2ESPJ272A R2ESPJ104A R2ESPJ223A R2ESPJ223A R2ESPJ223A R2ESPJ472A R2ESPJ562A R2ESPJ473A R2ESPJ105A	CARBO 4.7k 1/4W J CARBO 270k 1/4W J CARBO 680 1/4W J CARBO 4.7k 1/4W J CARBO 1.2k 1/4W J CARBO 6.8k 1/4W J CARBO 10k 1/4W J CARBO 560k 1/4W J CARBO 2.2k 1/4W J CARBO 2.7k 1/4W J CARBO 820 1/4W J CARBO 4.7k 1/4W J CARBO 1k 1/4W J CARBO 10k 1/4W J CARBO 470 1/4W J CARBO 5.6k 1/4W J CARBO 470 1/4W J CARBO 1.2k 1/4W J CARBO 47k 1/4W J CARBO 33k 1/4W J CARBO 330 1/4W J CARBO 3.9k 1/4W J CARBO 3.9k 1/4W J CARBO 33k 1/4W J CARBO 1.2k 1/4W J CARBO 1k 1/4W J CARBO 12k 1/4W J CARBO 2.7k 1/4W J CARBO 5.6k 1/4W J CARBO 1k 1/4W J CARBO 470k 1/4W J CARBO 560 1/4W J CARBO 1.2k 1/4W J CARBO 330 1/4W J CARBO 470 1/4W J CARBO 39k 1/4W J CARBO 220 1/4W J CARBO 3.9k 1/4W J CARBO 220 1/4W J CARBO 22k 1/4W J CARBO 33k 1/4W J CARBO 3.3k 1/4W J CARBO 10k 1/4W J CARBO 33k 1/4W J CARBO 5.6k 1/4W J CARBO 470 1/4W J CARBO 82k 1/4W J CARBO 10k 1/4W J CARBO 27k 1/4W J CARBO 100k 1/4W J CARBO 2.7k 1/4W J CARBO 100k 1/4W J CARBO 22k 1/4W J CARBO 22k 1/4W J CARBO 22k 1/4W J CARBO 4.7k 1/4W J CARBO 5.6k 1/4W J CARBO 47k 1/4W J CARBO 1M 1/4W J
PV351 PV352 PV353 PV354 PV355 PV357 PV360 PV361 PV362	4-2364-00220 4-2364-00220 4-2364-00220 4-2364-00230 4-2364-00220 4-2364-00260 4-2364-00220 4-2364-00530 4-2364-00220	2P PLUG VERTICAL 2P PLUG VERTICAL 2P PLUG VERTICAL 3P PLUG VERTICAL 2P PLUG VERTICAL 6P PLUG VERTICAL 2P PLUG VERTICAL 5P PLUG VERTICAL 2P PLUG VERTICAL			
		(PLUGS)			
Q351 or Q352 or Q353 or Q358 or Q359 or Q361 Q362 or Q363 or Q364 or Q365 or Q366 or	TG2SC536SP TN2SC945 TG2SC536SP TN2SC945 TG2SC536SP TN2SC945 TG2SC3400 TYDTC124N TYDTC124S TG2SA608SP TG2SC536SP TN2SC945 TG2SC536SP TN2SC945 TG2SC536SP TN2SC945 TG2SC536SP TN2SC945 TG2SC2840 TG2SC2999	TR 2SC536SP(F)or(G) TR 2SC945(K)or(P) TR 2SC536SP(F)or(G) TR 2SC945(K)or(P) TR 2SC536SP(F)or(G) TR 2SC945(K)or(P) TR 2SC3400 TR DTC124N TR DTC124S TR 2SA608SP(F)or(G) TR 2SC536SP(F)or(G) TR 2SC945(K)or(P) TR 2SC536SP(F)or(G) TR 2SC945(K)or(P) TR 2SC536SP(F)or(G) TR 2SC945(K)or(P) TR 2SC536SP(F)or(G) TR 2SC945(K)or(P) TR 2SC2840(E)or(F) TR 2SC2999(E)or(F)			
		(TRANSISTORS)			

Schematic Location	Part No.	Description
R3088	R2ESPJ473A	CARBO 47k 1/4W J
R3089	R2ESPJ273A	CARBO 27k 1/4W J
R3091	R2ESPJ153A	CARBO 15k 1/4W J
R3092	R2ESPJ123A	CARBO 12k 1/4W J
R3093	R2ESPJ562A	CARBO 5.6k 1/4W J
R3094	R2ESPJ562A	CARBO 5.6k 1/4W J
R3095	R2ESPJ222A	CARBO 2.2k 1/4W J
R3096	R2ESPJ151A	CARBO 150 1/4W J
R3097	R2ESPJ222A	CARBO 2.2k 1/4W J
R3098	R2ESPJ473A	CARBO 47k 1/4W J
R3099	R2ESPJ473A	CARBO 47k 1/4W J
R3101	R2ESPJ273A	CARBO 27k 1/4W J
R3102	R2ESPJ152A	CARBO 1.5k 1/4W J
R3103	R2ESPJ103A	CARBO 10k 1/4W J
R3104	R2ESPJ821A	CARBO 820 1/4W J
R3105	R2ESPJ102A	CARBO 1k 1/4W J
R3106	R2ESPJ391A	CARBO 390 1/4W J
R3107	R2ESPJ562A	CARBO 5.6k 1/4W J
R3108	R2ESPJ392A	CARBO 3.9k 1/4W J
R3109	R2ESPJ471A	CARBO 470 1/4W J
R3111	R2ESPJ391A	CARBO 390 1/4W J
R3112	R2ESPJ473A	CARBO 47k 1/4W J
R3113	R2ESPJ222A	CARBO 2.2k 1/4W J
R3114	R2ESPJ391A	CARBO 390 1/4W J
R3115	R2ESPJ103A	CARBO 10k 1/4W J
R3116	R2ESPJ103A	CARBO 10k 1/4W J
R3117	R2ESPJ223A	CARBO 22k 1/4W J
R3121	R2ESPJ681A	CARBO 680 1/4W J
R3161	R2ESPJ223A	CARBO 22k 1/4W J
R3162	R2ESPJ223A	CARBO 22k 1/4W J
R3164	R2ESPJ391A	CARBO 390 1/4W J
TP354	4-2374-00030	(PINS) TEST POINT PIN
TP358	4-2374-00030	TEST POINT PIN
TP359	4-2374-00030	TEST POINT PIN
VR351	4-2224-00690	(VARIABLE RESISTORS) SEMI 22k Ω
VR352	4-2224-00660	SEMI 6.8k Ω
VR353	4-2224-00670	SEMI 10k Ω
W4201	0-4052-00540	CORD ASSY
X351	4-2254-00040	4.433M CRYSTAL
X352	4-2254-00050	4.435M CRYSTAL

LUMINANCE P.C.B. PARTS

Schematic Location	Part No.	Description
	0-4014-02290	LUMINANCE PC ASSY
	143-2-5854-01500	PC SUPPORT-R4N
		(CAPACITORS)
C2001	C1EBDK223SR	SEMI 0.022 μ F 25V K
C2002	C1HCDJ270CH	CERAM 27pF 50V J
C2003	C1HCDJ121CH	CERAM 120pF 50V J
C2004	C1HCDJ331SL	CERAM 330pF 50V J
C2005	C1HCDJ101CH	CERAM 100pF 50V J
C2008	C1EBDK103SR	SEMI 0.01 μ F 25V K
C2009	C1HCDJ180CH	CERAM 18pF 50V J
C2012	C1HCDJ560CH	CERAM 56pF 50V J
C2013	C1HCDJ471SL	CERAM 470pF 50V J
C2014	C1EBDK223SR	SEMI 0.022 μ F 25V K
C2015	C1HCDJ180CH	CERAM 18pF 50V J
C2016	C1ALEM476A	ELECT 47 μ F 10V M
C2017	C1EBDK473SR	SEMI 0.047 μ F 25V K
C2018	C1EBDK103SR	SEMI 0.01 μ F 25V K

Schematic Location	Part No.	Description
C2019	C1HCDJ220CH	CERAM 22pF 50V J
C2021	C1ALEM476A	ELECT 47 μ F 10V M
C2022	C1EBDK473SR	SEMI 0.047 μ F 25V K
C2023	C1HCDJ560CH	CERAM 56pF 50V J
C2024	C1EBDK223SR	SEMI 0.022 μ F 25V K
C2025	C1HCDJ121CH	CERAM 120pF 50V J
C2026	C1HCDJ120CH	CERAM 12pF 50V J
C2027	C1HCDJ100CH	CERAM 10pF 50V D
C2028	C1EAEM475A	ELECT 4.7 μ F 25V M
C2029	C1EBDK103SR	SEMI 0.01 μ F 25V K
C2031	C1EBDK103SR	SEMI 0.01 μ F 25V K
C2032	C1HLEM474A	ELECT 0.47 μ F 50V M
C2033	C1ALEM476A	ELECT 47 μ F 10V M
C2034	C1EBDK473SR	SEMI 0.047 μ F 25V K
C2035	C1HCDJ100CH	CERAM 10pF 50V D
C2036	C1HCDJ330CH	CERAM 33pF 50V J
C2038	C1HCDJ121CH	CERAM 120pF 50V J
C2039	C1HCDJ121CH	CERAM 120pF 50V J
C2041	C1EBDK103SR	SEMI 0.01 μ F 25V K
C2042	C1ALEM476A	ELECT 47 μ F 10V M
C2043	C1EBDK473SR	SEMI 0.047 μ F 25V K
C2046	C1EBDK103SR	SEMI 0.01 μ F 25V K
C2047	C1HCDJ100CH	CERAM 10pF 50V D
C2048	C1EBDK473SR	SEMI 0.047 μ F 25V K
C2049	C1EBDK223SR	SEMI 0.022 μ F 25V K
C2050	C1HCDJ271CH	CERAM 270pF 50V J
C2051	C1HCDJ680CH	CERAM 68pF 50V J
C2052	C1HCDJ271CH	CERAM 270pF 50V J
C2053	C1HCDJ120CH	CERAM 12pF 50V J
C2054	C1ALEM476A	ELECT 47 μ F 10V M
C2055	C1HCDJ271CH	CERAM 270pF 50V J
C2056	C1HFRJ333C	MYLAR 0.033 μ F 50V J
C2057	C1HFRJ333C	MYLAR 0.033 μ F 50V J
C2058	C1ALEM476A	ELECT 47 μ F 10V M
C2059	C1EBDK473SR	SEMI 0.047 μ F 25V K
C2062	C1EBDK223SR	SEMI 0.022 μ F 25V K
C2063	C1EBDK223SR	SEMI 0.022 μ F 25V K
C2065	C1HFRJ102C	MYLAR 0.001 μ F 50V J
C2066	C1EBDK223SR	SEMI 0.022 μ F 25V K
C2067	C1HFRJ682C	MYLAR 0.0068 μ F 50V J
C2068	C1EBDK223SR	SEMI 0.022 μ F 25V K
C2069	C1EBDK223SR	SEMI 0.022 μ F 25V K
C2074	C1HCDJ220SL	CERAM 22pF 50V J
C2075	C1EBDK223SR	SEMI 0.022 μ F 25V K
C2076	C1HLEM105A	ELECT 1 μ F 50V M
C2077	C1EBDK223SR	SEMI 0.022 μ F 25V K
C2078	C1ALEM476A	ELECT 47 μ F 10V M
C2079	C1EBDK473SR	SEMI 0.047 μ F 25V K
C2081	C1ALEM476A	ELECT 47 μ F 10V M
C2082	C1EBDK473SR	SEMI 0.047 μ F 25V K
C2083	C1HCDJ221CH	CERAM 220pF 50V J
C2084	C1ALEM476A	ELECT 47 μ F 10V M
C2085	C1HCDJ220CH	CERAM 22pF 50V J
C2086	C1EBDK103SR	SEMI 0.01 μ F 25V K
C2089	C1EBDK473SR	SEMI 0.047 μ F 25V K
C2091	C1ALEM476A	ELECT 47 μ F 10V M
C2092	C1ALEM476A	ELECT 47 μ F 10V M
C2093	C1ALEM476A	ELECT 47 μ F 10V M
C2094	C1EBDK103SR	SEMI 0.01 μ F 25V K
C2095	C1ALEM476A	ELECT 47 μ F 10V M
C2096	C1EBDK473SR	SEMI 0.047 μ F 25V K
C2101	C1ALEM476A	ELECT 47 μ F 10V M
C2102	C1EBDK473SR	SEMI 0.047 μ F 25V K
C2103	C1HCDJ680CH	CERAM 68pF 50V J
C2104	C1EBDK473SR	SEMI 0.047 μ F 25V K
C2105	C1HCDJ820CH	CERAM 82pF 50V J
C2106	C1ALEM227A	ELECT 220 μ F 10V M
C2107	C1EBDK223SR	SEMI 0.022 μ F 25V K
C2108	C1HCDJ390CH	CERAM 39pF 50V J
C2109	C1HLEM335A	ELECT 3.3 μ F 50V M
C2111	C1CLEM226A	ELECT 22 μ F 16V M

Schematic Location	Part No.	Description
C2112	C1EBDK223SR	SEMI 0.022 μ F 25V K
C2113	C1HLEM225A	ELECT 2.2 μ F 50V M
C2114	C1ELEM106A	ELECT 10 μ F 25V M
C2115	C1EBDK223SR	SEMI 0.022 μ F 25V K
C2116	C1ALEM476A	ELECT 47 μ F 10V M
C2117	C1HCDJ330CH	CERAM 33pF 50V J
C2119	C1HCDJ101CH	CERAM 100pF 50V J
C2121	C1HLEM105A	ELECT 1 μ F 50V M
C2122	C1EBDK473SR	SEMI 0.047 μ F 25V K
C2123	C1ALEM476A	ELECT 47 μ F 10V M
C2124	C1HCDJ680CH	CERAM 68pF 50V J
C2125	C1HCDJ820CH	CERAM 82pF 50V J
C2126	C1EBDK223SR	SEMI 0.022 μ F 25V K
C2127	C1HLEM105A	ELECT 1 μ F 50V M
C2128	C1ALEM107A	ELECT 100 μ F 10V M
C2129	C1HCDJ220CH	CERAM 22pF 50V J
C2131	C1HCDJ560CH	CERAM 56pF 50V J
C2132	C1HCDJ121CH	CERAM 120pF 50V J
C2133	C1HCDJ181CH	CERAM 180pF 50V J
C2134	C1HCDJ151CH	CERAM 150pF 50V J
C2135	C1CLEM106A	ELECT 10 μ F 16V M
C2136	C1CLEM106A	ELECT 10 μ F 16V M
C2137	C1ALEM476A	ELECT 47 μ F 10V M
C2139	C1HCDJ560CH	CERAM 56pF 50V J
C2141	C1HCDJ330CH	CERAM 33pF 50V J
C2142	C1HCDJ560CH	CERAM 56pF 50V J
C2143	C0JLEM227A	ELECT 220 μ F 6.3V M
C2144	C1EBDK103SR	SEMI 0.01 μ F 25V K
C2145	C1HLEM105A	ELECT 1 μ F 50V M
C2146	C1HPRJ104A	M-FIL 0.1 μ F 50V J
C2147	C1HCDJ331SL	CERAM 330pF 50V J
C2148	C1HFRJ682C	MYLAR 0.0068 μ F 50V J
C2151	C1ALEM107A	ELECT 100 μ F 10V M
C2152	C1EBDK473SR	SEMI 0.047 μ F 25V K
C2153	C1CLEM106A	ELECT 10 μ F 16V M
C2154	C1CLEM336A	ELECT 33 μ F 16V M
C2155	C1ALEM227A	ELECT 220 μ F 10V M
C2157	C0JLEM108A	ELECT 1000 μ F 6.3V M
C2191	C1EBDK473SR	SEMI 0.047 μ F 25V K
C2192	C1EBDK473SR	SEMI 0.047 μ F 25V K
C2193	C1EBDK473SR	SEMI 0.047 μ F 25V K
C2194	C1EBDK473SR	SEMI 0.047 μ F 25V K
C2202	C1ALEM336A	ELECT 33 μ F 10V M
C2203	C1ALEM336A	ELECT 33 μ F 10V M
C2204	C1ALEM476A	ELECT 47 μ F 10V M
C2205	C1EBDK473SR	SEMI 0.047 μ F 25V K
C2206	C1EBDK473SR	SEMI 0.047 μ F 25V K
C2207	C1ALEM476A	ELECT 47 μ F 10V M
C2208	C1HCDJ331SL	CERAM 330pF 50V J
C2209	C1HCDJ680CH	CERAM 68pF 50V J
C2211	C0JLEM107A	ELECT 100 μ F 6.3V M
C2213	C1HFRJ473C	MYLAR 0.047 μ F 50V J
C2215	C1HCDD100CH	CERAM 10pF 50V D
C2224	C1HCDJ680CH	CERAM 68pF 50V J
C2226	C1ALEM226A	ELECT 22 μ F 10V M
(DIODES)		
D206	DMMA27T-B	DIODE MA27T-B
D207	DGGMA01-L	DIODE GMA01-L
or	DY1SS133	DIODE 1SS133
D208	DGGMA01-L	DIODE GMA01-L
or	DY1SS133	DIODE 1SS133
D209	DGGMA01-L	DIODE GMA01-L
or	DY1SS133	DIODE 1SS133
D211	DMMA27T-B	DIODE MA27T-B
D212	DMMA27W-A	DIODE MA27W-A
D213	DGGMA01-L	DIODE GMA01-L
or	DY1SS133	DIODE 1SS133
D217	DGGMA01-L	DIODE GMA01-L
or	DY1SS133	DIODE 1SS133
D218	DGGMA01-L	DIODE GMA01-L

Schematic Location	Part No.	Description
or	DY1SS133	DIODE 1SS133
D222	DGGMA01-L	DIODE GMA01-L
or	DY1SS133	DIODE 1SS133
D231	DGGMA01-L	DIODE GMA01-L
or	DY1SS133	DIODE 1SS133
D232	DGGMA01-L	DIODE GMA01-L
or	DY1SS133	DIODE 1SS133
D233	DGGMA01-L	DIODE GMA01-L
or	DY1SS133	DIODE 1SS133
D234	DGGMA01-L	DIODE GMA01-L
or	DY1SS133	DIODE 1SS133
D237	DGGMA01-L	DIODE GMA01-L
or	DY1SS133	DIODE 1SS133
DL201	4-2844-00121	DELAY LINE DOC 1H
(ICS)		
IC201	IHHA11724	IC HA11724
IC202	IHHA11738	IC HA11738
IC203	IWM51454L	IC M51454L
(COILS)		
L201	4-2724-U150K	INDUCTOR 15 μ H
L203	4-2724-U151K	INDUCTOR 150 μ H
L204	4-2724-U390K	INDUCTOR 39 μ H
L205	4-2724-U150K	INDUCTOR 15 μ H
L206	4-2724-U330K	INDUCTOR 33 μ H
L207	4-2724-U180K	INDUCTOR 18 μ H
or	4-2724-R180K	INDUCTOR 18 μ H
L208	4-2724-U180K	INDUCTOR 18 μ H
or	4-2724-R180K	INDUCTOR 18 μ H
L209	4-2724-U101K	INDUCTOR 100 μ H
or	4-2724-R101K	INDUCTOR 100 μ H
L211	4-2724-U330K	INDUCTOR 33 μ H
L212	4-2724-U101K	INDUCTOR 100 μ H
or	4-2724-R101K	INDUCTOR 100 μ H
L213	4-2724-U221K	INDUCTOR 220 μ H
L214	4-2724-U680K	INDUCTOR 68 μ H
L215	4-2724-U101K	INDUCTOR 100 μ H
or	4-2724-R101K	INDUCTOR 100 μ H
L216	4-2724-U101K	INDUCTOR 100 μ H
or	4-2724-R101K	INDUCTOR 100 μ H
L217	4-2724-U390K	INDUCTOR 39 μ H
L218	4-2724-U688K	INDUCTOR 6.8 μ H
L219	4-2724-U101K	INDUCTOR 100 μ H
or	4-2724-R101K	INDUCTOR 100 μ H
L221	4-2724-U390K	INDUCTOR 39 μ H
L222	4-2724-U821K	INDUCTOR 820 μ H
or	4-2724-R821K	INDUCTOR 820 μ H
L224	4-2724-U271K	INDUCTOR 270 μ H
L231	4-2724-U101K	INDUCTOR 100 μ H
or	4-2724-R101K	INDUCTOR 100 μ H
L232	4-2724-U101K	INDUCTOR 100 μ H
or	4-2724-R101K	INDUCTOR 100 μ H
L233	4-2724-U330K	INDUCTOR 33 μ H
or	4-2724-R330K	INDUCTOR 33 μ H
L234	4-2724-U101K	INDUCTOR 100 μ H
or	4-2724-R101K	INDUCTOR 100 μ H
L235	4-2724-U101K	INDUCTOR 100 μ H
or	4-2724-R101K	INDUCTOR 100 μ H
L236	4-2724-U180K	INDUCTOR 18 μ H
L237	4-2724-U220K	INDUCTOR 22 μ H
L238	4-2724-U101K	INDUCTOR 100 μ H
or	4-2724-R101K	INDUCTOR 100 μ H
L239	4-2724-U101K	INDUCTOR 100 μ H
or	4-2724-R101K	INDUCTOR 100 μ H
L241	4-2724-U391K	INDUCTOR 390 μ H
L242	4-2724-U101K	INDUCTOR 100 μ H
L243	4-2724-U121K	INDUCTOR 120 μ H
L244	4-2724-U330K	INDUCTOR 33 μ H
L245	4-2724-U101K	INDUCTOR 100 μ H

Schematic Location	Part No.	Description
R2091	R2 ESPJ152A	CARBO 1.5k 1/4W J
R2092	R2 ESPJ102A	CARBO 1k 1/4W J
R2093	R2 ESPJ102A	CARBO 1k 1/4W J
R2094	R2 ESPJ223A	CARBO 22k 1/4W J
R2095	R2 ESPJ183A	CARBO 18k 1/4W J
R2096	R2 ESPJ222A	CARBO 2.2k 1/4W J
R2097	R2 ESPJ333A	CARBO 33k 1/4W J
R2098	R2 ESPJ104A	CARBO 100k 1/4W J
R2099	R2 ESPJ473A	CARBO 47k 1/4W J
R2101	R2 ESPJ332A	CARBO 3.3k 1/4W J
R2102	R2 ESPJ561A	CARBO 560 1/4W J
R2103	R2 ESPJ222A	CARBO 2.2k 1/4W J
R2104	R2 ESPJ103A	CARBO 10k 1/4W J
R2107	R2 ESPJ103A	CARBO 10k 1/4W J
R2108	R2 ESPJ102A	CARBO 1k 1/4W J
R2109	R2 ESPJ102A	CARBO 1k 1/4W J
R2111	R2 ESPJ103A	CARBO 10k 1/4W J
R2112	R2 ESPJ221A	CARBO 220 1/4W J
R2113	R2 ESPJ103A	CARBO 10k 1/4W J
R2114	R2 ESPJ473A	CARBO 47k 1/4W J
R2115	R2 ESPJ473A	CARBO 47k 1/4W J
R2116	R2 ESPJ821A	CARBO 820 1/4W J
R2117	R2 ESPJ392A	CARBO 3.9k 1/4W J
R2118	R2 ESPJ391A	CARBO 390 1/4W J
R2119	R2 ESPJ222A	CARBO 2.2k 1/4W J
R2121	R2 ESPJ561A	CARBO 560 1/4W J
R2122	R2 ESPJ393A	CARBO 39k 1/4W J
R2123	R2 ESPJ561A	CARBO 560 1/4W J
R2124	R2 ESPJ824A	CARBO 820k 1/4W J
R2127	R2 ESPJ391A	CARBO 390 1/4W J
R2128	R2 ESPJ122A	CARBO 1.2k 1/4W J
R2129	R2 ESPJ122A	CARBO 1.2k 1/4W J
R2131	R2 ESPJ391A	CARBO 390 1/4W J
R2135	R2 ESPJ271A	CARBO 270 1/4W J
R2136	R2 ESPJ121A	CARBO 120 1/4W J
R2137	R2 ESPJ102A	CARBO 1k 1/4W J
R2138	R2 ESPJ222A	CARBO 2.2k 1/4W J
R2139	R2 ESPJ104A	CARBO 100k 1/4W J
R2140	R2 ESPJ681A	CARBO 680 1/4W J
R2141	R2 ESPJ102A	CARBO 1k 1/4W J
R2142	R2 ESPJ273A	CARBO 27k 1/4W J
R2143	R2 ESPJ561A	CARBO 560 1/4W J
R2144	R2 ESPJ682A	CARBO 6.8k 1/4W J
R2145	R2 ESPJ184A	CARBO 180k 1/4W J
R2146	R2 ESPJ183A	CARBO 18k 1/4W J
R2147	R2 CDPJ155A	CARBO 1.5M 1/6W J
R2148	R2 ESPJ221A	CARBO 220 1/4W J
R2149	R2 ESPJ223A	CARBO 22k 1/4W J
R2151	R2 ESPJ333A	CARBO 33k 1/4W J
R2152	R2 ESPJ102A	CARBO 1k 1/4W J
R2153	R2 ESPJ561A	CARBO 560 1/4W J
R2154	R2 ESPJ392A	CARBO 3.9k 1/4W J
R2155	R2 ESPJ391A	CARBO 390 1/4W J
R2156	R2 ESPJ391A	CARBO 390 1/4W J
R2157	R2 ESPJ563A	CARBO 56k 1/4W J
R2158	R2 ESPJ682A	CARBO 6.8k 1/4W J
R2159	R2 ESPJ122A	CARBO 1.2k 1/4W J
R2162	R2 ESPJ472A	CARBO 4.7k 1/4W J
R2163	R2 ESPJ182A	CARBO 1.8k 1/4W J
R2164	R2 ESPJ391A	CARBO 390 1/4W J
R2165	R2 ESPJ152A	CARBO 1.5k 1/4W J
R2166	R2 ESPJ152A	CARBO 1.5k 1/4W J
R2167	R2 ESPJ681A	CARBO 680 1/4W J
R2168	R2 ESPJ102A	CARBO 1k 1/4W J
R2169	R2 ESPJ272A	CARBO 2.7k 1/4W J
R2171	R2 ESPJ152A	CARBO 1.5k 1/4W J
R2172	R2 ESPJ102A	CARBO 1k 1/4W J
R2174	R2 ESPJ103A	CARBO 10k 1/4W J
R2175	R2 ESPJ332A	CARBO 3.3k 1/4W J
R2176	R2 ESPJ472A	CARBO 4.7k 1/4W J
R2177	R2 ESPJ221A	CARBO 220 1/4W J

Schematic Location	Part No.	Description
R2178	R2 ESPJ332A	CARBO 3.3k 1/4W J
R2179	R2 ESPJ332A	CARBO 3.3k 1/4W J
R2181	R2 ESPJ222A	CARBO 2.2k 1/4W J
R2182	R2 ESPJ394A	CARBO 390k 1/4W J
R2183	R2 ESPJ564A	CARBO 560k 1/4W J
R2184	R2 ESPJ224A	CARBO 220k 1/4W J
R2185	R2 ESPJ222A	CARBO 2.2k 1/4W J
R2186	R2 ESPJ272A	CARBO 2.7k 1/4W J
R2191	R2 ESPJ102A	CARBO 1k 1/4W J
R2192	R2 ESPJ152A	CARBO 1.5k 1/4W J
R2193	R2 ESPJ560A	CARBO 56 1/4W J
R2194	R2 ESPJ122A	CARBO 1.2k 1/4W J
R2197	R2 ESPJ102A	CARBO 1k 1/4W J
R2199	R2 ESPJ151A	CARBO 150 1/4W J
R2200	R2 ESPJ100A	CARBO 10 1/4W J
R2201	R2 ESPJ560A	CARBO 56 1/4W J
R2202	R2 ESPJ682A	CARBO 6.8k 1/4W J
R2203	R2 ESPJ223A	CARBO 22k 1/4W J
R2204	R2 ESPJ474A	CARBO 470k 1/4W J
R2205	R2 ESPJ331A	CARBO 330 1/4W J
R2206	R2 ESPJ151A	CARBO 150 1/4W J
R2207	R2 ESPJ560A	CARBO 56 1/4W J
R2245	R2 ESPJ273A	CARBO 27k 1/4W J
R2246	R2 ESPJ333A	CARBO 33k 1/4W J
R2247	R2 ESPJ681A	CARBO 680 1/4W J
R2248	R2 ESPJ101A	CARBO 100 1/4W J
R2249	R2 ESPJ102A	CARBO 1k 1/4W J
R2251	R2 ESPJ222A	CARBO 2.2k 1/4W J
R2252	R2 ESPJ152A	CARBO 1.5k 1/4W J
R2253	R2 ESPJ821A	CARBO 820 1/4W J
R2254	R2 ESPJ331A	CARBO 330 1/4W J
R2255	R2 ESPJ222A	CARBO 2.2k 1/4W J
R2256	R2 ESPJ392A	CARBO 3.9k 1/4W J
R2257	R2 ESPJ181A	CARBO 180 1/4W J
R2258	R2 ESPJ333A	CARBO 33k 1/4W J
R2259	R2 ESPJ153A	CARBO 15k 1/4W J
R2260	R2 ESPJ221A	CARBO 220 1/4W J
R2261	R2 ESPJ222A	CARBO 2.2k 1/4W J
R2262	R2 ESPJ333A	CARBO 33k 1/4W J
R2263	R2 ESPJ333A	CARBO 33k 1/4W J
R2264	R2 ESPJ331A	CARBO 330 1/4W J
R2265	R2 ESPJ102A	CARBO 1k 1/4W J
R2266	R2 ESPJ123A	CARBO 12k 1/4W J
R2267	R2 ESPJ103A	CARBO 10k 1/4W J
TH201	MR112-302-2	TH 112-302-2
TP201	4-2374-00030	(PINS) TEST POINT PIN
TP202	4-2374-00030	TEST POINT PIN
TP203	4-2374-00030	TEST POINT PIN
TP204	4-2374-00030	TEST POINT PIN
TP205	4-2374-00030	TEST POINT PIN
TP207	4-2374-00030	TEST POINT PIN
TP209	4-2374-00030	TEST POINT PIN
TP210	4-2374-00030	TEST POINT PIN
TP211	4-2374-00030	TEST POINT PIN
TP212	4-2374-00030	TEST POINT PIN
TP213	4-2374-00030	TEST POINT PIN
TP214	4-2374-00030	TEST POINT PIN
TP215	4-2374-00030	TEST POINT PIN
TP216	4-2374-00030	TEST POINT PIN
TP217	4-2374-00030	TEST POINT PIN
TP221	4-2374-00030	TEST POINT PIN
TP222	4-2374-00030	TEST POINT PIN
TP224	4-2374-00030	TEST POINT PIN
TP225	4-2374-00030	TEST POINT PIN
TP226	4-2374-00030	TEST POINT PIN
VR201	4-2224-00880	(VARIABLE RESISTORS) SEMI 680
VR202	4-2224-00620	SEMI 1kB

Schematic Location	Part No.	Description
VR203	4-2224-00880	SEMI 680
VR204	4-2224-00620	SEMI 1k Ω
VR205	4-2224-00630	SEMI 1.5k Ω
VR207	4-2224-00640	SEMI 2.2k Ω
VR209	4-2224-00630	SEMI 1.5k Ω
VR211	4-2224-00620	SEMI 1k Ω
VR212	4-2224-00640	SEMI 2.2k Ω
VR213	4-2224-00620	SEMI 1k Ω
VR214	4-2224-00620	SEMI 1k Ω
	143-2-3504-06100	SHIELD HEAD AMP TOP-HAC

SYSTEM CONTROL SERVO P.C.B. PARTS

Schematic Location	Part No	Description
	0-4014-02121	SYSCON SERVO PC ASSY
	143-2-5854-01500	PC SUPPORT-R4N
BR501	4-2214-00141	BLOCK RESIST 10k x 5
BR502	4-2214-00221	BLOCK RESIST 2.7k x 4
BR503	4-2214-00050	BLOCK RESIST 10k x 4
or	4-2214-00051	BLOCK RESIST 10k x 4
		(CAPACITORS)
C501	C1 HYDZ223F	CERAM 0.022 μ F 50V Z
C502	C1 ELEM107A	ELECT 100 μ F 25V M
C503	C1 HYDZ223F	CERAM 0.022 μ F 50V Z
C504	C1 CLEM227A	ELECT 220 μ F 16V M
C505	C1 HYDZ223F	CERAM 0.022 μ F 50V Z
C506	C1 ALEM477A	ELECT 470 μ F 10V M
C507	C1 EBDK473SR	SEMI 0.047 μ F 25V K
C508	C1 EBDK473SR	SEMI 0.047 μ F 25V K
C509	C1 EBDK473SR	SEMI 0.047 μ F 25V K
C511	C1 EBDK103SR	SEMI 0.01 μ F 25V K
C512	C1 HFRK393C	MYLAR 0.039 μ F 50V K
C513	COJLEM477A	ELECT 470 μ F 6.3V M
C514	C1 EBDK473SR	SEMI 0.047 μ F 25V K
C515	C1 EBDK103SR	SEMI 0.01 μ F 25V K
C517	C1 HCDJ221SL	CERAM 220pF 50V J
C518	C1 HCDJ221SL	CERAM 220pF 50V J
C519	C1 CLEM226A	ELECT 22 μ F 16V M
C522	C1 EBDK473SR	SEMI 0.047 μ F 25V K
C523	C1 CLEM226A	ELECT 22 μ F 16V M
C525	C1 CLEM226A	ELECT 22 μ F 16V M
C702	C1 HFRK473C	MYLAR 0.047 μ F 50V K
C703	C1 HFRK473C	MYLAR 0.047 μ F 50V K
C704	C1 EUEK224A	ALSIC 0.22 μ F 25V K
C705	C1 CLEM105A	ELECT 1 μ F 50V M
C706	C1 HLEM335A	ELECT 3.3 μ F 50V M
C707	C1 HLEM105A	ELECT 1 μ F 50V M
C708	C1 EUEK154A	ALSIC 0.15 μ F 25V K
C709	C1 HFRK183C	MYLAR 0.018 μ F 50V K
C710	C1 HYDK102B	CERAM 0.001 μ F 50V K
C713	C1 HYDZ223F	CERAM 0.022 μ F 50V Z
C714	C1 HFRK102C	MYLAR 0.001 μ F 50V K
C715	C1 EBDK473SR	SEMI 0.047 μ F 25V K
C716	C1 ALEM476A	ELECT 47 μ F 10V M
C718	C1 EBDK103SR	SEMI 0.01 μ F 25V K
C719	C1 EBDK103SR	SEMI 0.01 μ F 25V K
C721	C1 HLEM335A	ELECT 3.3 μ F 50V M
C722	C1 HFRJ683C	MYLAR 0.068 μ F 50V J
C723	C1 EBDK473SR	SEMI 0.047 μ F 25V K
C724	C1 HFRK104C	MYLAR 0.1 μ F 50V K
C725	C1 HCDJ101SL	CERAM 100pF 50V J
C726	C1 HCDJ101SL	CERAM 100pF 50V J
C727	C1 HYDZ223F	CERAM 0.022 μ F 50V Z
C728	C1 CLEM106A	ELECT 10 μ F 16V M
C729	C1 HFRK473C	MYLAR 0.047 μ F 50V K

Schematic Location	Part No.	Description
C730	C1 HYDZ223F	CERAM 0.022 μ F 50V Z
C731	C1 HFRK473C	MYLAR 0.047 μ F 50V K
C732	C1 HLEM105A	ELECT 1 μ F 50V M
C733	C1 EBDK103SR	SEMI 0.01 μ F 25V K
C734	C1 HYDZ223F	CERAM 0.022 μ F 50V Z
C735	C1 HFRK473C	MYLAR 0.047 μ F 50V K
C736	C1 HLEM105A	ELECT 1 μ F 50V M
C737	C1 HFRK473C	MYLAR 0.047 μ F 50V K
C738	C1 CLEM107A	ELECT 100 μ F 16V M
C739	C1 HFRK473C	MYLAR 0.047 μ F 50V K
C741	C1 HLEM105A	ELECT 1 μ F 50V M
C742	C1 CLEM336A	ELECT 33 μ F 16V M
CR501 or	4-2584-00040 4-2584-00041	CERAMIC RESONATOR CERAMIC RESONATOR
		(DIODES)
D501	DGGMA01-L	DIODE GMA01-L
or	DY1SS133	DIODE 1SS133
D502	DGGMA01-L	DIODE GMA01-L
or	DY1SS133	DIODE 1SS133
D503	DGGMA01-L	DIODE GMA01-L
or	DY1SS133	DIODE 1SS133
D504	DGGMA01-L	DIODE GMA01-L
or	DY1SS133	DIODE 1SS133
D505	DGGMA01-L	DIODE GMA01-L
or	DY1SS133	DIODE 1SS133
D506	DGGMA01-L	DIODE GMA01-L
or	DY1SS133	DIODE 1SS133
D507	DGGMA01-L	DIODE GMA01-L
or	DY1SS133	DIODE 1SS133
D510	DGGMA01-L	DIODE GMA01-L
or	DY1SS133	DIODE 1SS133
D514	DGGMA01-L	DIODE GMA01-L
or	DY1SS133	DIODE 1SS133
D515	DGGMA01-L	DIODE GMA01-L
or	DY1SS133	DIODE 1SS133
D517	DGGMA01-L	DIODE GMA01-L
or	DY1SS133	DIODE 1SS133
D523	DGGMA01-L	DIODE GMA01-L
or	DY1SS133	DIODE 1SS133
D524	DGGMA01-L	DIODE GMA01-L
or	DY1SS133	DIODE 1SS133
D527	DGGMA01-L	DIODE GMA01-L
or	DY1SS133	DIODE 1SS133
D528	DGGMA01-L	DIODE GMA01-L
or	DY1SS133	DIODE 1SS133
D529	DGGMA01-L	DIODE GMA01-L
or	DY1SS133	DIODE 1SS133
D530	DGGMA01-L	DIODE GMA01-L
or	DY1SS133	DIODE 1SS133
D531	DGGMA01-L	DIODE GMA01-L
or	DY1SS133	DIODE 1SS133
D532	DGGMA01-L	DIODE GMA01-L
or	DY1SS133	DIODE 1SS133
D533	DGGMA01-L	DIODE GMA01-L
or	DY1SS133	DIODE 1SS133
D534	DGGMA01-L	DIODE GMA01-L
or	DY1SS133	DIODE 1SS133
D702	DGGMA01-L	DIODE GMA01-L
or	DY1SS133	DIODE 1SS133
D704	DGGMA01-L	DIODE GMA01-L
or	DY1SS133	DIODE 1SS133
D705	DGGMA01-L	DIODE GMA01-L
or	DY1SS133	DIODE 1SS133
D706	DGGMA01-L	DIODE GMA01-L
or	DY1SS133	DIODE 1SS133
D707	DGGMA01-L	DIODE GMA01-L
or	DY1SS133	DIODE 1SS133
D708	DGGMA01-L	DIODE GMA01-L
or	DY1SS133	DIODE 1SS133

Schematic Location	Part No.	Description
R519	R2 ESPJ103A	CARBO 10k 1/4W J
R520	R2 ESPJ684A	CARBO 680k 1/4W J
R521	R2 ESPJ104A	CARBO 100k 1/4W J
R522	R2 ESPJ104A	CARBO 100k 1/4W J
R523	R2 ESPJ101A	CARBO 100 1/4W J
R524	R2 ESPJ103A	CARBO 10k 1/4W J
R525	R2 ESPJ104A	CARBO 100k 1/4W J
R526	R2 ESPJ104A	CARBO 100k 1/4W J
R527	R2 ESPJ101A	CARBO 100 1/4W J
R528	R2ENPD8571K	METAL 8.57k 1/4W D
R529	R2 ESPJ103A	CARBO 10k 1/4W J
R531	R2 CDPJ125A	CARBO 1.2M 1/6W J
R532	R2 ESPJ121A	CARBO 120 1/4W J
R533	R2 ESPJ103A	CARBO 10k 1/4W J
R534	R2 ESPJ104A	CARBO 100k 1/4W J
R535	R2 ESPJ101A	CARBO 100 1/4W J
R536	R2 ESPJ562A	CARBO 5.6k 1/4W J
R537	R2 ESPJ222A	CARBO 2.2k 1/4W J
R538	R2 ESPJ103A	CARBO 10k 1/4W J
R539	R2 ESPJ823A	CARBO 82k 1/4W J
R541	R2 ESPJ562A	CARBO 5.6k 1/4W J
R542	R2 ESPJ104A	CARBO 100k 1/4W J
R543	R2 ESPJ104A	CARBO 100k 1/4W J
R544	R2 ESPJ104A	CARBO 100k 1/4W J
R545	R2 ESPJ472A	CARBO 4.7k 1/4W J
R546	R2 ESPJ472A	CARBO 4.7k 1/4W J
R547	R2 ESPJ472A	CARBO 4.7k 1/4W J
R548	R2 ESPJ101A	CARBO 100 1/4W J
R549	R2 ESPJ101A	CARBO 100 1/4W J
R551	R2 ESPJ101A	CARBO 100 1/4W J
R552	R2 ESPJ101A	CARBO 100 1/4W J
R553	R2 ESPJ101A	CARBO 100 1/4W J
R554	R2 ESPJ104A	CARBO 100k 1/4W J
R555	R2 ESPJ334A	CARBO 330k 1/4W J
R557	R2 ESPJ105A	CARBO 1M 1/4W J
R558	R2 ESPJ104A	CARBO 100k 1/4W J
R559	R2 ESPJ101A	CARBO 100 1/4W J
R561	R2 ESPJ101A	CARBO 100 1/4W J
R562	R2 ESPJ333A	CARBO 33k 1/4W J
R563	R2 ESPJ333A	CARBO 33k 1/4W J
R564	R2 ESPJ103A	CARBO 10k 1/4W J
R565	R2 ESPJ103A	CARBO 10k 1/4W J
R566	R2 ESPJ103A	CARBO 10k 1/4W J
R567	R2 ESPJ103A	CARBO 10k 1/4W J
R568	R2 ESPJ392A	CARBO 3.9k 1/4W J
R569	R2 ESPJ101A	CARBO 100 1/4W J
R570	R2 ESPJ104A	CARBO 100k 1/4W J
R572	R2 ESPJ103A	CARBO 10k 1/4W J
R573	R2 ESPJ821A	CARBO 820 1/4W J
R574	R2 ESPJ821A	CARBO 820 1/4W J
R575	R2 ESPJ103A	CARBO 10k 1/4W J
R577	R2 ESPJ473A	CARBO 47k 1/4W J
R578	R2 ESPJ223A	CARBO 22k 1/4W J
R579	R2 ESPJ221A	CARBO 220 1/4W J
R580	R2 ESPJ104A	CARBO 100k 1/4W J
R581	R2 ESPJ682A	CARBO 6.8k 1/4W J
R582	R2 ESPJ561A	CARBO 560 1/4W J
R583	R2 ESPJ223A	CARBO 22k 1/4W J
R584	R2 ESPJ223A	CARBO 22k 1/4W J
R585	R2 ESPJ223A	CARBO 22k 1/4W J
R586	R2 ESPJ223A	CARBO 22k 1/4W J
R587	R2 ESPJ103A	CARBO 10k 1/4W J
R588	R2 ESPJ471A	CARBO 470 1/4W J
R589	R2 ESPJ223A	CARBO 22k 1/4W J
R590	R2 ESPJ104A	CARBO 100k 1/4W J
R591	R2 ESPJ101A	CARBO 100 1/4W J
R592	R2 ESPJ101A	CARBO 100 1/4W J
R593	R2 ESPJ101A	CARBO 100 1/4W J
R596	R2 ESPJ103A	CARBO 10k 1/4W J
R600	R2 ESPJ472A	CARBO 4.7k 1/4W J
R604	R2 ESPJ103A	CARBO 10k 1/4W J

Schematic Location	Part No.	Description
R605	R2 ESPJ103A	CARBO 10k 1/4W J
R606	R2 ESPJ103A	CARBO 10k 1/4W J
R608	R2 ESPJ181A	CARBO 180 1/4W J
R609	R2 ESPJ391A	CARBO 390 1/4W J
R610	R2 ESPJ222A	CARBO 2.2k 1/4W J
R611	R2 ESPJ222A	CARBO 2.2k 1/4W J
R612	R2 ESPJ563A	CARBO 56k 1/4W J
R613	R2 ESPJ103A	CARBO 10k 1/4W J
R614	R2 ESPJ104A	CARBO 100k 1/4W J
R615	R2 ESPJ102A	CARBO 1k 1/4W J
R616	R2 ESPJ472A	CARBO 4.7k 1/4W J
R620	R2 ESPJ682A	CARBO 6.8k 1/4W J
R637	R2 ESPJ103A	CARBO 10k 1/4W J
R638	R2 ESPJ103A	CARBO 10k 1/4W J
R639	R2 ESPJ103A	CARBO 10k 1/4W J
R701	R2 ESPJ472A	CARBO 4.7k 1/4W J
R702	R2 ESPJ103A	CARBO 10k 1/4W J
R703	R2 ESPJ104A	CARBO 100k 1/4W J
R704	R2 ESPJ104A	CARBO 100k 1/4W J
R705	R2 ESPJ104A	CARBO 100k 1/4W J
R706	R2 ESPJ104A	CARBO 100k 1/4W J
R707	R2 ESPJ223A	CARBO 22k 1/4W J
R708	R2 ESPJ104A	CARBO 100k 1/4W J
R709	R2 CDPJ155A	CARBO 1.5M 1/6W J
R711	R2 ESPJ105A	CARBO 1M 1/4W J
R712	R2 ESPJ562A	CARBO 5.6k 1/4W J
R713	R2 ESPJ103A	CARBO 10k 1/4W J
R714	R2 ESPJ223A	CARBO 22k 1/4W J
R715	R2 ESPJ104A	CARBO 100k 1/4W J
R716	R2 ESPJ473A	CARBO 47k 1/4W J
R717	R2 ESPJ473A	CARBO 47k 1/4W J
R721	R2 ESPJ472A	CARBO 4.7k 1/4W J
R722	R2 ESPJ221A	CARBO 220 1/4W J
R723	R2 ESPJ103A	CARBO 10k 1/4W J
R724	R2 ESPJ224A	CARBO 220k 1/4W J
R725	R2 ESPJ102A	CARBO 1k 1/4W J
R726	R2 ESPJ102A	CARBO 1k 1/4W J
R727	R2 ESPJ754A	CARBO 750k 1/4W J
R728	R2 ESPJ102A	CARBO 1k 1/4W J
R729	R2 ESPJ105A	CARBO 1M 1/4W J
R731	R2 ESPJ105A	CARBO 1M 1/4W J
R732	R2 ESPJ224A	CARBO 220k 1/4W J
R733	R2 ESPJ103A	CARBO 10k 1/4W J
R734	R2 ESPJ821A	CARBO 820 1/4W J
R735	R2 ESPJ821A	CARBO 820 1/4W J
R736	R2 ESPJ102A	CARBO 1k 1/4W J
R737	R2 ESPJ182A	CARBO 1.8k 1/4W J
R738	R2 ESPJ332A	CARBO 3.3k 1/4W J
R739	R2 ESPJ562A	CARBO 5.6k 1/4W J
R742	R2 ESPJ101A	CARBO 100 1/4W J
R743	R2 ESPJ392A	CARBO 3.9 1/4W J
R744	R2 ESPJ223A	CARBO 22k 1/4W J
R745	R2 ESPJ472A	CARBO 4.7k 1/4W J
R746	R2 ESPJ103A	CARBO 10k 1/4W J
R747	R2 ESPJ103A	CARBO 10k 1/4W J
R748	R2 ESPJ472A	CARBO 4.7k 1/4W J
R749	R2 ESPJ562A	CARBO 5.6k 1/4W J
R751	R2 ESPJ103A	CARBO 10k 1/4W J
R752	R2 ESPJ334A	CARBO 330k 1/4W J
R753	R2 ESPJ331A	CARBO 330 1/4W J
R754	R2 ESPJ222A	CARBO 2.2k 1/4W J
R755	R2 ESPJ182A	CARBO 1.8k 1/4W J
R760	R2 ESPJ153A	CARBO 15k 1/4W J
(PINS)		
TP501	4-2374-00030	TEST POINT PIN
TP701	4-2374-00030	TEST POINT PIN
TP702	4-2374-00030	TEST POINT PIN
TP703	4-2374-00030	TEST POINT PIN
TP704	4-2374-00030	TEST POINT PIN
TP705	4-2374-00030	TEST POINT PIN

Schematic Location	Part No.	Description
Q805 or or Q806 or Q809 or or Q812 or or	TG2SC3399 TYDTC144N TYDTC144S TG2SC536SP TN2SC945 TG2SC3400 TYDTC124N TYDTC124S TG2SC3399 TYDTC144N TYDTC144S	TR 2SC3399 TR DTC144N TR DTC144S TR 2SC536SP(F)or(G) TR 2SC945(K)or(P) TR 2SC3400 TR DTC124N TR DTC124S TR 2SC3399 TR DTC144N TR DTC144S
(RESISTORS)		
R805 R806 R807 R808 R809 R811 R812 R813 R814 R815 R816 R819 R822 R823 R824 R825 R826 R827 R831 R832 R833 R834 R835 R836 R837 R838 R839 R841 R842 R843 R844 R845 R846 R847 R848 R849 R851 R852 R853 R854 R856 R857 R858 R859 R861 R862 R863 R864 R865 R866 R867 R868 R869 R871 R872 R873 R874 R875	R2ESPJ223A R2ESPJ223A R2ESPJ104A R2ESPJ682A R2ESPJ103A R2ESPJ273A R2ESPJ223A R2ESPJ823A R2ESPJ152A R2ESPJ154A R2ESPJ274A R2ESPJ184A R2ESPJ104A R2ESPJ223A R2ESPJ333A R2ESPJ471A R2ESPJ560A R2ESPJ333A R2ESPJ822A R2ENPF4701K R2ENPF2211K R2ENPF6810K R2ESPJ104A R2ESPJ104A R2ESPJ101A R2ESPJ272A R2ENPF4701K R2ESPJ390A R2ESPJ332A R2ESPJ102A R2ESPJ102A R2ESPJ333A R2ESPJ103A R2ESPJ224A R2ESPJ473A R2ESPJ123A R2ESPJ562A R2ESPJ123A R2ESPJ223A R2ESPJ222A R2ESPJ152A R2ESPJ562A R2ESPJ103A R2ESPJ472A R2ESPJ124A R2ESPJ473A R2ESPJ103A R2ESPJ103A R2ESPJ101A R2ESPJ222A R2ESPJ392A R2ESPJ273A R2ESPJ390A R2ESPJ101A R2ESPJ102A R2ESPJ102A R2ESPJ154A R2ESPJ224A	CARBO 22k 1/4W J CARBO 22k 1/4W J CARBO 100k 1/4W J CARBO 6.8k 1/4W J CARBO 10k 1/4W J CARBO 27k 1/4W J CARBO 22k 1/4W J CARBO 82k 1/4W J CARBO 1.5k 1/4W J CARBO 150k 1/4W J CARBO 270k 1/4W J CARBO 180k 1/4W J CARBO 100k 1/4W J CARBO 22k 1/4W J CARBO 33k 1/4W J CARBO 470 1/4W J CARBO 56 1/4W J CARBO 33k 1/4W J CARBO 8.2k 1/4W J METAL 4.70k 1/4W F METAL 2.21k 1/4W F METAL 681 1/4W F CARBO 100k 1/4W J CARBO 100k 1/4W J CARBO 100 1/4W J CARBO 2.7k 1/4W J METAL 4.70k 1/4W F CARBO 39 1/4W J CARBO 3.3k 1/4W J CARBO 1k 1/4W J CARBO 1k 1/4W J CARBO 33k 1/4W J CARBO 10k 1/4W J CARBO 220k 1/4W J CARBO 47k 1/4W J CARBO 12k 1/4W J CARBO 5.6k 1/4W J CARBO 12k 1/4W J CARBO 22k 1/4W J CARBO 2.2k 1/4W J CARBO 1.5k 1/4W J CARBO 5.6k 1/4W J CARBO 10k 1/4W J CARBO 4.7k 1/4W J CARBO 120k 1/4W J CARBO 47k 1/4W J CARBO 10k 1/4W J CARBO 10k 1/4W J CARBO 100 1/4W J CARBO 2.2k 1/4W J CARBO 3.9k 1/4W J CARBO 27k 1/4W J CARBO 39 1/4W J CARBO 100 1/4W J CARBO 1k 1/4W J CARBO 1k 1/4W J CARBO 150k 1/4W J CARBO 220k 1/4W J

Schematic Location	Part No.	Description
R876 R877 R878 R879 R881 R882 R883 R884 R885 R886 R887	R2ESPJ563A R2ESPJ123A R2ESPJ472A R2ESPJ123A R2ESPJ100A R2ESPJ100A R2ESPJ100A R2ESPJ333A R2ESPJ471A R2ESPJ471A R2HNPKR47A	CARBO 56k 1/4W J CARBO 12k 1/4W J CARBO 4.7k 1/4W J CARBO 12k 1/4W J CARBO 10 1/4W J CARBO 10 1/4W J CARBO 10 1/4W J CARBO 33k 1/4W J CARBO 470 1/4W J CARBO 470 1/4W J METAL 0.47 1/2W K
TP801 TP802 TP803 TP804	4-2374-00030 4-2374-00030 4-2374-00030 4-2374-00030	(PINS) TEST POINT PIN TEST POINT PIN TEST POINT PIN TEST POINT PIN
VR801 VR802 VR803 VR806 VR807 VR808 VR809 VR811 VR812 VR813 VR816 VR817	4-2224-00530 4-2224-00460 4-2224-00540 4-2224-00940 4-2224-00940 4-2224-00960 4-2224-00960 4-2224-00960 4-2224-00960 4-2224-00970 4-2224-00980 4-2224-00990	(VARIABLE RESISTORS) SEMI 68kB SEMI 150kB SEMI 150kB SEMI 68kB SEMI 68kB SEMI 330KB SEMI 330kB SEMI 330kB SEMI 330kB SEMI 2.2kB SEMI 4.7kB SEMI 10kB
W4303	0-4052-00580	CORD ASSY
TUNER RF CONVERTER P.C.B. PARTS		
Schematic Location	Part No.	Description
	0-4014-02250	PRESET PC ASSY
	4-2224-00840	12CH PRESET UNIT
C001 C002 C003 C004 C005 C006 C007 C012 C013 C014 C015 C017 C018 C020 C021	C1HYDK103B C1HLEM225A C1HYDK103B C1HLEM226A C1HLEM106A C1HLEM225A C1HYDK103B C1HLEM105A C1HLEM104A C1CLEM226A C1CLEM228A C1HYDK103B C1CLEM226A C1CLEM476A C1CLEM476A	(CAPACITORS) CERAM 0.01 μ F 50V K ELECT 2.2 μ F 50V M CERAM 0.01 μ F 50V K ELECT 22 μ F 50V M ELECT 10 μ F 50V M ELECT 2.2 μ F 50V M CERAM 0.01 μ F 50V K ELECT 1 μ F 50V M ELECT 0.1 μ F 50V M ELECT 22 μ F 16V M ELECT 2200 μ F 16V M CERAM 0.01 μ F 50V K ELECT 22 μ F 16V M ELECT 47 μ F 16V M ELECT 47 μ F 16V M
D001 or D002 D019 or D020 or D021 or	DFERB12-01 DGDS135E DYLTZG15 DGGMA01 DY1SS131 DGGMA01 DY1SS131 DGGMA01 DY1SS131	(DIODES) DIODE ERB12-01 DIODE DS135E DIODE LTZG15 DIODE GMA01 DIODE 1SS131 DIODE GMA01 DIODE 1SS131 DIODE GMA01 DIODE 1SS131

Schematic Location	Part No.	Description
	0-4014-01901	KEY FUNCTION PC ASSY
BR651 or or	4-2214-00030 4-2214-00031 4-2214-00032	SANYO 001 BLOCK R SANYO 001 BLOCK R SANYO 001 BLOCK R
		(DIODES)
D651	DYSLR-54UR	LED SLR-54UR
D652	DYSLR-54UR	LED SLR-54UR
D654	DYSLR-54UR	LED SLR-54UR
D656	DYSLR-54UR	LED SLR-54UR
D661	DYSLR-40UR3F	LED SLR-40UR3F
or	DYSLR-40UR5F	LED SLR-40UR5F
D662	DYSLR-40UR3F	LED SLR-40UR3F
or	DYSLR-40UR5F	LED SLR-40UR5F
D663	DYSLR-55MC	LED SLR-55MC
		(PLUGS)
PV651	4-2364-00230	3P PLUG VERTICAL
PV652	4-2364-00230	3P PLUG VERTICAL
PV655	4-2364-00300	10P PLUG VERTICAL
PV657	4-2364-00220	2P PLUG VERTICAL
PV660	4-2364-00220	2P PLUG VERTICAL
		(RESISTORS)
R652	R2ESPJ103A	CARBO 10k 1/4W J
R653	R2ESPJ122A	CARBO 1.2k 1/4W J
R657	R2ESPJ391A	CARBO 390 1/4W J
R658	R2ESPJ391A	CARBO 390 1/4W J
R664	R2ESPJ391A	CARBO 390 1/4W J
R665	R2ESPJ391A	CARBO 390 1/4W J
R666	R2ESPJ271A	CARBO 270 1/4W J
R669	R2ESPJ181A	CARBO 180 1/4W J
		(SWITCHES)
S651	4-2314-00440	PUSH SW 3KEY
S652	4-2314-00310	KEY BOARD SW
S655	4-2314-00310	KEY BOARD SW
S656	4-2314-00310	KEY BOARD SW
S658	4-2314-00310	KEY BOARD SW
S659	4-2314-00310	KEY BOARD SW
S661	4-2314-00310	KEY BOARD SW
S662	4-2314-00310	KEY BOARD SW
S663	4-2314-00310	KEY BOARD SW
S664	4-2314-00310	KEY BOARD SW

Schematic Location	Part No	Description
	0-4014-01641	TIMER PC ASSY
BR101	4-2214-00130	BLOCK RESIST 33k x 11
BR102	4-2214-00131	BLOCK RESIST 33k x 11
		(CAPACITORS)
C1002	C1EBDK223SR	SEMI 0.022 μ F 25V K
C1003	C1HLEM106A	ELECT 10 μ F 50V M
C1004	C1HYDZ103F	CERAM 0.01 μ F 50V Z
C1005	C1HYDZ103F	CERAM 0.01 μ F 50V Z
C1006	C1HCDJ101SL	CERAM 100pF 50V J
C1007	C1HCDJ101SL	CERAM 100pF 50V J
C1008	C1HYDZ103F	CERAM 0.01 μ F 50V Z
C1301	C1EBDK473SR	SEMI 0.047 μ F 25V K
C1302	C1HYDZ103F	CERAM 0.01 μ F 50V Z
C1303	C1HYDZ223F	CERAM 0.022 μ F 50V Z
CR101	4-2584-00021	CERAMIC RESONATOR

- 25 -

Schematic Location	Part No.	Description	Schematic Location	Part No.	Description
Q1003 or Q1004 or Q1005 or Q1301 Q1302 or Q1303 or	TG2SA1345 TYDTA144S TG2SA1345 TYDTA144S TG2SA1345 TYDTA144S TG2SC2274 TG2SA608NP TG2SA608SP TG2SA608NP TG2SA608SP	TR 2SA1345 TR DTA144S TR 2SA1345 TR DTA144S TR 2SA1345 TR DTA144S TR 2SC2274(E)or(F) TR 2SA608NP(F)or(G) TR 2SC608SP(F)or(G) TR 2SA608NP(F)or(G) TR 2SA608SP(F)or(G)	S1302 S1303 S1304 S1305 S1306 S1307 S1308 S1309 S1310 S1311 S1312	4-2314-00400 4-2314-00400 4-2314-00400 4-2314-00400 4-2314-00400 4-2314-00400 4-2314-00400 4-2314-00400 4-2314-00400 4-2314-00400 4-2314-00400	KEY BOARD SWITCH KEY BOARD SWITCH KEY BOARD SWITCH KEY BOARD SWITCH KEY BOARD SWITCH KEY BOARD SWITCH KEY BOARD SWITCH KEY BOARD SWITCH KEY BOARD SWITCH KEY BOARD SWITCH KEY BOARD SWITCH
R1003 R1004 R1007 R1008 R1009 R1011 R1012 R1013 R1014 R1015 R1016 R1017 R1018 R1019 R1020 R1021 R1022 R1023 R1024 R1025 R1026 R1027 R1028 R1029 R1030 R1031 R1032 R1033 R1034 R1035 R1036 R1037 R1038 R1039 R1040 R1041 R1301 R1302 R1303 R1304 R1305 R1306 R1307 R1308 R1309 R1310 R1311	R2ESPJ333A R2ESPJ333A R2ESPJ333A R2ESPJ683A R2ESPJ103A R2ESPJ103A R2ESPJ223A R2ESPJ221A R2ESPJ103A R2ESPJ103A R2ESPJ103A R2ESPJ103A R2ESPJ222A R2ESPJ105A R2ESPJ333A R2ESPJ333A R2ESPJ333A R2ESPJ333A R2ESPJ223A R2ESPJ473A R2ESPJ563A R2ESPJ473A R2ESPJ563A R2ESPJ184A R2ESPJ184A R2ESPJ184A R2ESPJ562A R2ESPJ103A R2ESPJ104A R2ESPJ103A R2ESPJ104A R2ESPJ102A R2ESPJ104A R2ESPJ334A R2ESPJ333A R2ESPJ333A R2ESPJ822A R2ESPJ683A R2ESPJ562A R2ESPJ473A R2ESPJ104A R2ESPJ563A R2ESPJ103A R2ESPJ104A R2ESPJ271A R2ESPJ223A R2ESPJ102A	(RESISTORS) CARBO 33k 1/4W J CARBO 33k 1/4W J CARBO 33k 1/4W J CARBO 68k 1/4W J CARBO 10k 1/4W J CARBO 10k 1/4W J CARBO 22k 1/4W J CARBO 220 1/4W J CARBO 10k 1/4W J CARBO 10k 1/4W J CARBO 10k 1/4W J CARBO 10k 1/4W J CARBO 2.2k 1/4W J CARBO 1M 1/4W J CARBO 33k 1/4W J CARBO 33k 1/4W J CARBO 33k 1/4W J CARBO 33k 1/4W J CARBO 22k 1/4W J CARBO 47k 1/4W J CARBO 56k 1/4W J CARBO 47k 1/4W J CARBO 56k 1/4W J CARBO 180k 1/4W J CARBO 180k 1/4W J CARBO 5.6k 1/4W J CARBO 10k 1/4W J CARBO 100k 1/4W J CARBO 10k 1/4W J CARBO 100k 1/4W J CARBO 1k 1/4W J CARBO 100k 1/4W J CARBO 330k 1/4W J CARBO 33k 1/4W J CARBO 33k 1/4W J CARBO 8.2k 1/4W J CARBO 68k 1/4W J CARBO 5.6k 1/4W J CARBO 47k 1/4W J CARBO 100k 1/4W J CARBO 56k 1/4W J CARBO 10k 1/4W J CARBO 100k 1/4W J CARBO 270 1/4W J CARBO 22k 1/4W J CARBO 1k 1/4W J	TP101 TP102	4-2374-00030 4-2374-00030	(PINS) TEST POINT PIN TEST POINT PIN
ZD101 or ZD103 or	DGGZA5.1-Y DYMTZ5.1-B DGGZA4.3-Y DMMA4043-H				(ZENER DIODES) DIODE GZA5.1(Y) DIODE MTZ5.1(B) DIODE GZA4.3(Y) DIODE MA4043(H)
POWER CIRCUIT P.C.B. PARTS					
Schematic Location	Part No.	Description	Schematic Location	Part No.	Description
	0-4014-01702	POWER A PC ASSY			
	4-2354-00210 4-2374-00010	FUSE CLIP 1 P TERMINAL AC			
C901 Δ C902 Δ C903 Δ C904 Δ C905 Δ C906 Δ C907	C2EMRM473B-E C2HYDK471B C2HYDK471B C1HYDZ472F C1HYDZ472F C1ELEM108A C1HYDZ223F	(CAPACITORS) MYLAR 0.047 μ F 250V CERAM 470pF 500V K CERAM 470pF 500V K CERAM 0.0047 μ F 50V Z CERAM 0.0047 μ F 50V Z ELECT 1000 μ F 25V M CERAM 0.022 μ F 50V Z			
D901 Δ or D902 Δ or D903 Δ or D904 Δ or	DFERB12-02 DGDS135D DFERB12-02 DGDS135D DFERB12-02 DGDS135D DFERB12-02 DGDS135D	(DIODES) DIODE ERB12-02 DIODE DS135D DIODE ERB12-02 DIODE DS135D DIODE ERB12-02 DIODE DS135D DIODE ERB12-02 DIODE DS135D			
F901 Δ F902 Δ F903 Δ F904 Δ	4-2344-00070 4-2344-00050 4-2344-00070 4-2344-00070	FUSE T500MA SEMKO FUSE T100MA SEMKO FUSE T500MA SEMKO FUSE T500MA SEMKO			
PV901 PV902 PV903 PV912 PV913	4-2364-00030 4-2364-00030 4-2364-00050 4-2364-00020 4-2364-00020	(PLUGS) 3P PLUG VERTICAL 3P PLUG VERTICAL 5P PLUG VERTICAL 2P PLUG VERTICAL 2P PLUG VERTICAL			
R951	R2ESPJ334A 0-4014-01711 0-4030-00200 4-2374-00070	(RESISTOR) CARBO 330k 1/4W J POWER B PC ASSY 1 P CORD ASSY D 1 P TERMINAL-D			
S1001 S1002 S1003 S1004 S1005 S1006 S1007 S1301	4-2314-00400 4-2314-00400 4-2314-00310 4-2314-00310 4-2314-00310 4-2314-00310 4-2314-00310 4-2314-00400	KEY BOARD SWITCH KEY BOARD SWITCH KEY BOARD SWITCH KEY BOARD SWITCH KEY BOARD SWITCH KEY BOARD SWITCH KEY BOARD SWITCH KEY BOARD SWITCH			

REAR TERMINAL P.C.B. PARTS

Schematic Location	Part No.	Description
	4-2354-00210	FUSE CLIP
		(CAPACITORS)
C908▲	C1 HYDZ472F	CERAM 0.0047μF 50V Z
C909▲	C1 HYDZ472F	CERAM 0.0047μF 50V Z
C910▲	C1 HYDZ472F	CERAM 0.0047μF 50V Z
C911▲	C1 HYDZ472F	CERAM 0.0047μF 50V Z
C912▲	C1 VDGMO01T	ELECT 3300μF 35V M
C913	C1 HYDZ223F	CERAM 0.022μF 50V Z
C914	C1 ELEM107A	ELECT 100μF 25V M
C915	C1 ELEM107A	ELECT 100μF 25V M
C916	C1 ELEM107A	ELECT 100μF 25V M
C917	C1 ALEM476A	ELECT 47μF 10V M
C918	C1 JREM227A	ELECT 220μ 63V M
C919	C1 JREM227A	ELECT 220μ 63V M
C920	C1 CLEM476A	ELECT 47μF 16V M
C921	C1 ELEM476A	ELECT 47μF 25V M
C922	C1 CLEM476A	ELECT 47μF 16V M
		(DIODES)
D905▲	DFERC04-02	DIODE ERC04-02
D906▲	DFERC04-02	DIODE ERC04-02
D907▲	DFERC04-02	DIODE ERC04-02
D908▲	DFERC04-02	DIODE ERC04-02
F905▲	4-2344-00080	FUSE T3.15A SEMKO
		(IC)
IC901	IGSTK5322HSL	H/B IC STK5322HSL
		(PLUGS)
PV904	4-2364-00030	3P PLUG VERTICAL
PV905	4-2364-00040	4P PLUG VERTICAL
PV906	4-2364-00070	7P PLUG VERTICAL
PV907	4-2364-00020	2P PLUG VERTICAL
PV908	4-2364-00040	4P PLUG VERTICAL
PV909	4-2364-00030	3P PLUG VERTICAL
PV910	4-2364-00030	3P PLUG VERTICAL
PV911	4-2364-00020	2P PLUG VERTICAL
PV914	4-2364-00060	6P PLUG VERTICAL
		(TRANSISTORS)
Q901	TG2SD894	TR 2SD894
Q902	TG2SA984	TR 2SA984(E)or(F)
Q903	TG2SC536SP	TR 2SC536SP(F)or(G)
or	TN2SC945	TR 2SC945(K)or(P)
or	TY2SC1740	TR 2SC1740(R)or(S)
		(RESISTORS)
R901	R2ESPJ103A	CARBO 10k 1/4W J
R902	R2ESPJ152A	CARBO 1.5k 1/4W J
R903	R2ESPJ103A	CARBO 10k 1/4W J
R904	R2ESPJ473A	CARBO 47k 1/4W J
R905	R2ESPJ103A	CARBO 10k 1/4W J
R906	R2ESPJ333A	CARBO 33k 1/4W J
R907	R2ESPJ682A	CARBO 6.8k 1/4W J
R908	R2ESPJ153A	CARBO 15k 1/4W J
R909	R2HDPJ332A	CARBO 3.3k 1/2W J
R910	R2HDPJ682A	CARBO 6.8k 1/2W J
R911	R2HZPJ100A	FUSE 10 1/2W J
	0-4014-01720	POWER C PC ASSY
		(IC)
IC902	IGSTK5353	H/B IC STK 5353
W4401	0-4025-00730	CORD ASSY
▲	0-4054-00090	POWER CORD ASSY EUR
or	0-4054-00091	POWER CORD ASSY EUR
T901▲	4-2514-00402	POWER TRANSFORMER

Schematic Location	Part No.	Description
	0-4014-01730	REAR TERMINAL PC ASSY
		(CAPACITORS)
C050	COJLEM108A	ELECT 1000μF 6.3V M
C051	C1 HYDZ223F	CERAM 0.022μF 50V Z
C052	C1 HYDZ103F	CERAM 0.01μF 50V Z
C053	C1 HYDZ223F	CERAM 0.022μF 50V Z
		(DIODES)
D050	DGGMA01	DIODE GMA01
or	DY1SS131	DIODE 1SS131
D051	DGGMA01	DIODE GMA01
or	DY1SS131	DIODE 1SS131
D052	DGGMA01	DIODE GMA01
or	DY1SS131	DIODE 1SS131
		(RESISTORS)
R050	R2ESPJ750A	CARBO 75 1/4W J
R051	R2ESPJ750A	CARBO 75 1/4W J
RE050	4-2324-00030	RELAY
		(SWITCHES)
SW050	4-2314-00130	SLIDE SW 2-2
or	4-2314-00131	SLIDE SW 2-2
W4101	0-4057-00190	CORD ASSY
W4103	0-4052-00470	CORD ASSY
W4104	0-4057-00200	CORD ASSY
W4105	0-4057-00210	CORD ASSY
W4106	0-4052-00480	CORD ASSY
W4107	0-4052-00490	CORD ASSY
W4108	0-4057-00220	CORD ASSY
W4109	0-4052-00500	CORD ASSY
W4110	0-4052-00510	CORD ASSY
W4111	0-4052-00520	CORD ASSY
W4112	0-4052-00530	CORD ASSY
TRACKING VR P.C.B. PARTS		
Schematic Location	Part No	Description
	0-4014-02182	TRACKING VR PC ASSY
		(CAPACITORS)
C491	C1 ALEM476A	ELECT 47μF 10V M
C492	C1 ALEM477A	ELECT 470μF 10V M
		(PLUGS)
PV091	4-2364-00240	4P PLUG VERTICAL
PV092	4-2364-00220	2P PLUG VERTICAL
PV161	4-2364-00220	2P PLUG VERTICAL
PV410	4-2364-00220	2P PLUG VERTICAL
PV881	4-2364-00230	3P PLUG VERTICAL
		(RESISTOR)
R495	R2ESPJ390A	CARBO 39 1/4W J
		(SWITCHES)
SW051	4-2314-00290	SLIDE SW 4-2
or	4-2314-00291	SLIDE SW 4-2
		(VARIABLE RESISTORS)
VR718	4-2224-01040	VR-500k x 1
VR719	4-2224-01040	VR-500k x 1

WIRELESS P.C.B. PARTS

Schematic Location	Part No.	Description
	0-4014-02400	WIRELESS PC ASSY
BR181	4-2214-00310	BLOCK RESIST SANYO-051
		(CAPACITORS)
C1801	C1CGEM106A	ELECT 10 μ F 16V M
C1802	C1HGEM225A	ELECT 2.2 μ F 50V M
C1803	C1CGEM106A	ELECT 10 μ F 16V M
C1804	C1CGEM476A	ELECT 47 μ F 16V M
C1805	C1EBDK473SR	SEMI 0.047 μ F 25V K
C1807	C1EBDK473SR	SEMI 0.047 μ F 25V K
C1808	C1CGEM226A	ELECT 22 μ F 16V M
C1809	C1CGEM106A	ELECT 10 μ F 16V M
C1810	C1EBDK223SR	SEMI 0.022 μ F 25V K
C1811	C1EBDK223SR	SEMI 0.022 μ F 25V K
C1812	C1HCDJ331SL	CERAM 330pF 50V J
C1813	C1HCDJ101SL	CERAM 100pF 50V J
C1814	C1EBDK102SR	SEMI 0.001 μ F 25V K
CR181	4-2584-00090	CERAMIC RESONATOR
		(DIODE)
D1801	DESFH205	DIODE SFH205
		(ICS)
IC181	IISPR1050-01	IC SPR1050-01
IC182	IGLA7224	IC LA7224
IC183	IGLB1214	IC LB1214
or	ITTD62504P	IC TD62504P
		(COIL)
L1801	4-2584-00080	COIL (38kHz)
		(PLUGS)
PV181	4-2364-00220	2P PLUG VERTICAL
PV182	4-2364-00220	2P PLUG VERTICAL
		(TRANSISTORS)
Q1801	TG2SC536SP	TR 2SC536SP(F)
Q1802	TG2SC536SP	TR 2SC536SP(F)
		(RESISTORS)
R1801	R2ESPJ102A	CARBO 1k 1/4W J
R1802	R2ESPJ220A	CARBO 22 1/4W J
R1804	R2ESPJ102A	CARBO 1k 1/4W J
R1805	R2ESPJ104A	CARBO 100k 1/4W J
R1806	R2ESPJ221A	CARBO 220 1/4W J
R1807	R2ESPJ562A	CARBO 5.6k 1/4W J
R1808	R2ESPJ102A	CARBO 1k 1/4W J
R1809	R2ESPJ152A	CARBO 1.5k 1/4W J
R1810	R2ESPJ103A	CARBO 10k 1/4W J
R1811	R2ESPJ102A	CARBO 1k 1/4W J
R1812	R2ESPJ103A	CARBO 10k 1/4W J
R1813	R2ESPJ101A	CARBO 100 1/4W J
R1814	R2ESPJ562A	CARBO 56k 1/4W J
R1815	R2ESPJ562A	CARBO 5.6k 1/4W J
R1816	R2ESPJ473A	CARBO 47k 1/4W J
R1817	R2ESPJ103A	CARBO 10k 1/4W J
		(ZENER DIODES)
ZD181	DGGZM9.1-B2	DIODE GZM9.1(B2)
or	DMMA4091-M	DIODE MA4091(M)
or	DYMTZ9.1-C	DIODE MTZ9.1(C)
ZD182	DGGZM7.5-B2	DIODE GZM7.5(B2)
or	DMMA4075-M	DIODE MA4075(M)
or	DYMTZ7.5-C	DIODE MTZ7.5(C)

MUTE P.C.B. PARTS

Schematic Location	Part No.	Description
	0-4014-02000	MUTE PC ASSY
		(CAPACITORS)
C070	C1HYDK102B	CERAM 0.001 μ F 50V K
C071	C1HYDK331B	CERAM 330pF 50V K
C072	C1HLEM474A	ELECT 0.47 μ F 50V M
C073	C1HLEM105A	ELECT 1 μ F 50V M
C074	C1HYDK102B	CERAM 0.001 μ F 50V K
C075	C1HLEM474A	ELECT 0.47 μ F 50V M
C076	C1CLEM226A	ELECT 22 μ F 16V M
C077	C1HYDK103B	CERAM 0.01 μ F 50V K
CR070	4-2584-00100	CERAMIC RESONATOR
		(DIODES)
D070	DGGMA01-L	DIODE GMA01-L
or	DY1SS133	DIODE 1SS133
D071	DGGMA01-L	DIODE GMA01-L
or	DY1SS133	DIODE 1SS133
D072	DGGMA01-L	DIODE GMA01-L
or	DY1SS133	DIODE 1SS133
		(IC)
IC070	IGLA7210	IC LA7210
	4-2724-E101KT	INDUCTOR 100 μ H
	4-2724-R101KT	INDUCTOR 100 μ H
		(PLUGS)
PV070	4-2364-00220	2P PLUG VERTICAL
PV071	4-2364-00220	2P PLUG VERTICAL
PV072	4-2364-00220	2P PLUG VERTICAL
PV073	4-2364-00220	2P PLUG VERTICAL
PV074	4-2364-00230	3P PLUG VERTICAL
PV075	4-2364-00230	3P PLUG VERTICAL
		(TRANSISTORS)
Q070	TG2SC536SP	TR 2SC536SP(F)or(G)
or	TN2SC945	TR 2SC945(K)or(P)
		(RESISTORS)
R070	R2ESPJ751A	CARBO 750 1/4W J
R071	R2ESPJ102A	CARBO 1k 1/4W J
R072	R2ESPJ304A	CARBO 300k 1/4W J
R073	R2ESPJ183A	CARBO 18k 1/4W J
R074	R2ESPJ753A	CARBO 75k 1/4W J
R075	R2ESPJ221A	CARBO 220 1/4W J
R076	R2ESPJ102A	CARBO 1k 1/4W J
R077	R2ESPJ102A	CARBO 1k 1/4W J
R079	R2ESPJ103A	CARBO 10k 1/4W J

FVH-P720

(EUROPE)

(CHAMPAGNE GOLD)

(BLACK)

**SCHEMATIC DIAGRAM & PRINTED
CIRCUIT BOARD**

TABLE OF CONTENTS

OVER ALL WIRING DIAGRAM.....	1
AUDIO CIRCUIT DIAGRAM	2
AUDIO CIRCUIT P.C.B.....	3
HEAD AMP CIRCUIT DIAGRAM	4
HEAD AMP CIRCUIT P.C.B.....	5
CHROMINANCE CIRCUIT DIAGRAM.....	6
CHROMINANCE CIRCUIT P.C.B.	7
LUMINANCE CIRCUIT DIAGRAM.....	8
LUMINANCE CIRCUIT P.C.B.	9
SYSTEM CONTROL SERVO CIRCUIT DIAGRAM.....	10
SYSTEM CONTROL SERVO CIRCUIT P.C.B.	11
SERVO ADJUST CIRCUIT DIAGRAM	12
SERVO ADJUST CIRCUIT P.C.B.	13
TUNER RF CONVERTER CIRCUIT DIAGRAM	14
PRESET CIRCUIT P.C.B.....	15
KEY FUNCTION CIRCUIT DIAGRAM	16
KEY FUNCTION CIRCUIT P.C.B.....	17
TIMER CIRCUIT DIAGRAM	18
TIMER CIRCUIT P.C.B.....	19
POWER CIRCUIT DIAGRAM	20
POWER A.B. AND C. CIRCUIT P.C.B.	21
REAR TERMINAL CIRCUIT DIAGRAM	22
TRACKING VR CIRCUIT DIAGRAM	23
WIRELESS CIRCUIT DIAGRAM	24
MUTE CIRCUIT DIAGRAM.....	25
REAR TERMINAL TRACKING VR WIRELESS AND MUTE CIRCUIT P.C.B.	26
REMOTE CONTROL CIRCUIT DIAGRAM	27
TERMINAL VIEW	28

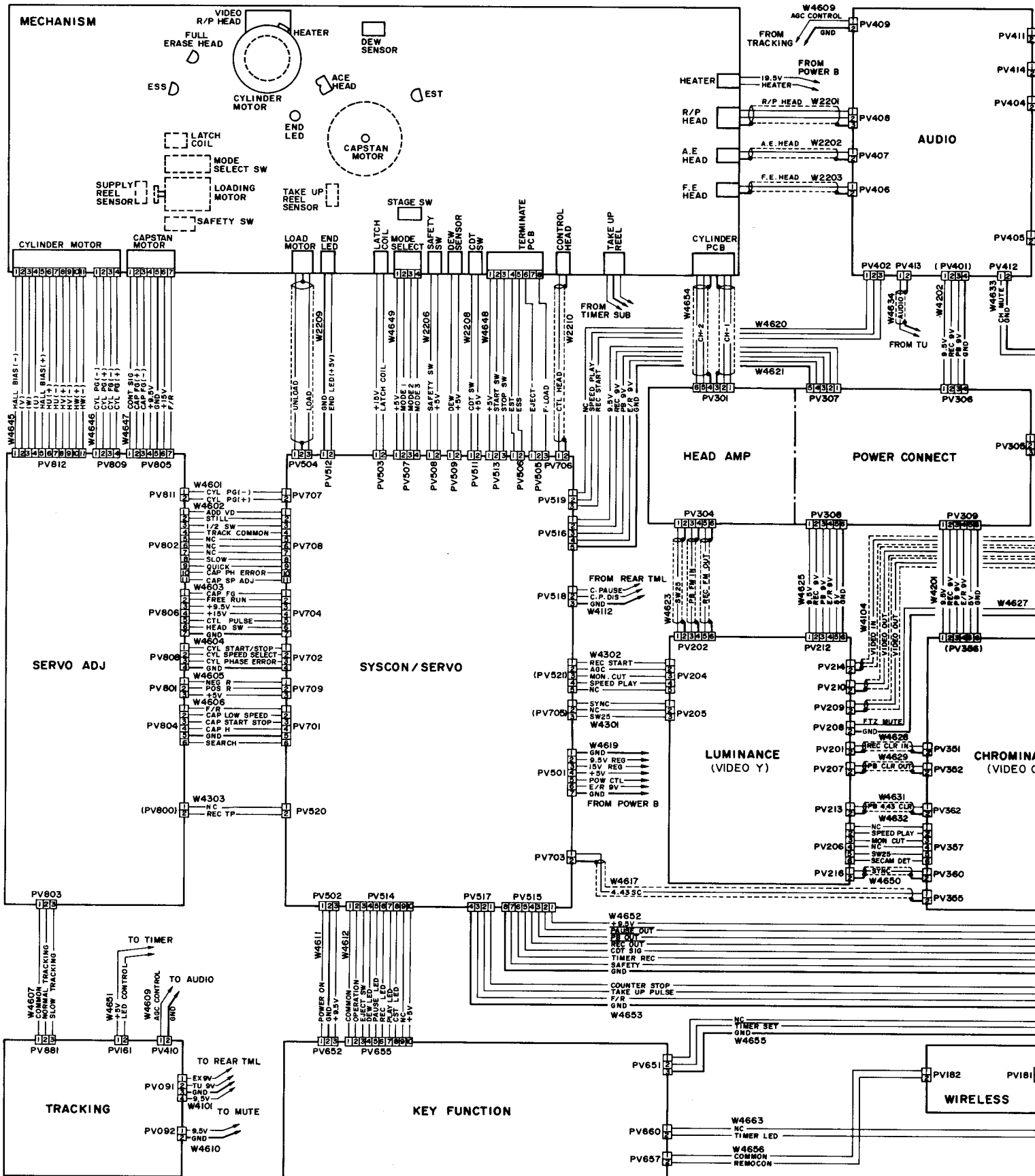
— PRODUCTION SAFETY NOTICE —

PRODUCT SAFETY SHOULD BE CONSIDERED WHEN A COMPONENT REPLACEMENT IS MADE IN ANY AREA OF A UNIT. COMPONENTS INDICATED BY THE SYMBOL \triangle IN THIS SCHEMATIC DIAGRAM SHOW COMPONENTS WHOSE VALUE HAVE SPECIAL SIGNIFICANCE TO PRODUCT SAFETY. IT IS PARTICULARLY RECOMMENDED THAT ONLY PARTS SPECIFIED ON THE ATTACHED PARTS LIST BE USED FOR COMPONENT REPLACEMENT DESIGNATED BY THE SYMBOL.

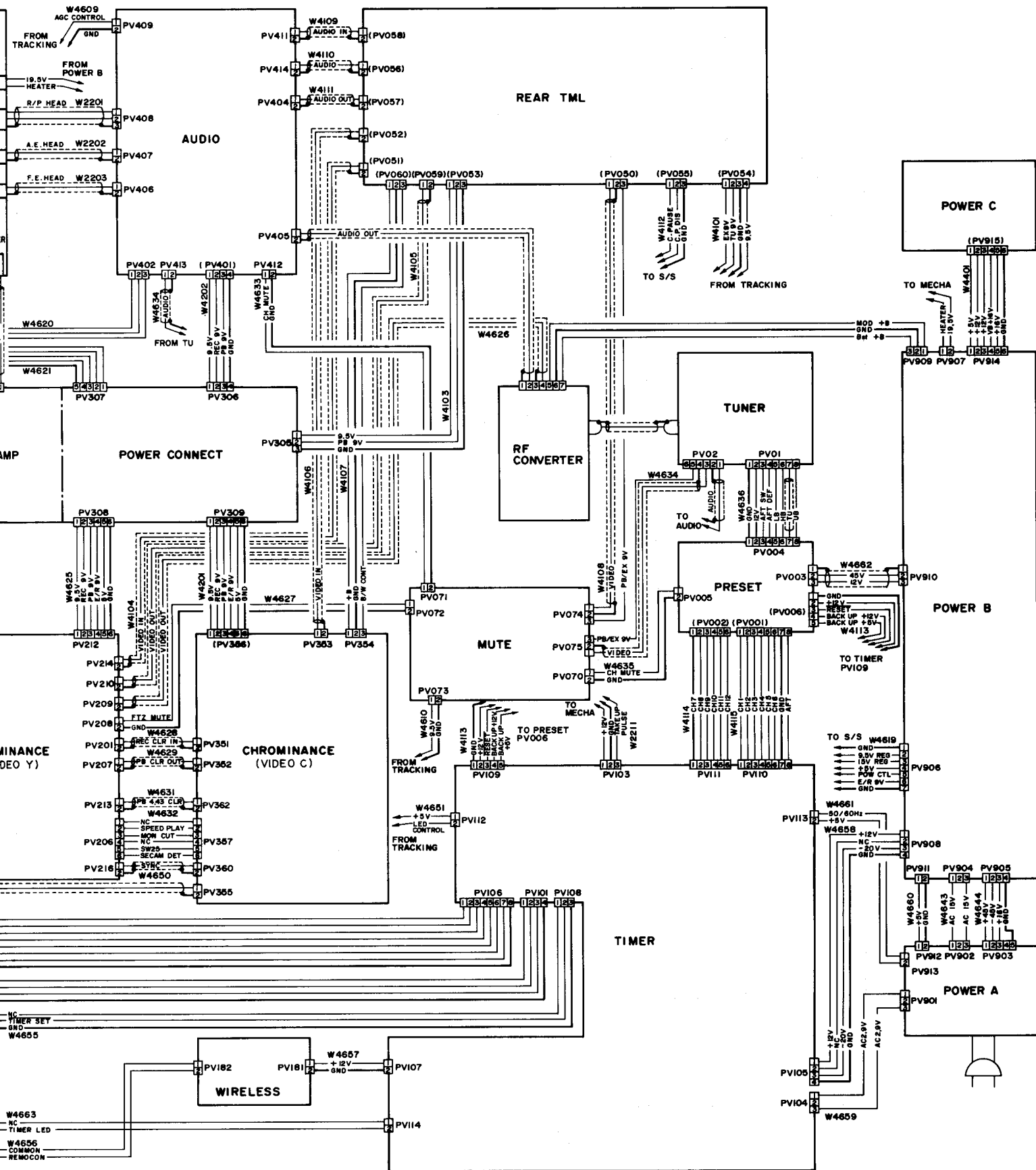
NOTES:

1. All resistance values in "OHMS" unless otherwise noted.
(K=1,000 M=1,000,000)
2. All inductance values in "mH" unless otherwise noted.
 μ =micro henry.
3. Unless otherwise noted in schematic diagram, all Capacitors less than 1 are expressed in mfd, and the values larger than 1 are in pF.
4. Voltage reading may vary $\pm 20\%$
5. This is a fundamental circuit diagram. Some production changes may be made without revision of the diagram.

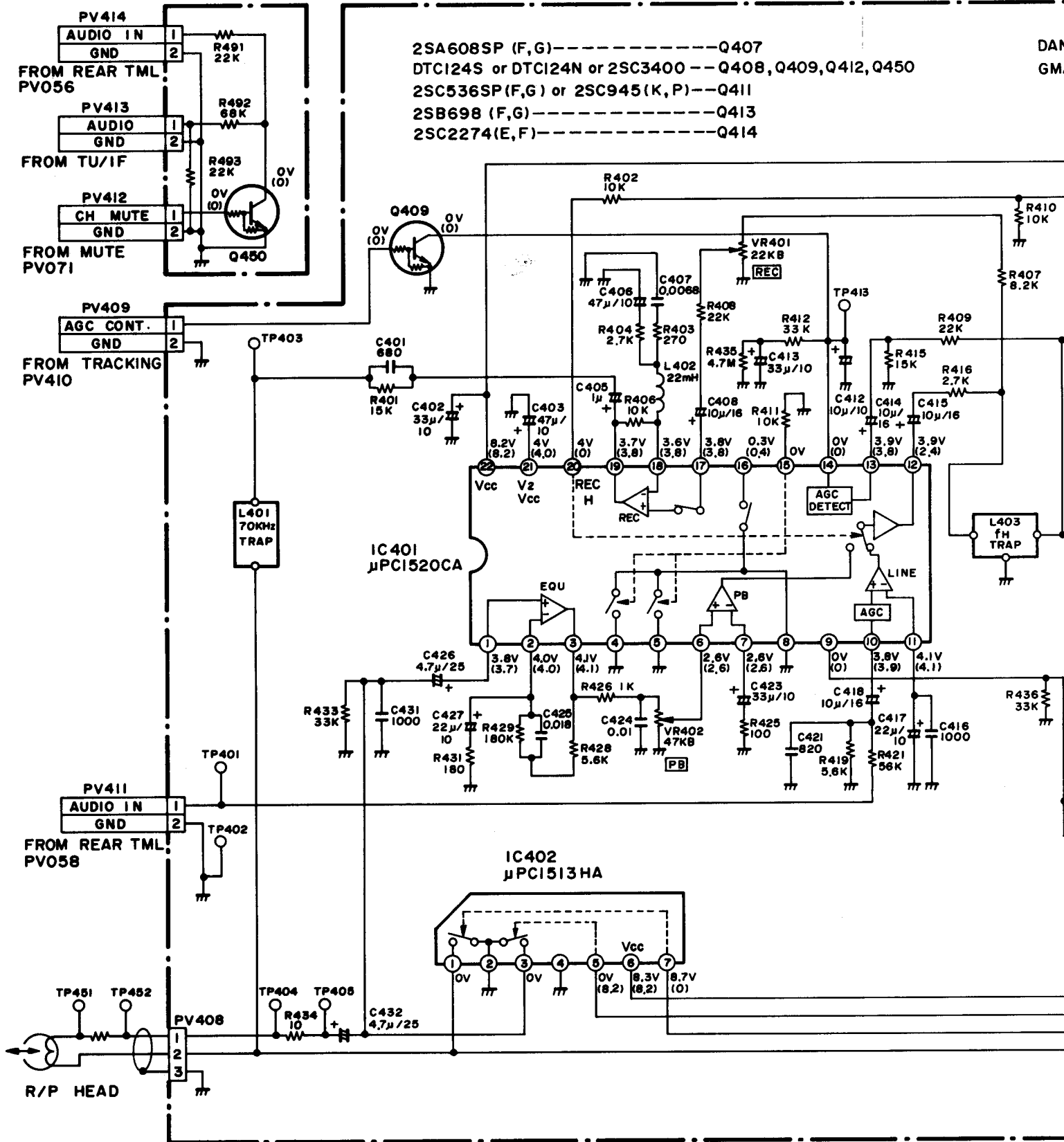
OVER ALL WIRING DIAGRAM



OVER ALL WIRING DIAGRAM



AUDIO CIRCUIT DIAGRAM

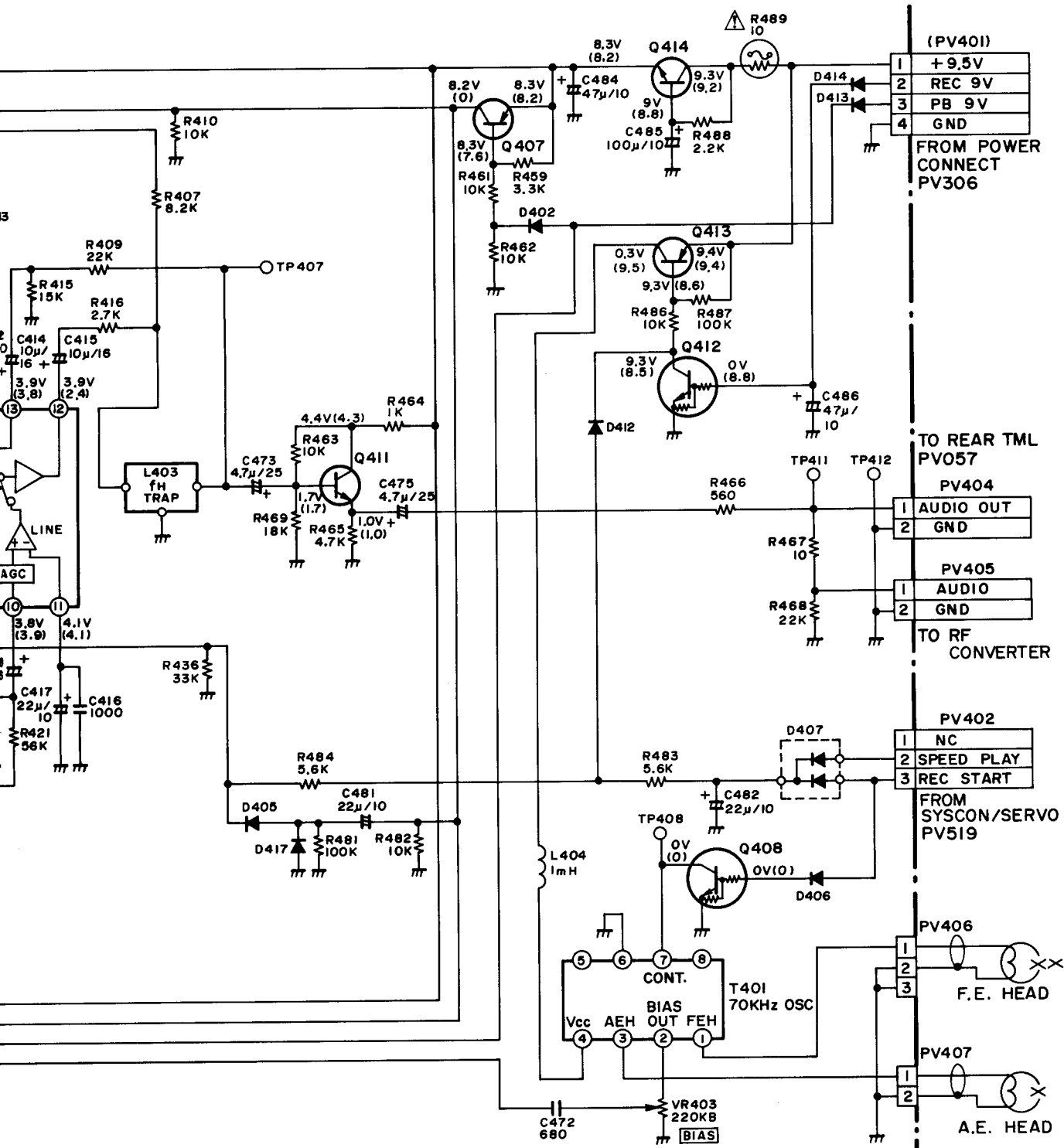


T DIAGRAM

, Q450

DAN201VA ----- D407

GMA01-L or ISS133----- D402, D405, D406, D412 ~ D414, D417



NOTE:

All voltage are in PLAY mode unless otherwise noted.

()=RECORD mode only

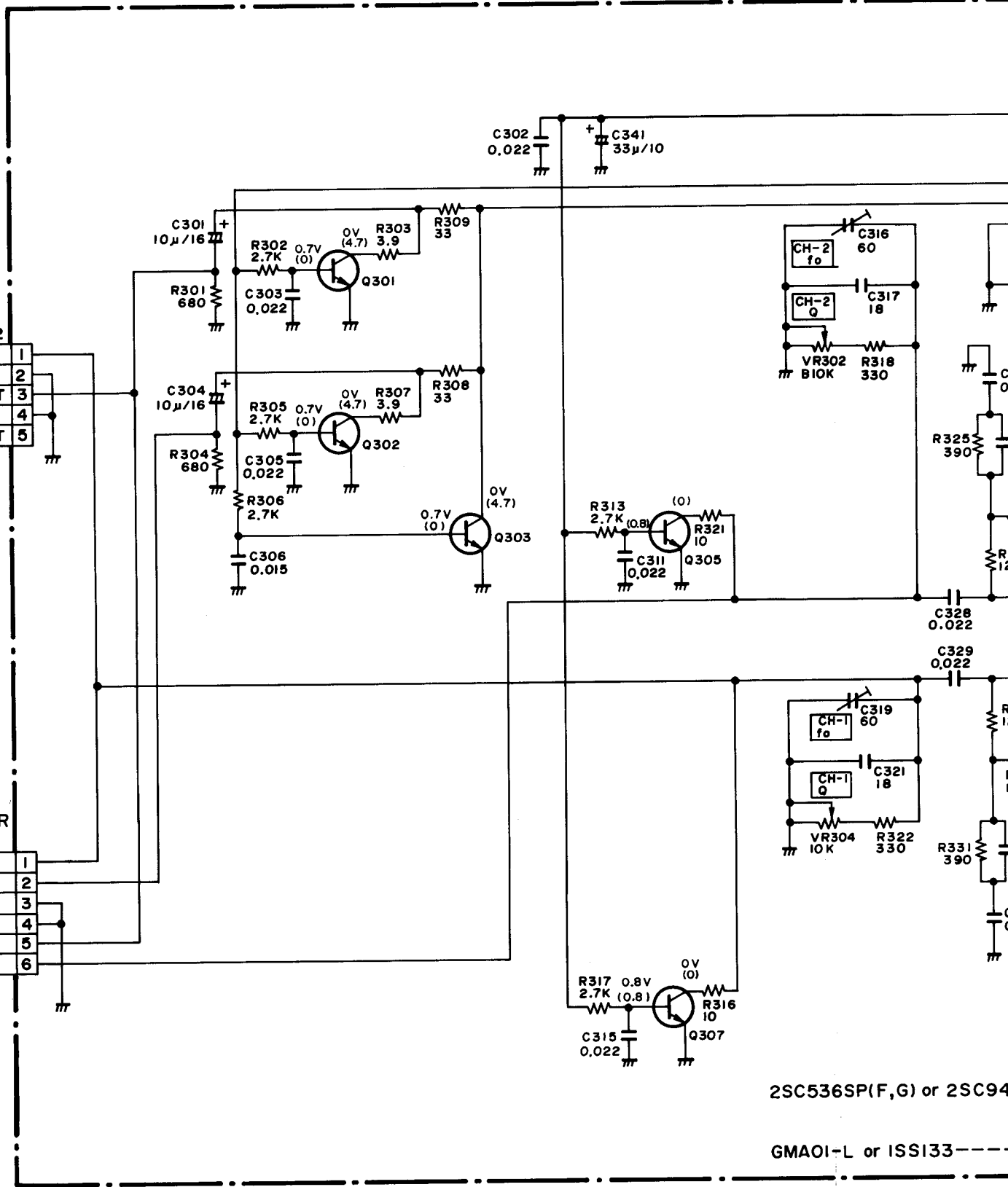
HEAD AMP CIRCUIT DIAGRAM

TEST POINT
PV302

REC CURRENT	1
GND	2
CH-2 REC OUT	3
GND	4
CH-1 REC OUT	5

TO CYLINDER
PV301

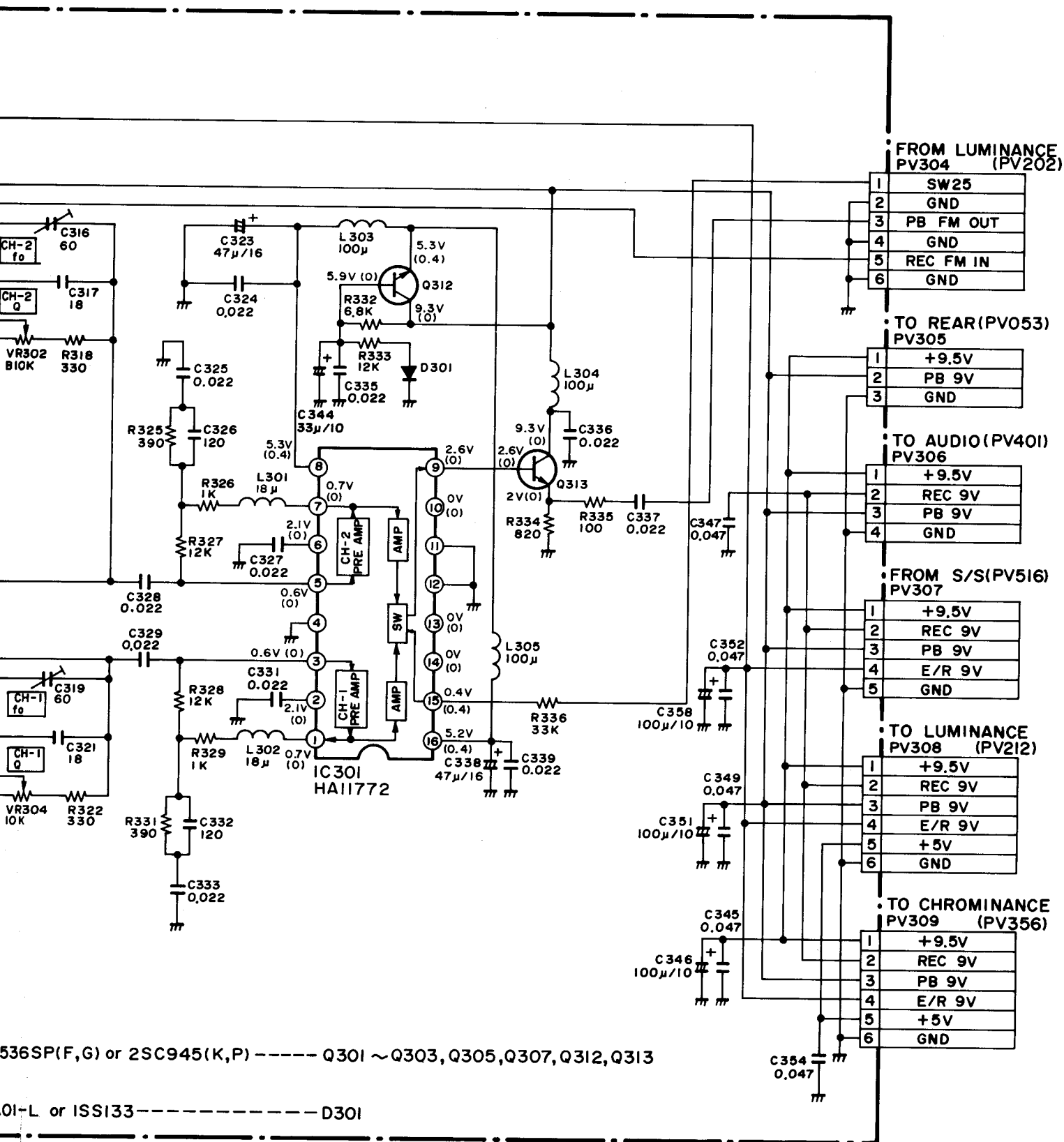
CH-1	1
CH-1	2
GND	3
GND	4
CH-2	5
CH-2	6



2SC536SP(F,G) or 2SC94

GMAOI-L or ISSI33----

AMP CIRCUIT DIAGRAM

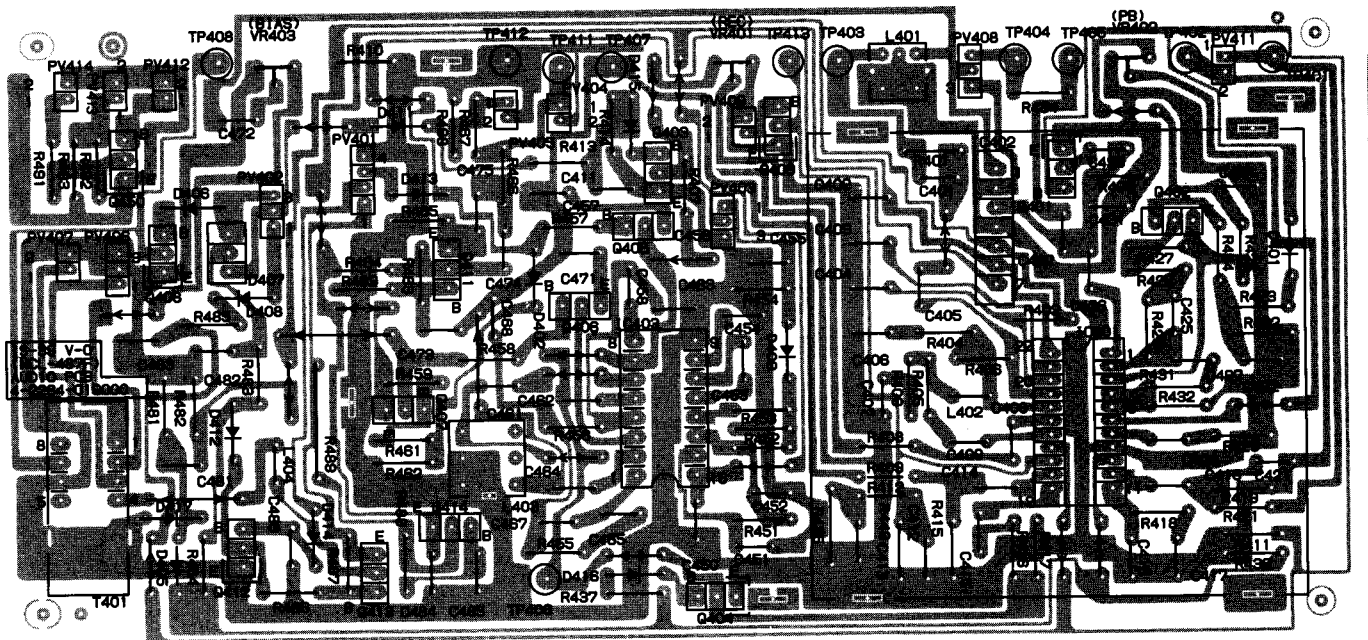


NOTE:

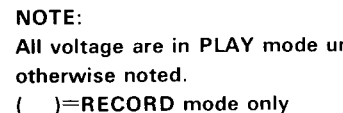
All voltage are in PLAY mode unless otherwise noted.

()=RECORD mode only

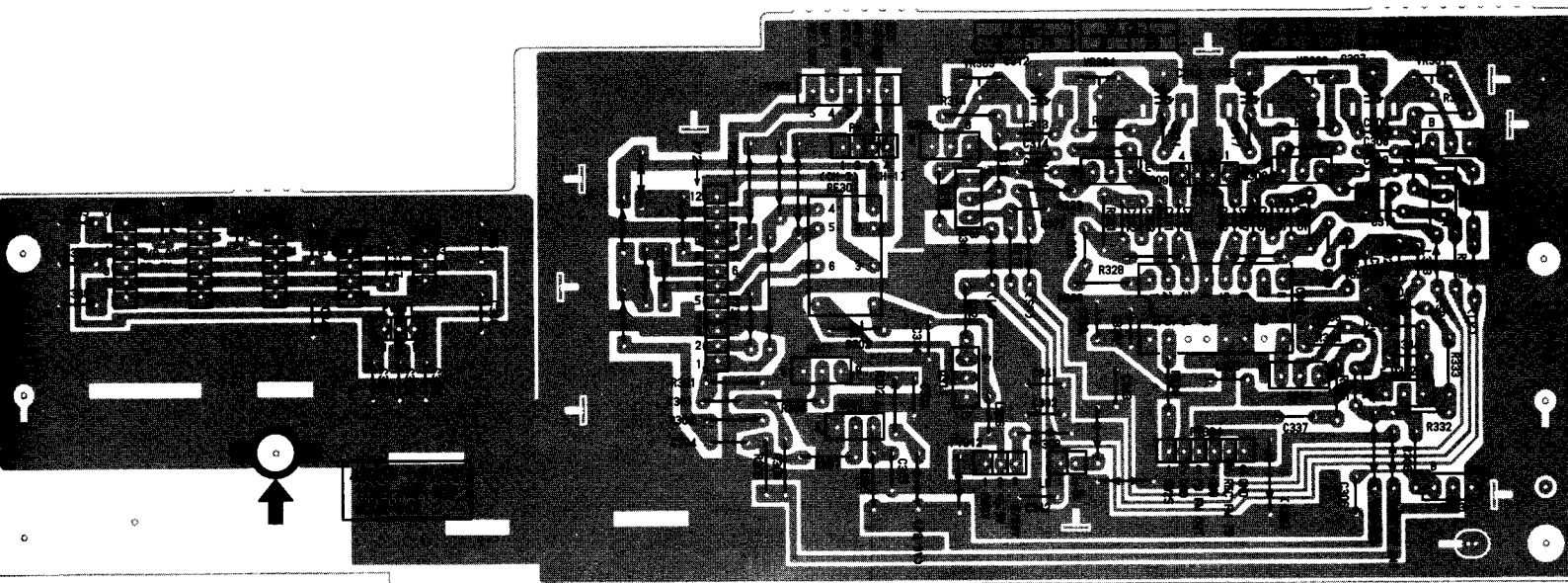
AUDIO CIRCUIT P.C.B.



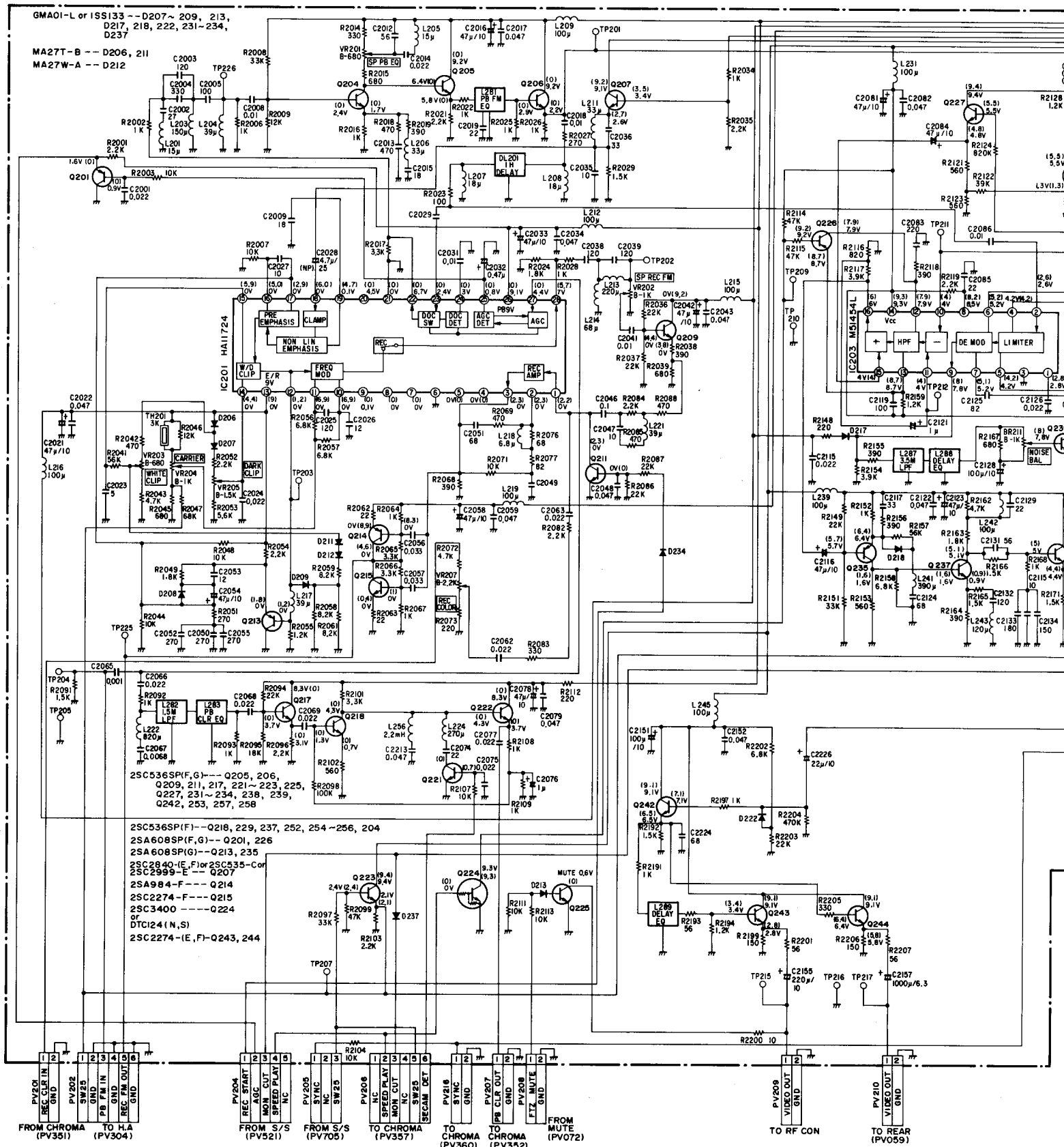
5, 367~369, 372



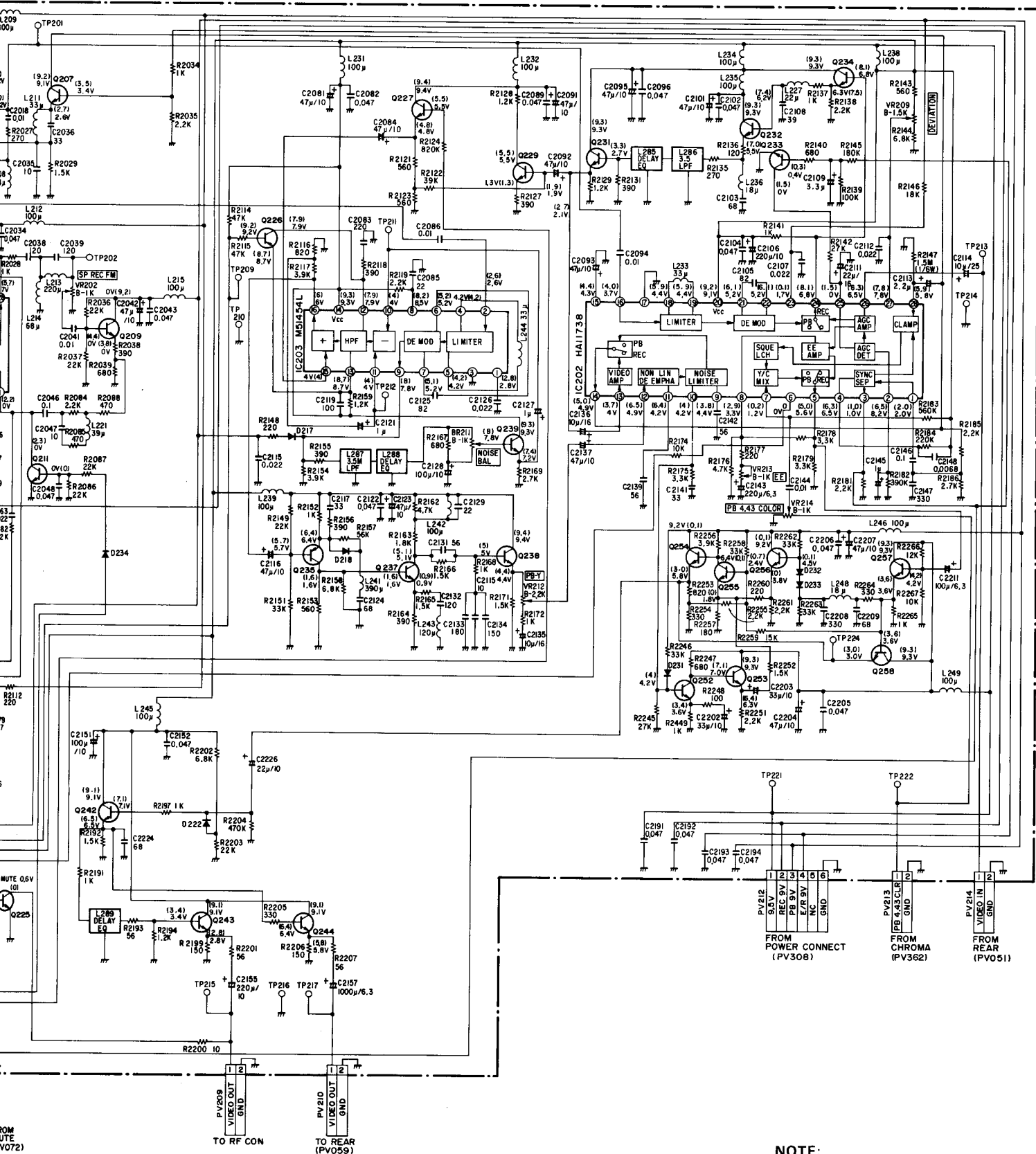
HEAD AMP CIRCUIT P.C.B.



LUMINANCE CIRCUIT DIAGRAM




LUMINANCE CIRCUIT DIAGRAM



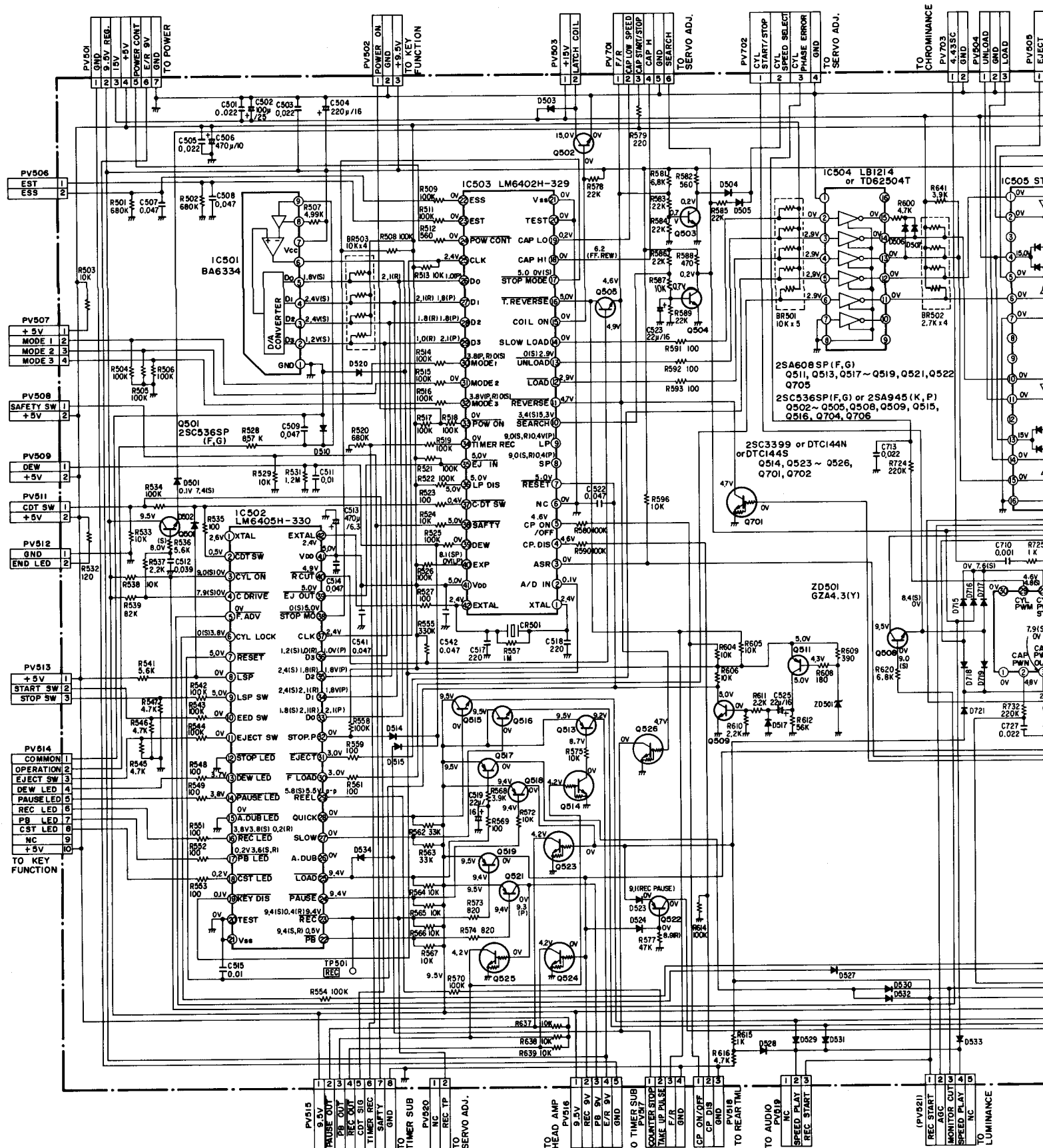
NOTE:

All voltage are in **PLAY** mode unless otherwise noted.

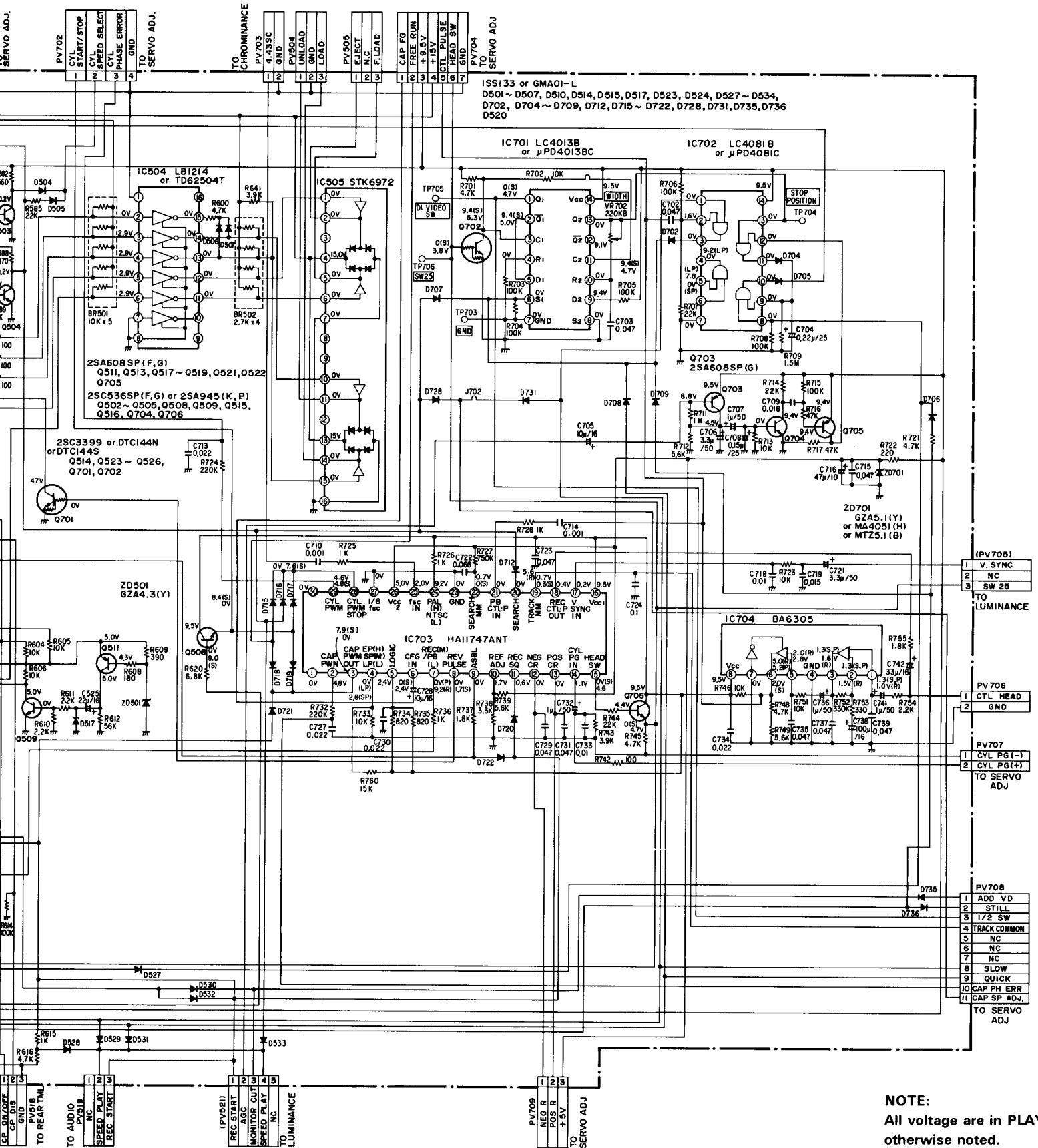
()=RECORD mode only




SYSTEM CONTROL SERVO CIRCUIT DIAGRAM



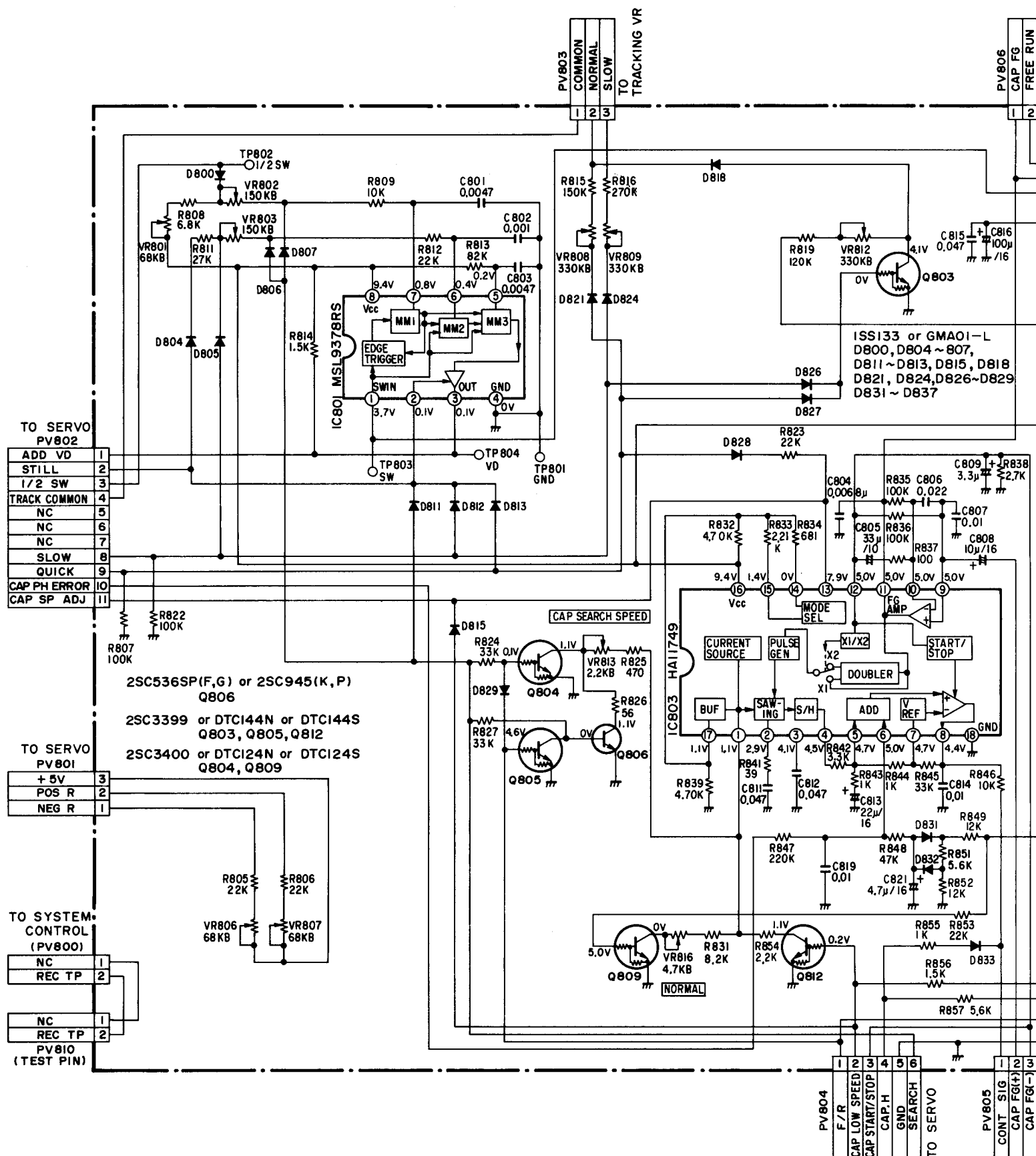
CONTROL SERVO CIRCUIT DIAGRAM



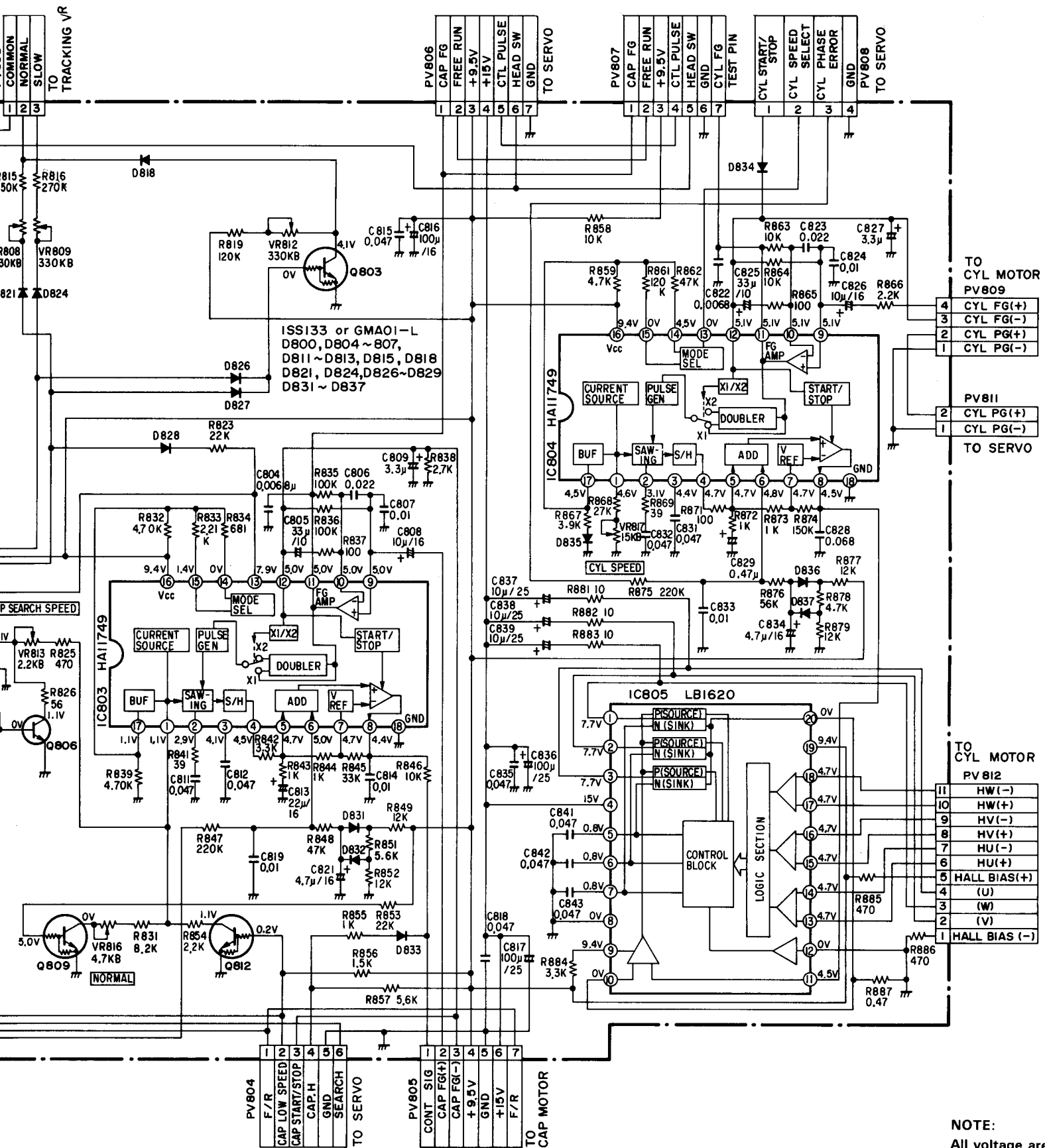
LUMINANCE CIRCUIT P.C.B.



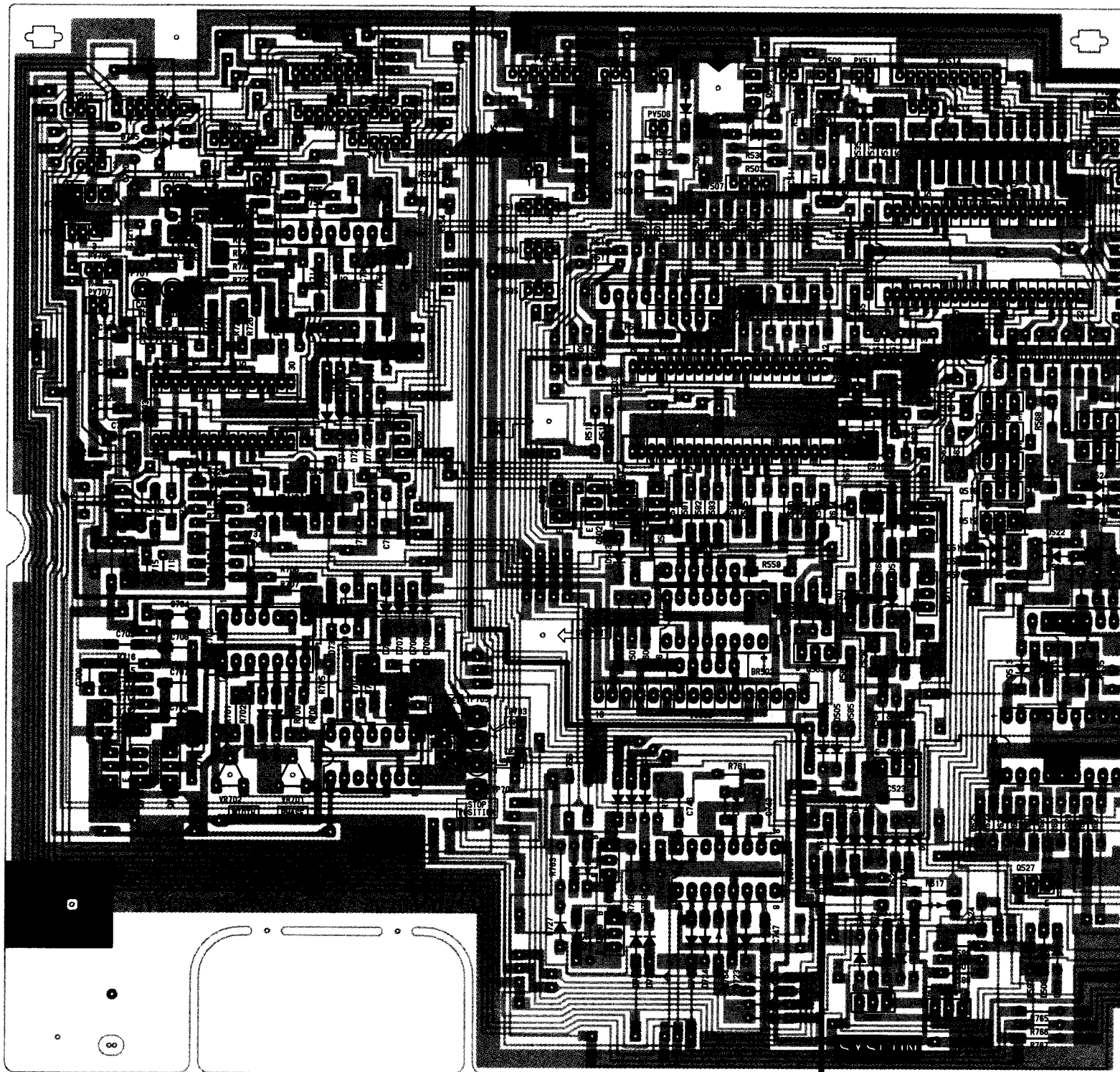
SERVO ADJUST CIRCUIT DIAGRAM




SERVO ADJUST CIRCUIT DIAGRAM



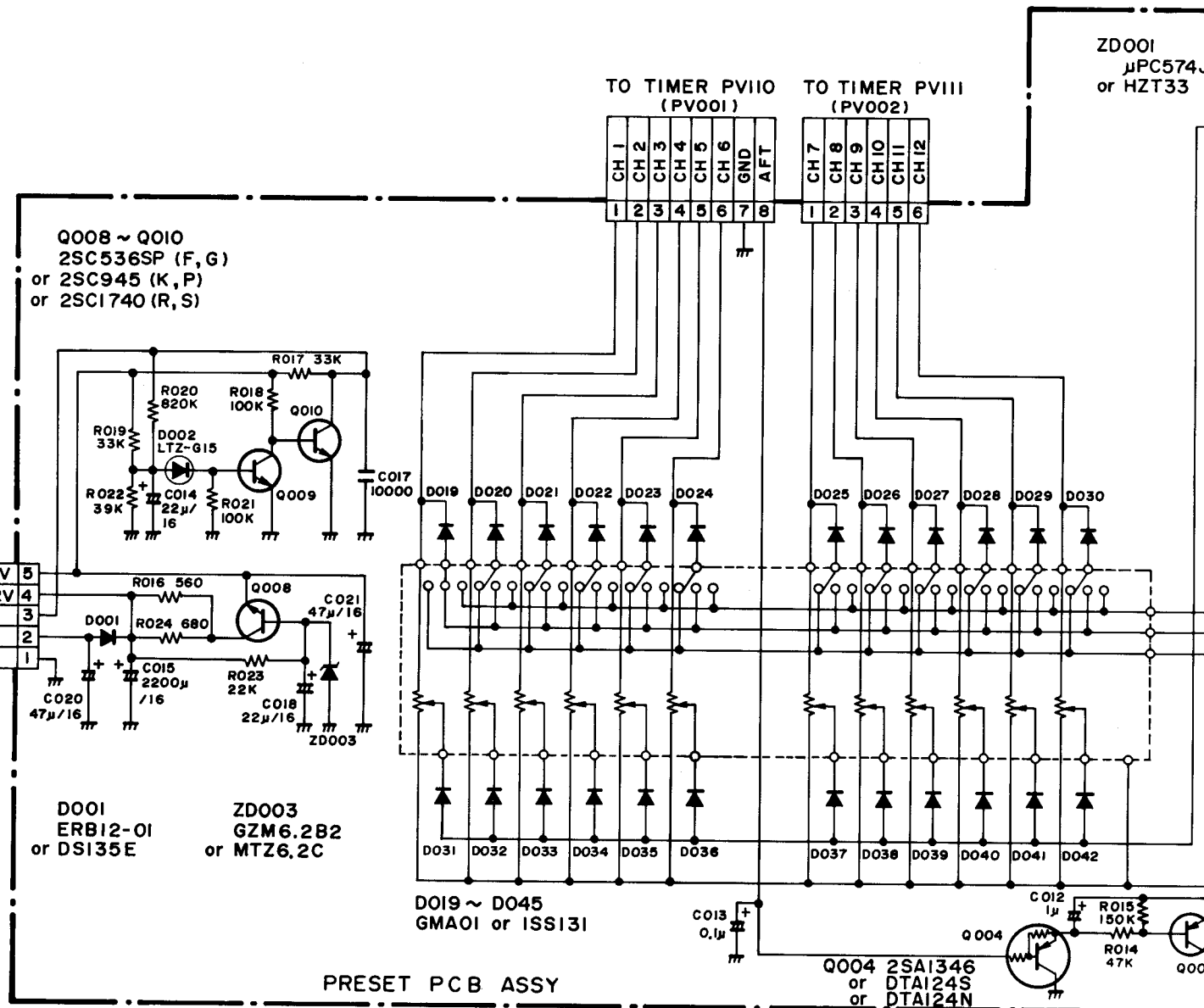
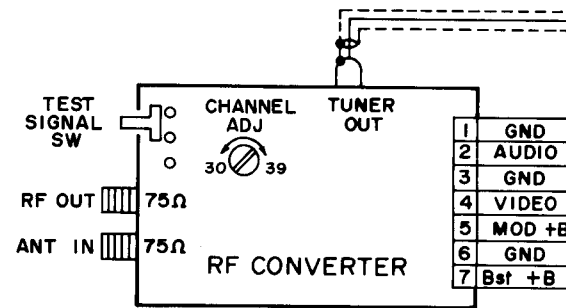
SYSTEM CONTROL SERVO CIRCUIT P.C.B.



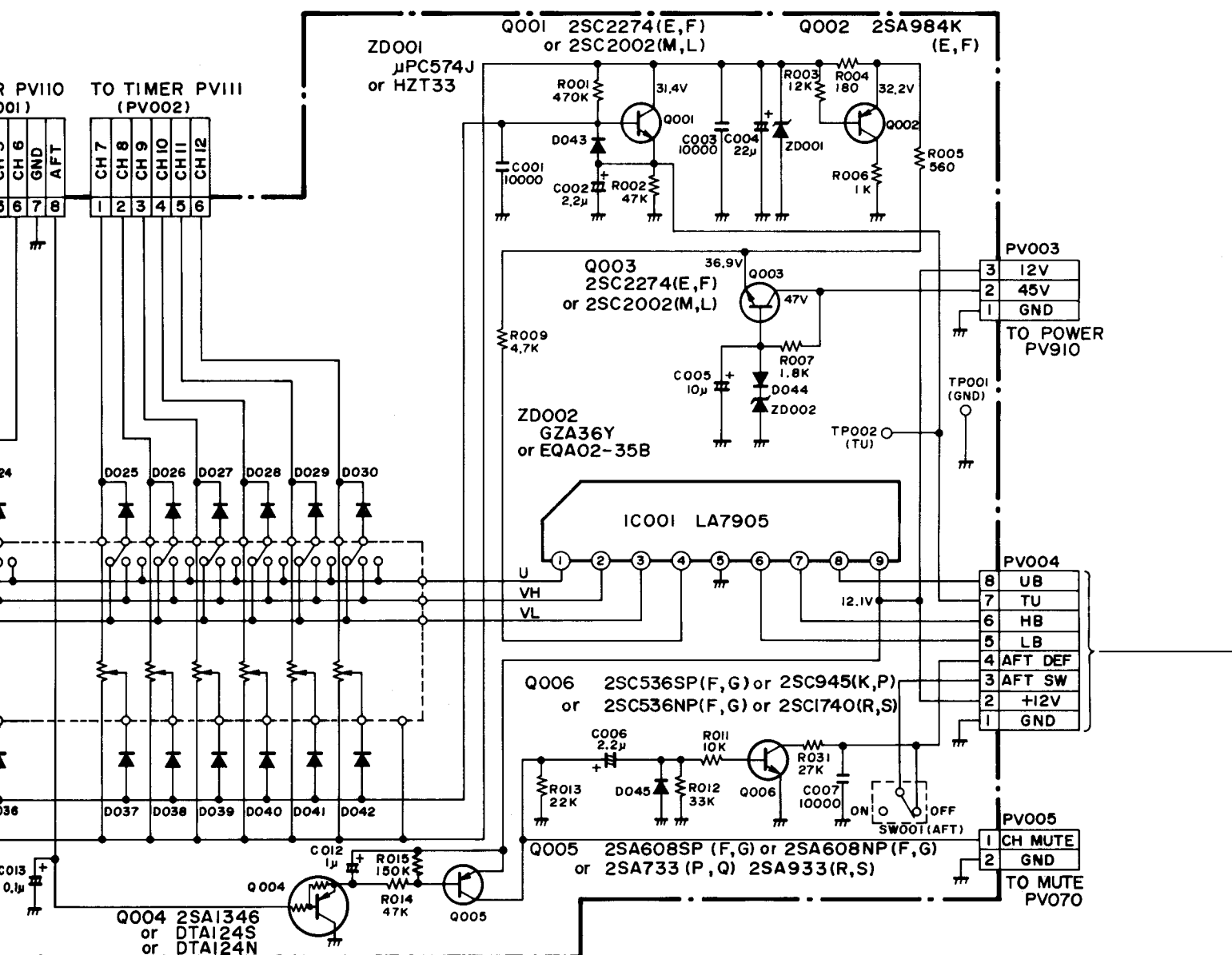
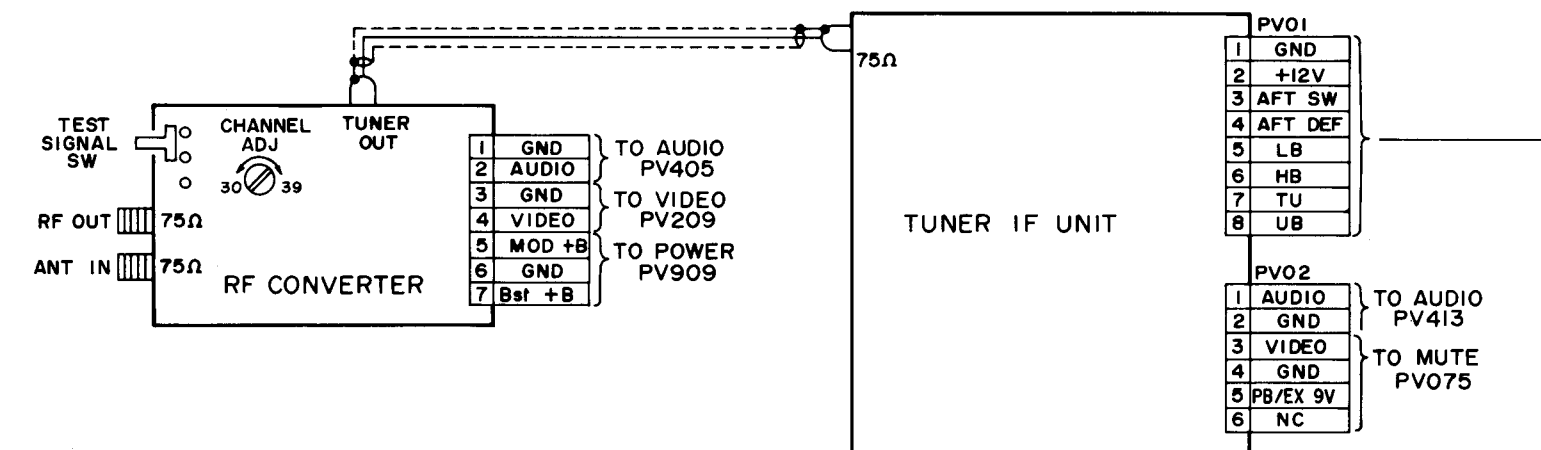
SYSTEM CONTROL SERVO CIRCUIT P.C.B.




TUNER RF CONVERTER CIRCUIT DIAGRAM



RF CONVERTER CIRCUIT DIAGRAM




42264-021400




SERVO ADJUST CIRCUIT P.C.B.

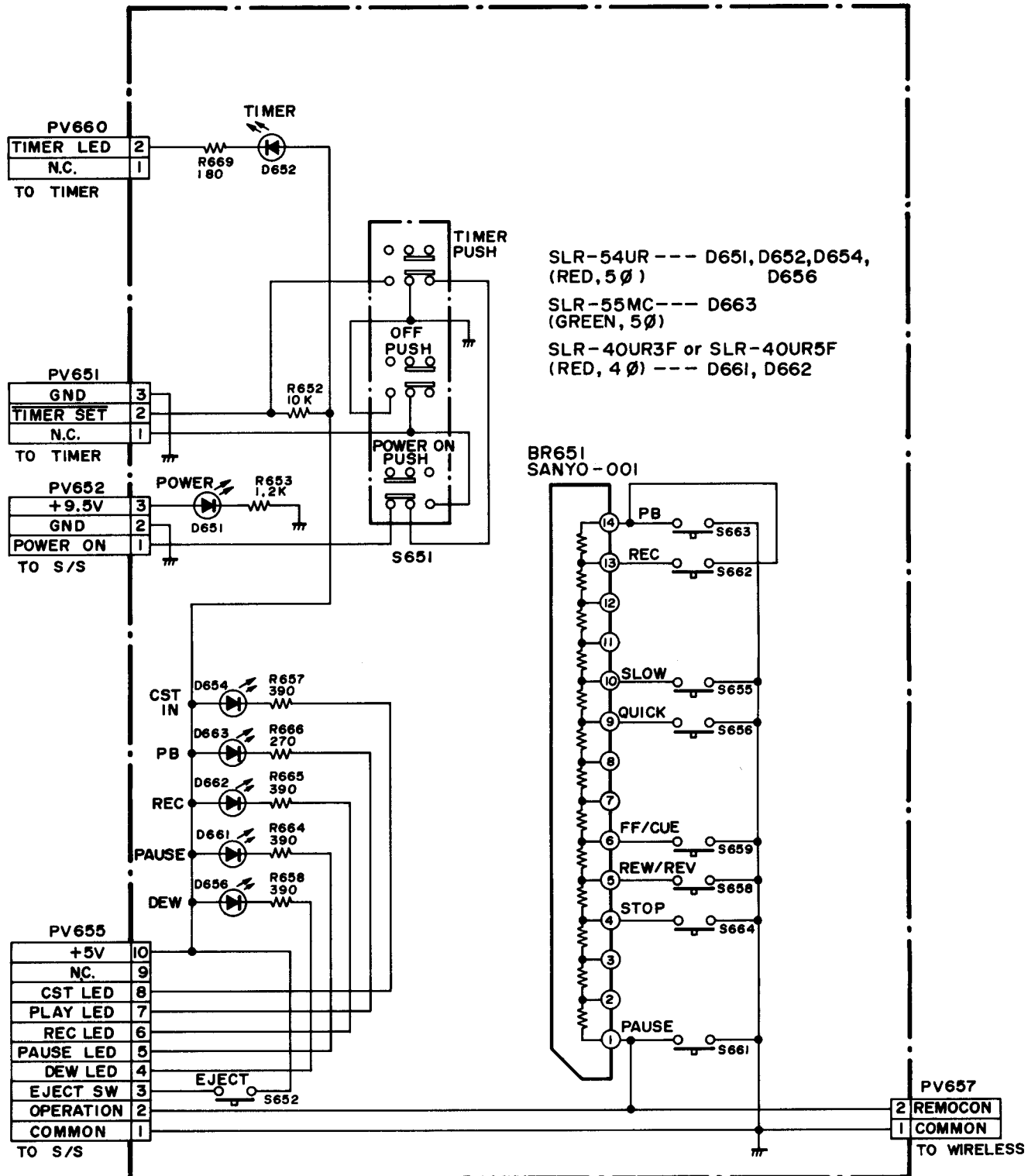
42264-021400



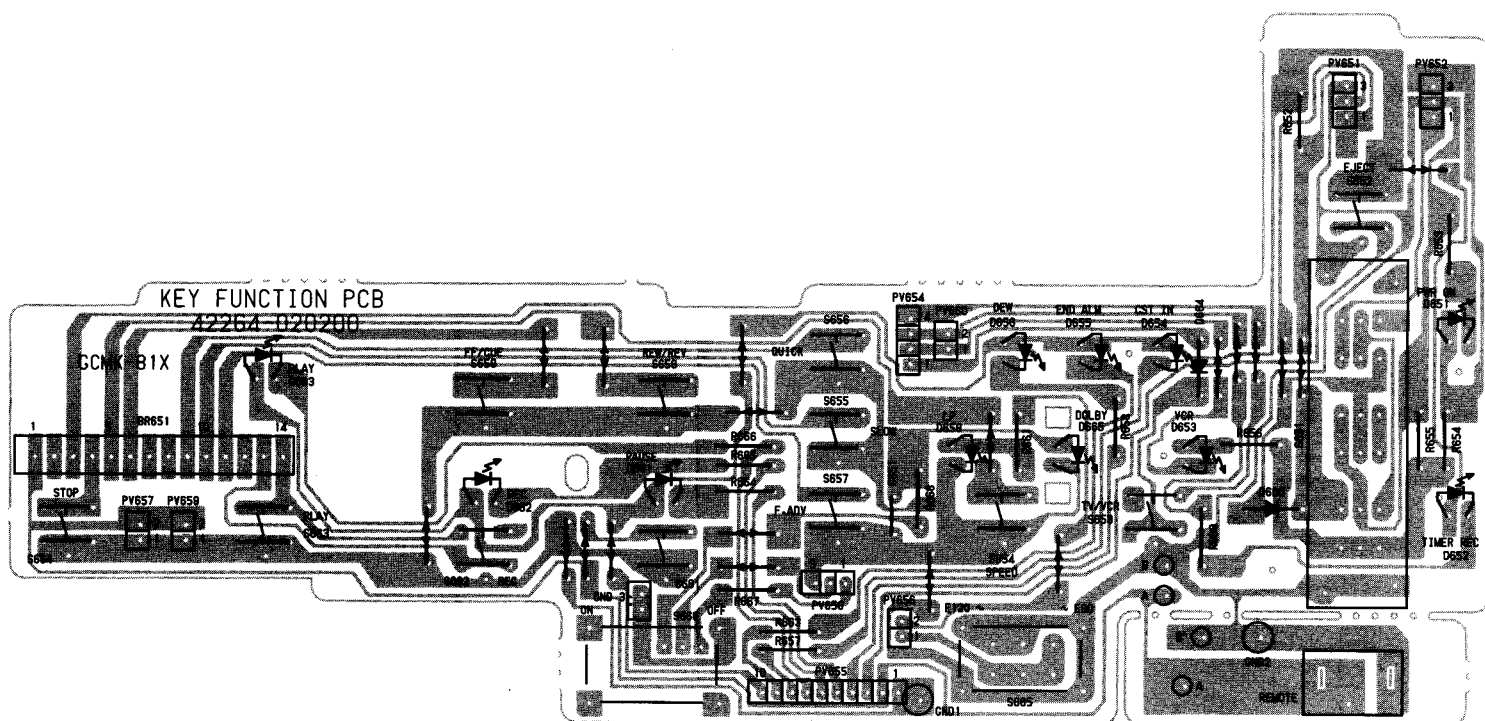
PRESET CIRCUIT P.C.B.



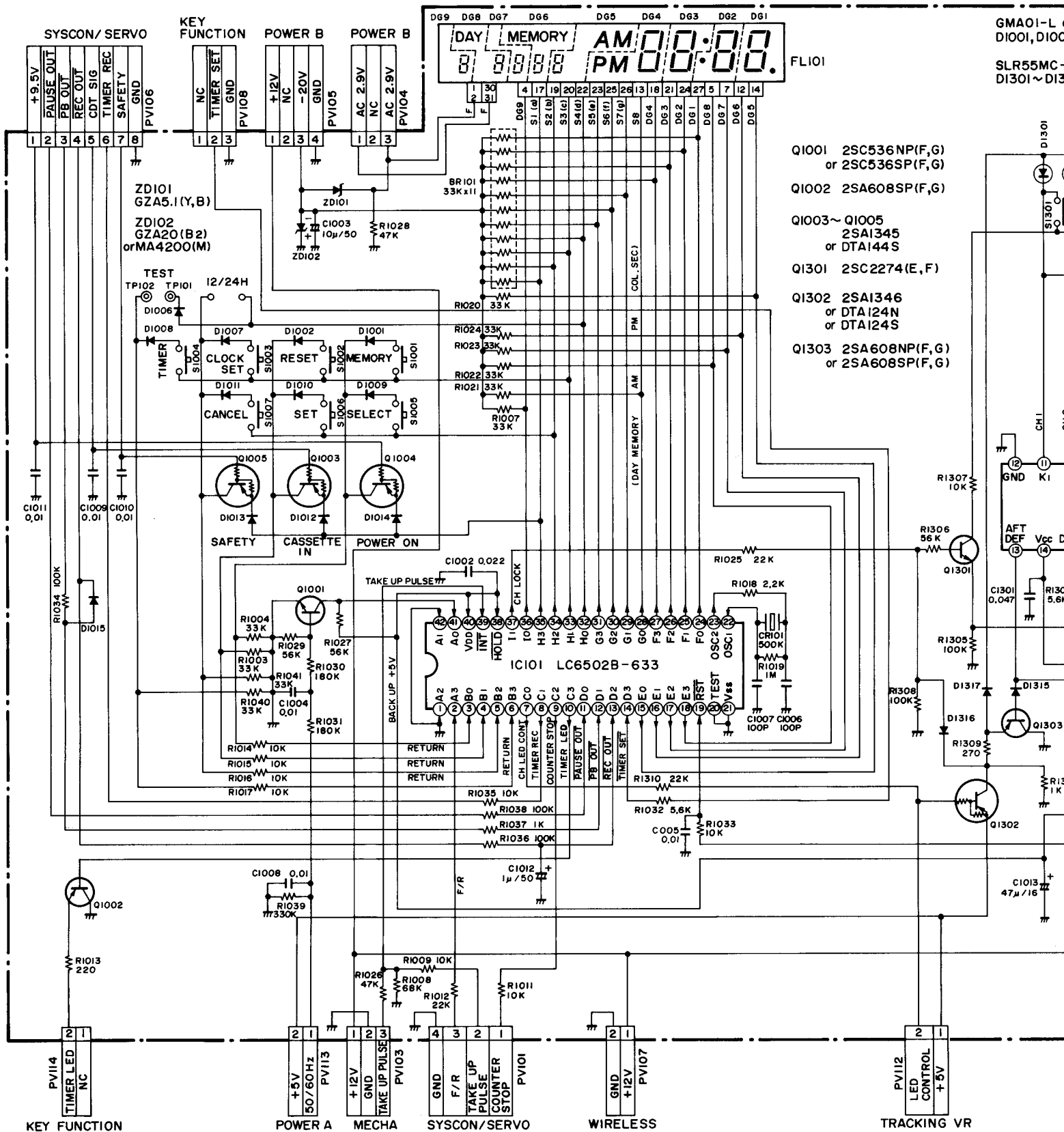
KEY FUNCTION CIRCUIT DIAGRAM



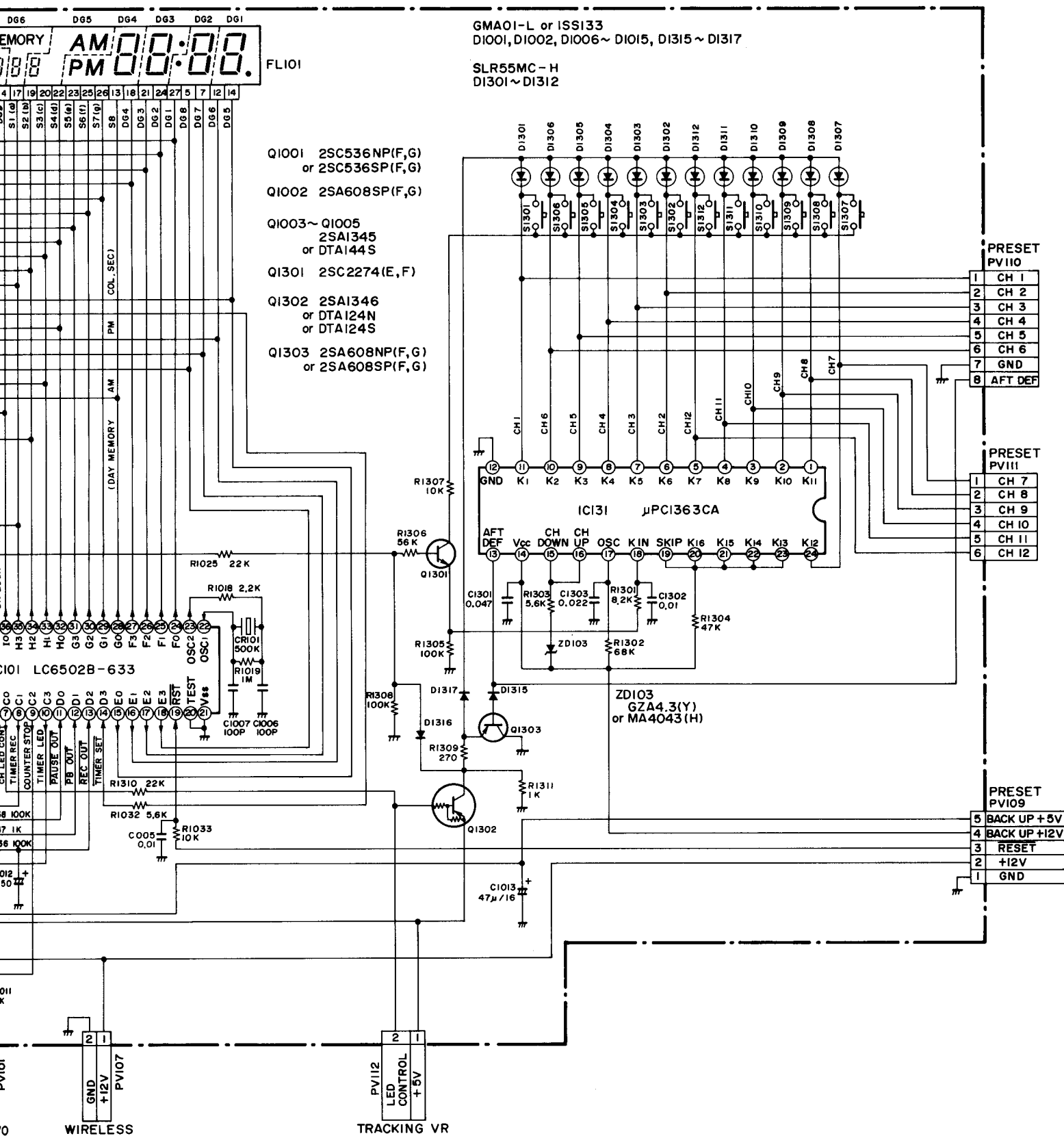
KEY FUNCTION CIRCUIT P.C.B.

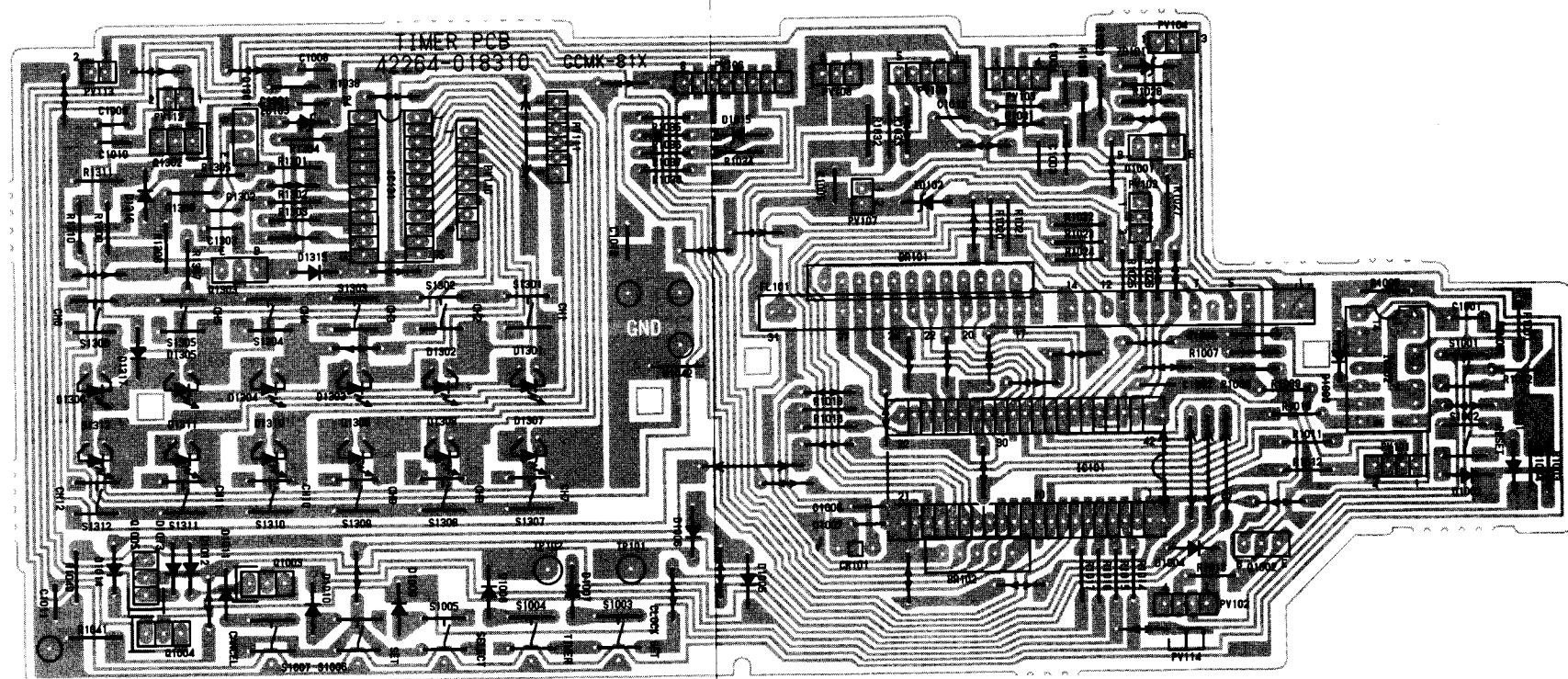


TIMER CIRCUIT DIAGRAM

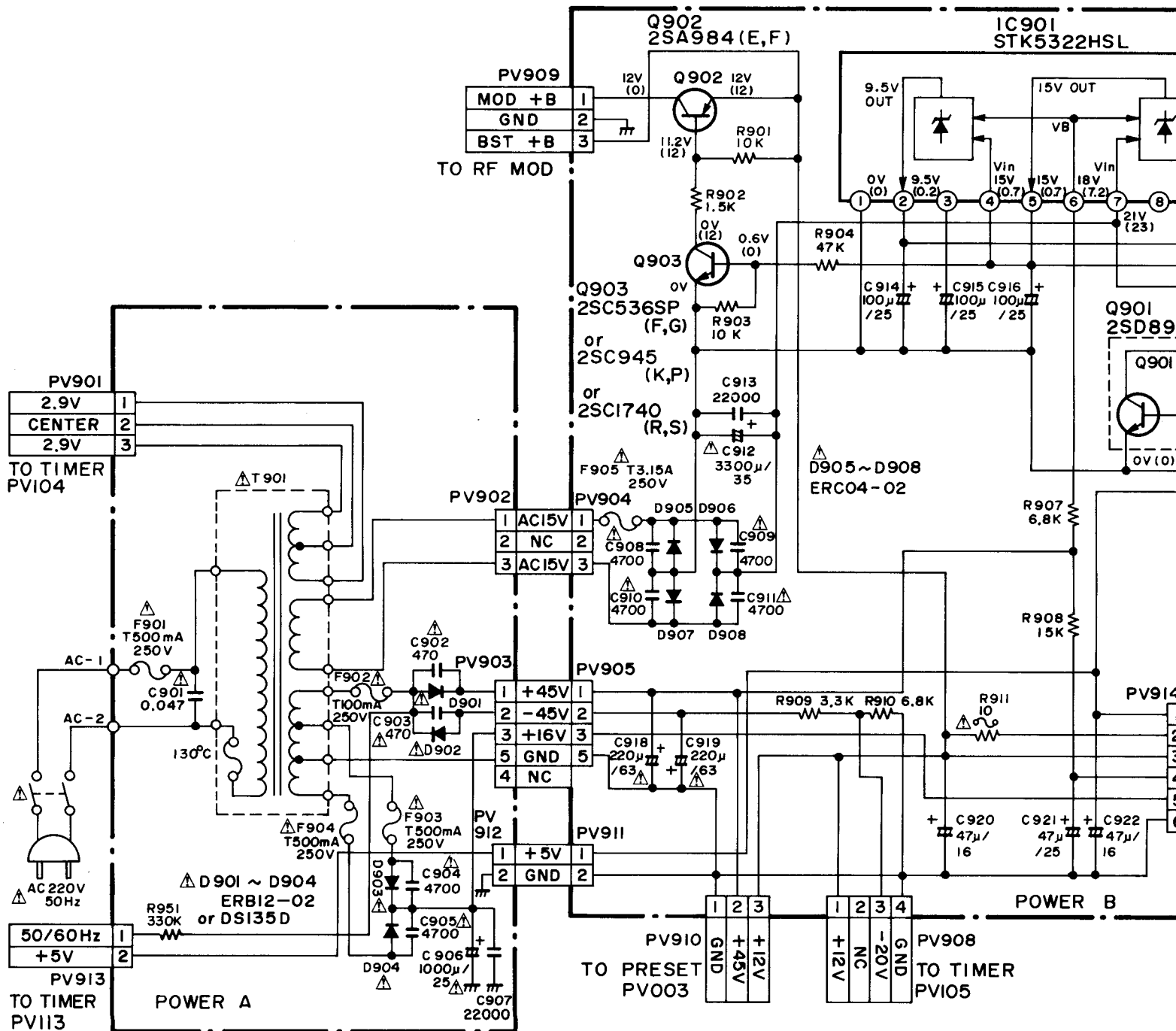


TIMER CIRCUIT DIAGRAM

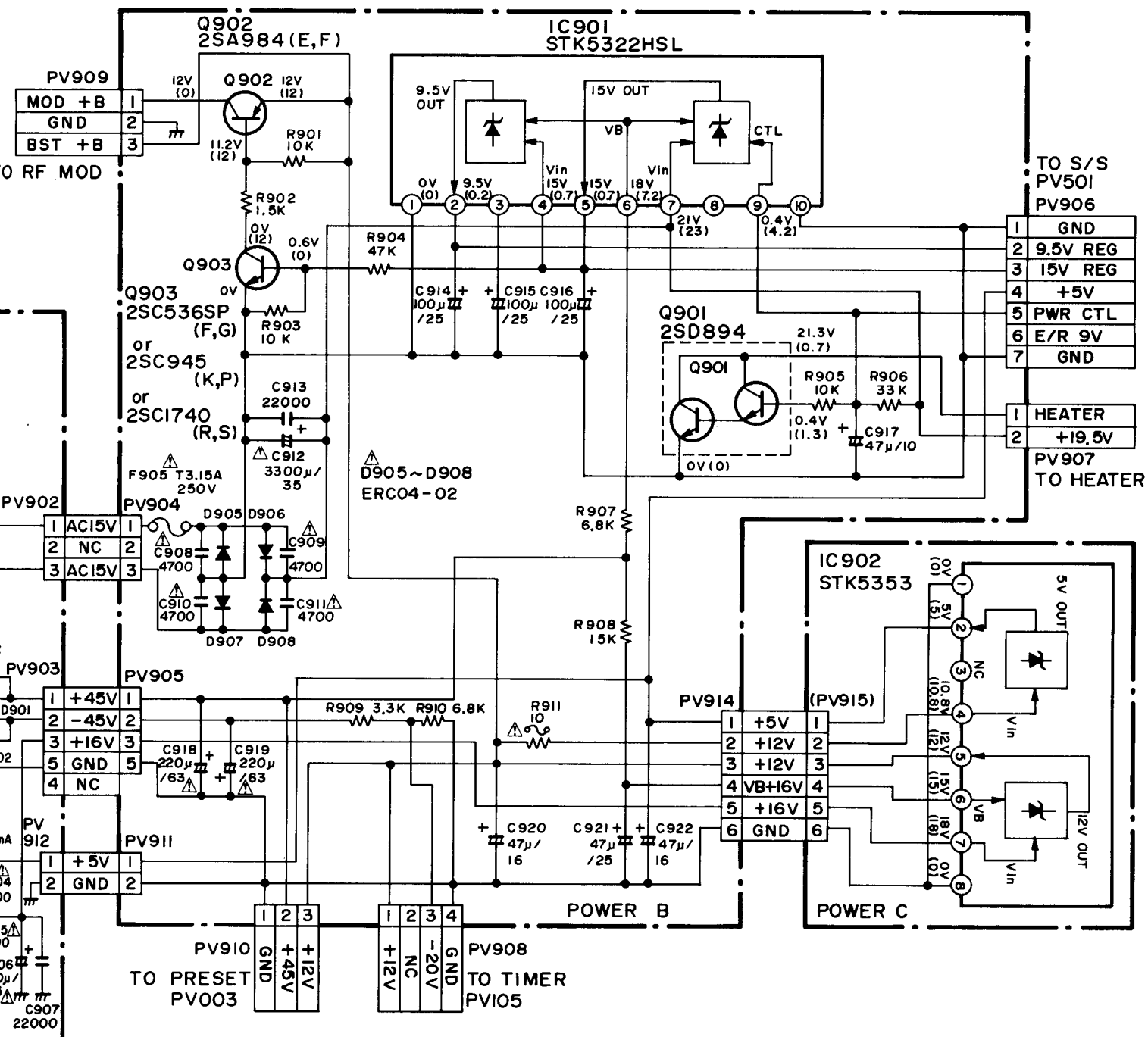




POWER CIRCUIT DIAGRAM



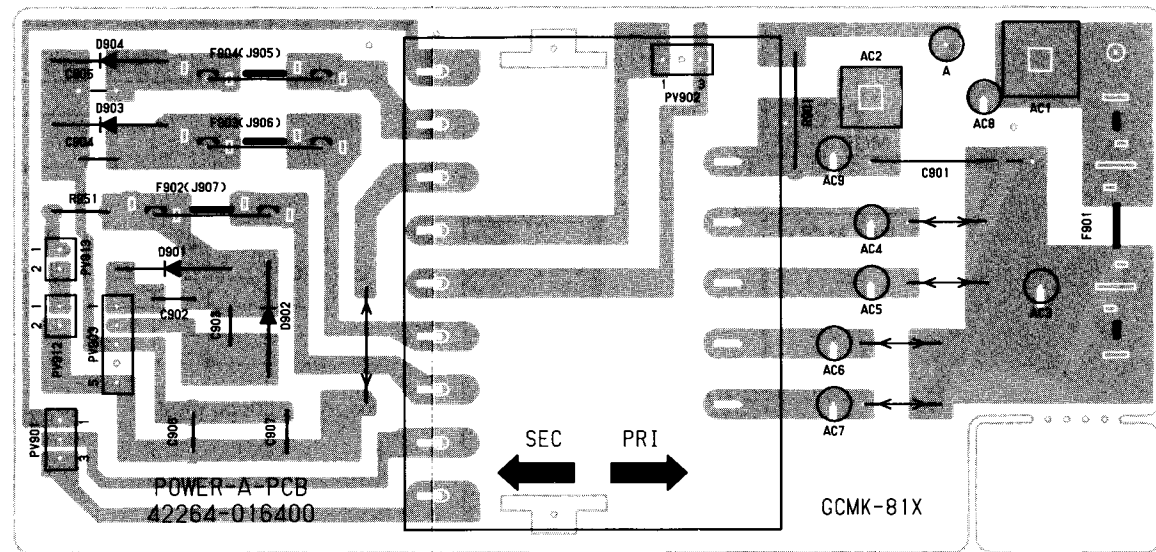
POWER CIRCUIT DIAGRAM



NOTES:

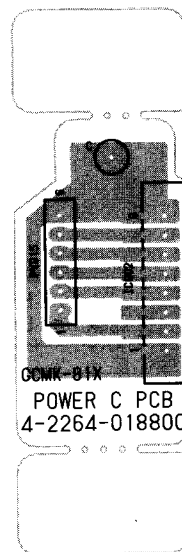
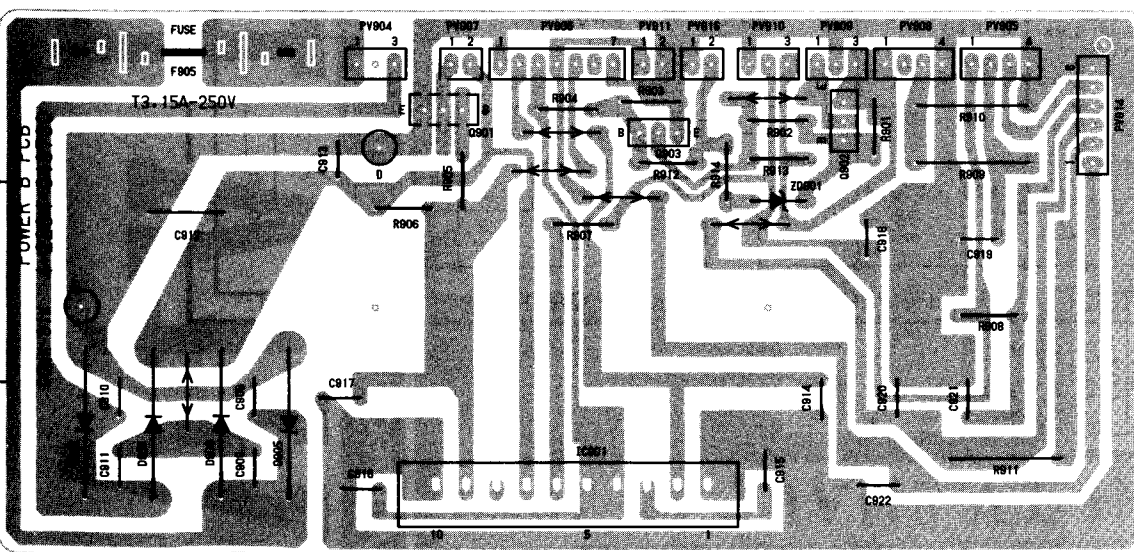
All voltage are in PLAY, RECORD and otherwise noted.

()=POWER OFF mode only

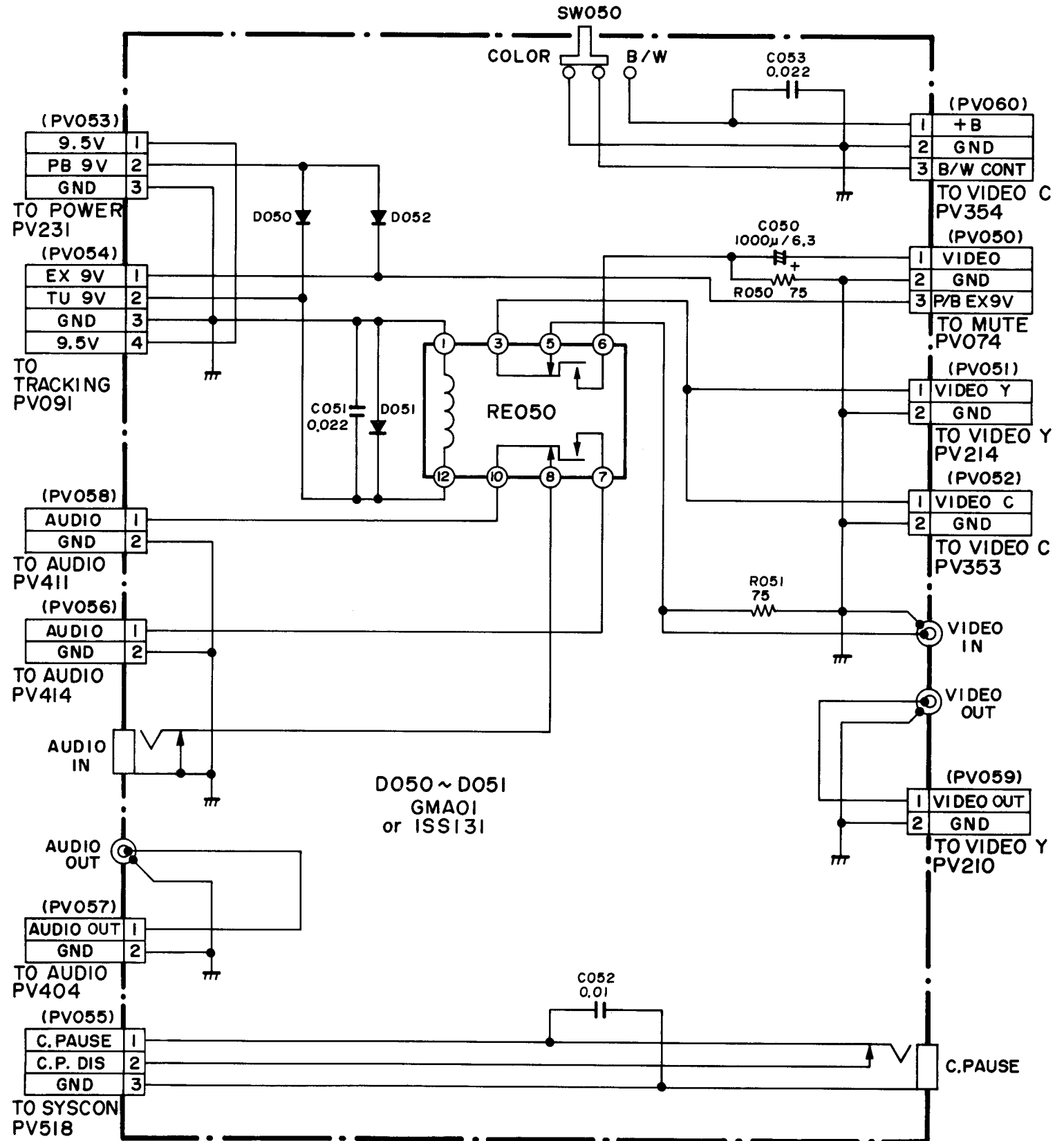


POWER B CIRCUIT P.C.B.

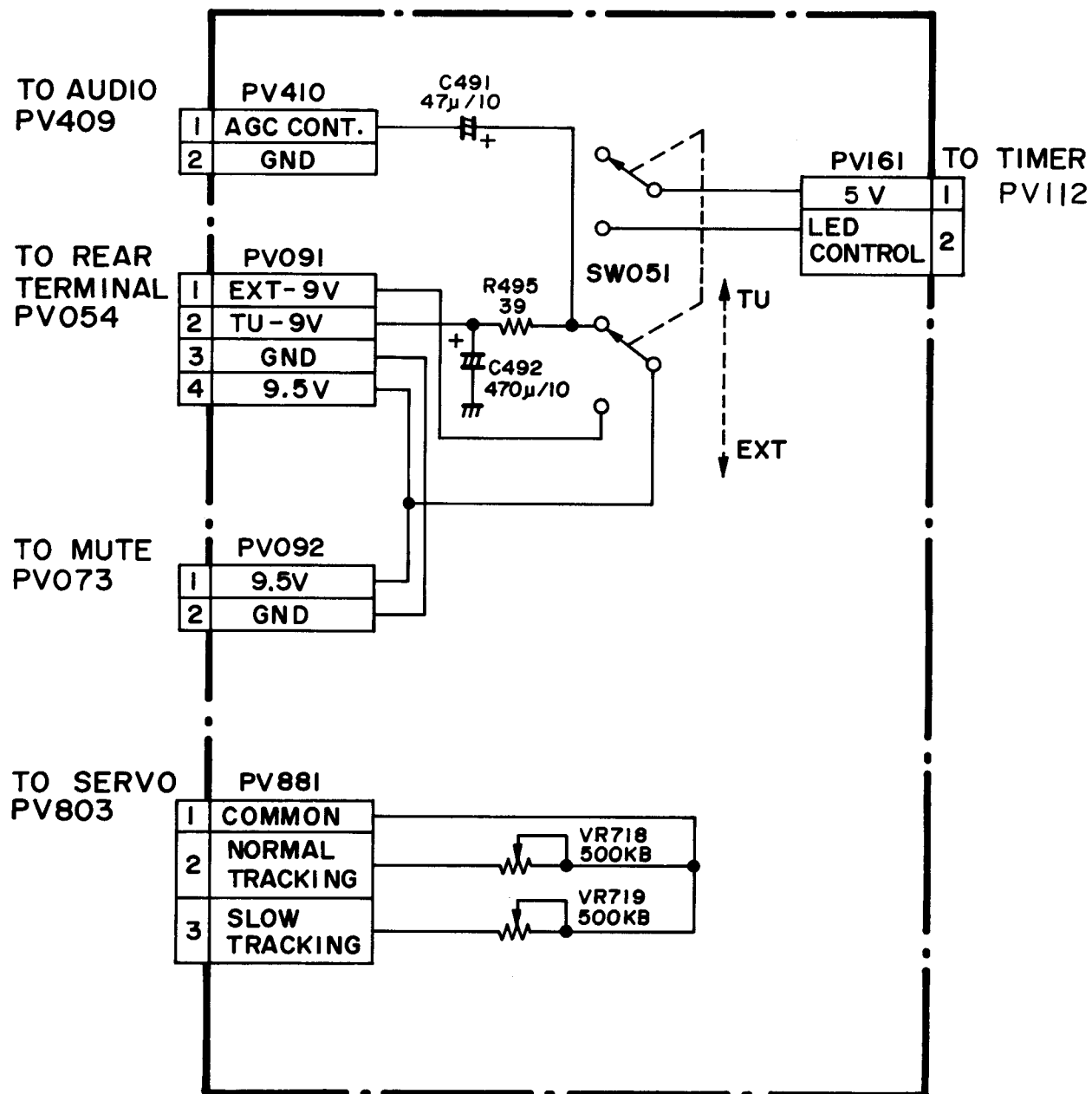
POWER C CIRCUIT P.

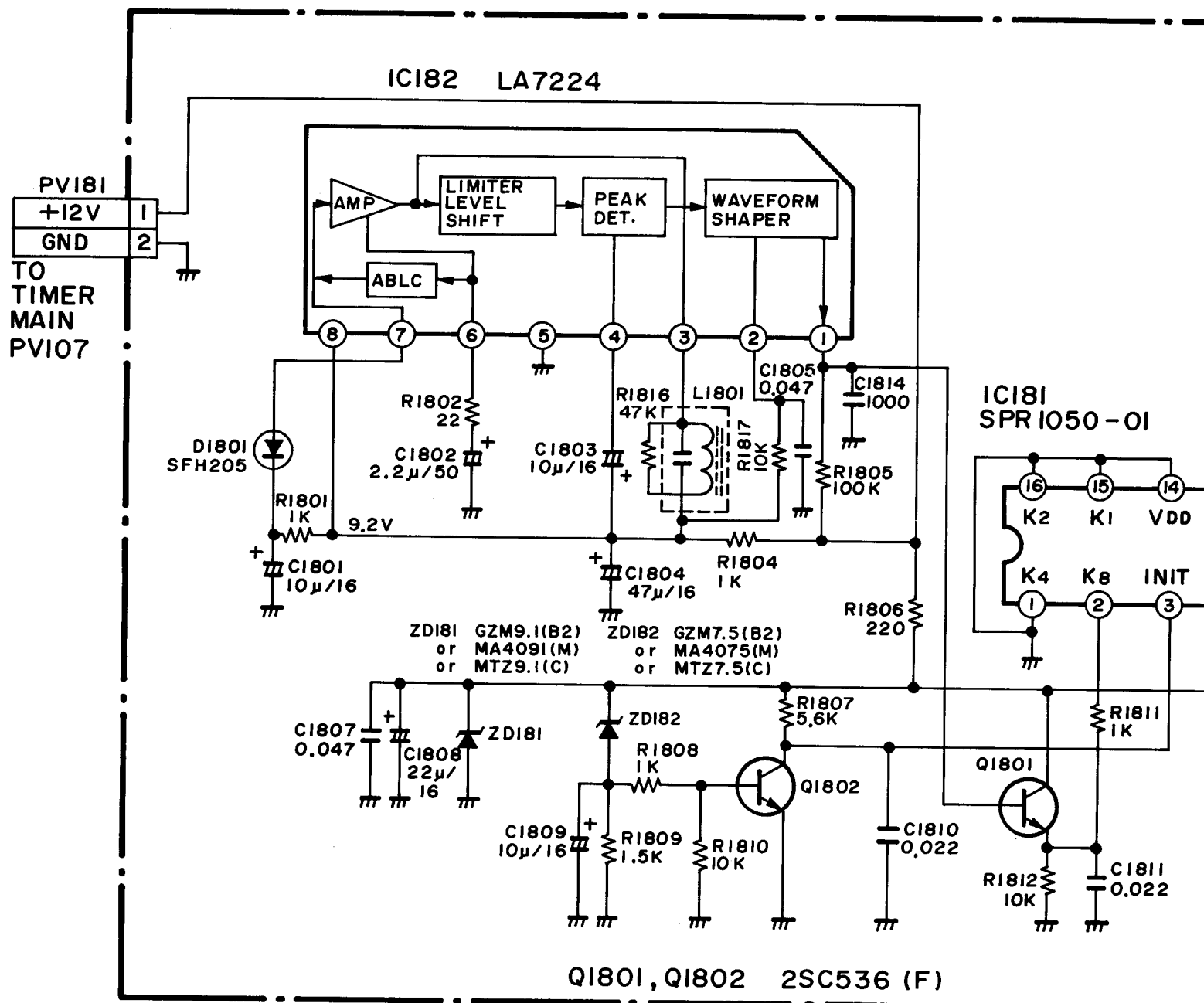


REAR TERMINAL CIRCUIT DIAGRAM

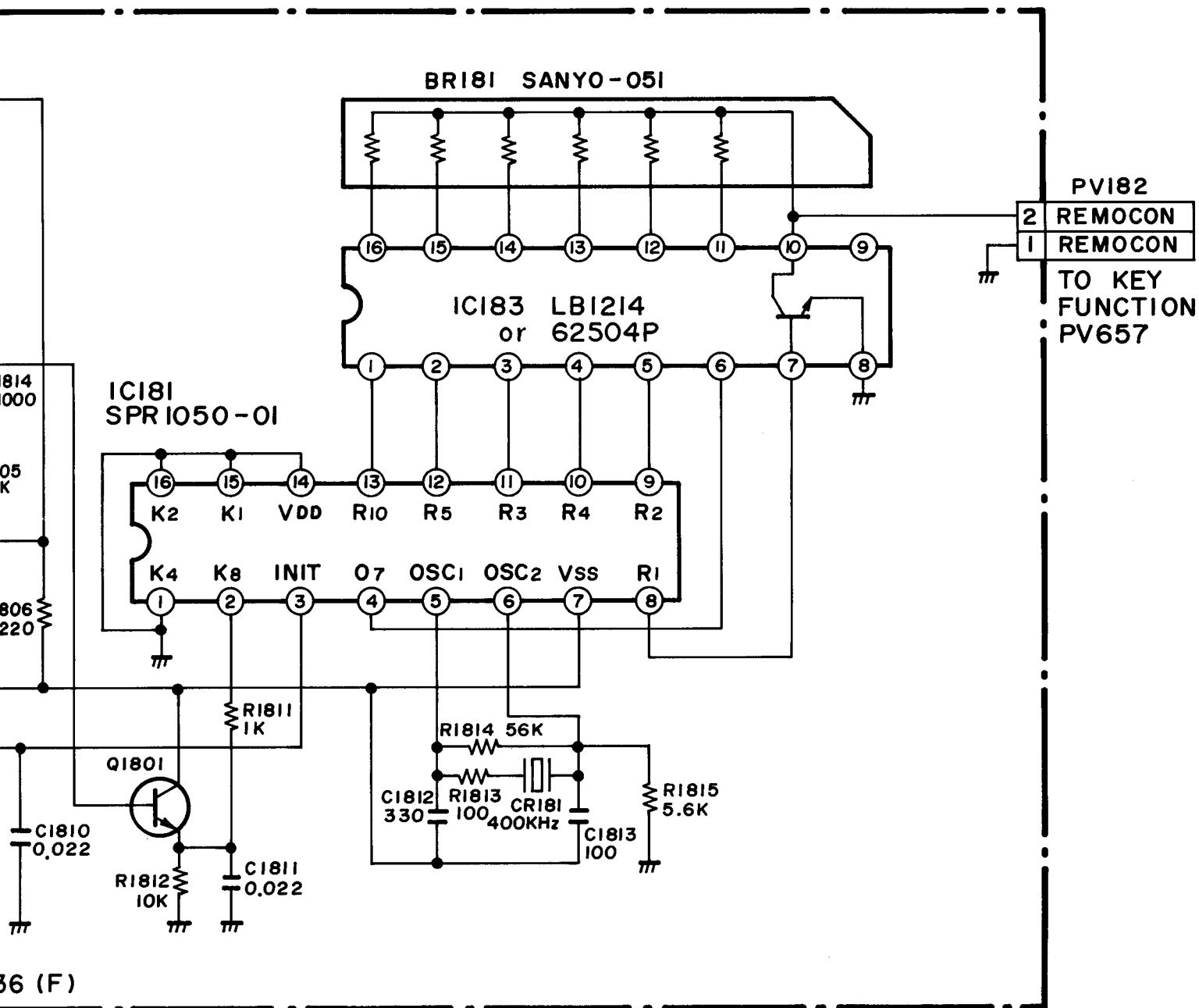


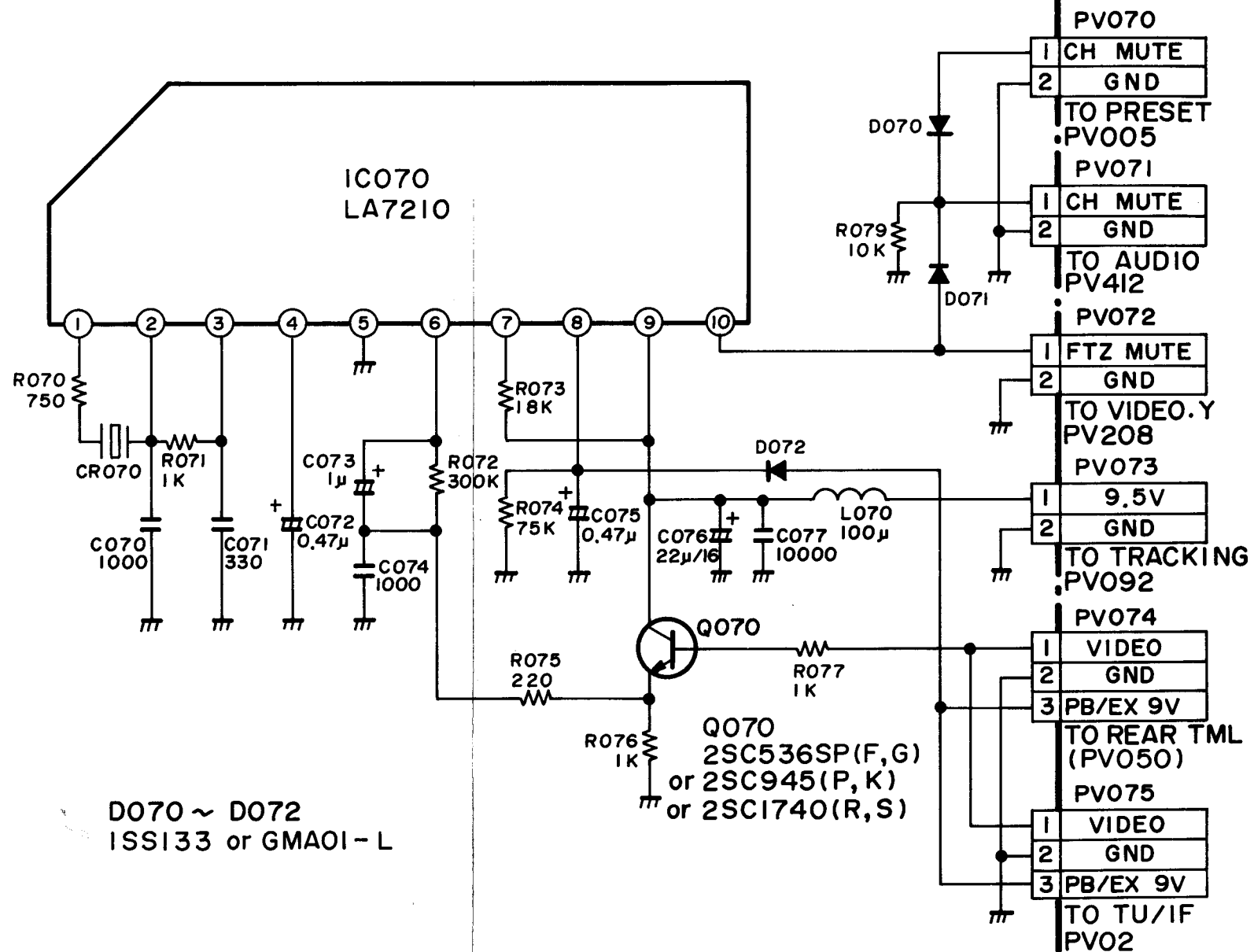
TRACKING VR CIRCUIT DIAGRAM



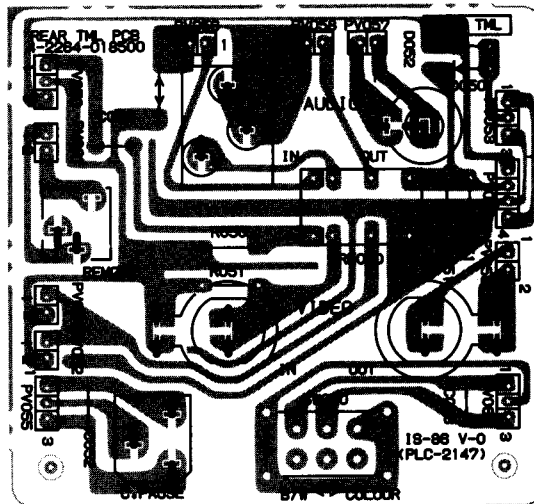


WIRELESS CIRCUIT DIAGRAM

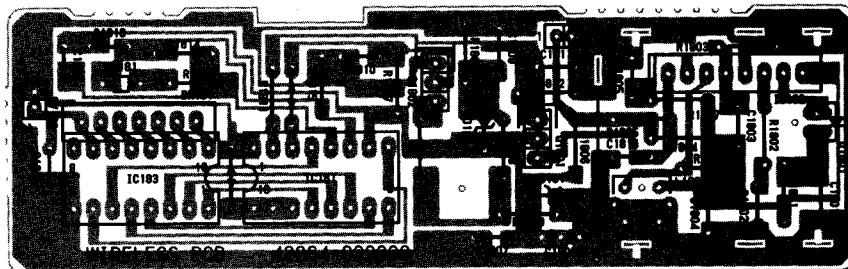




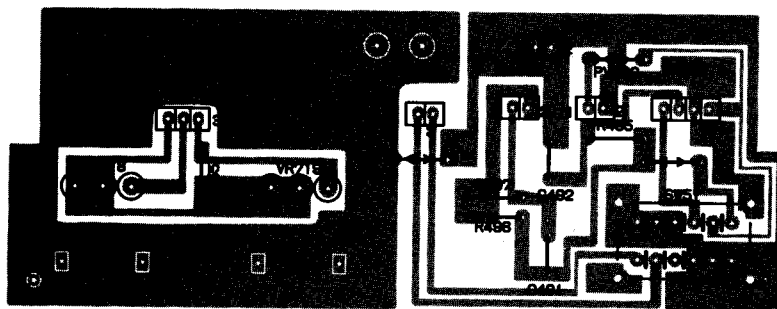
REAR TERMINAL CIRCUIT P.C.B.



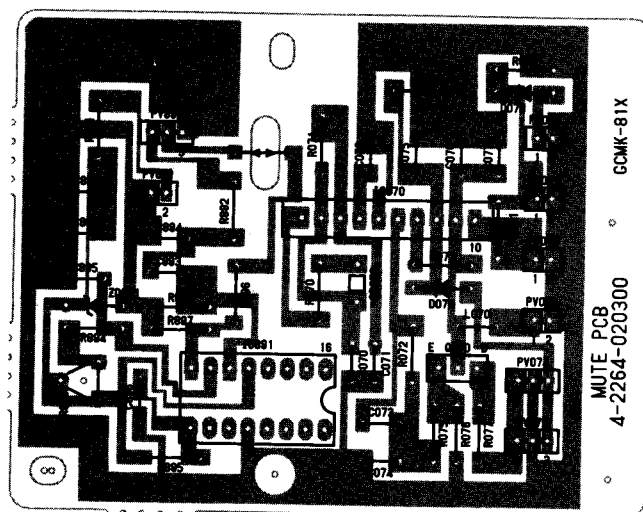
WIRELESS CIRCUIT P.C.B.



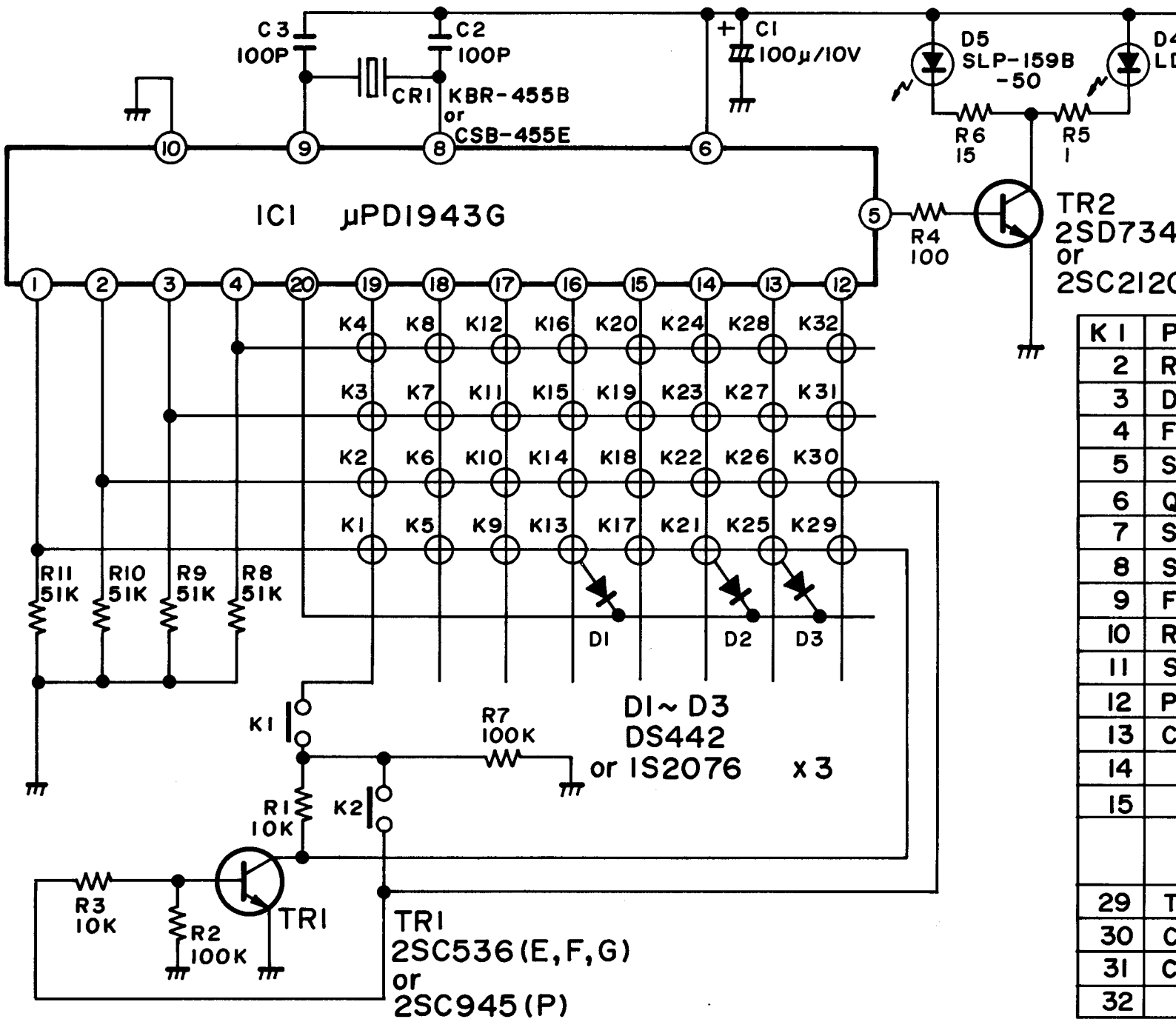
TRACKING VR CIRCUIT P.C.B.



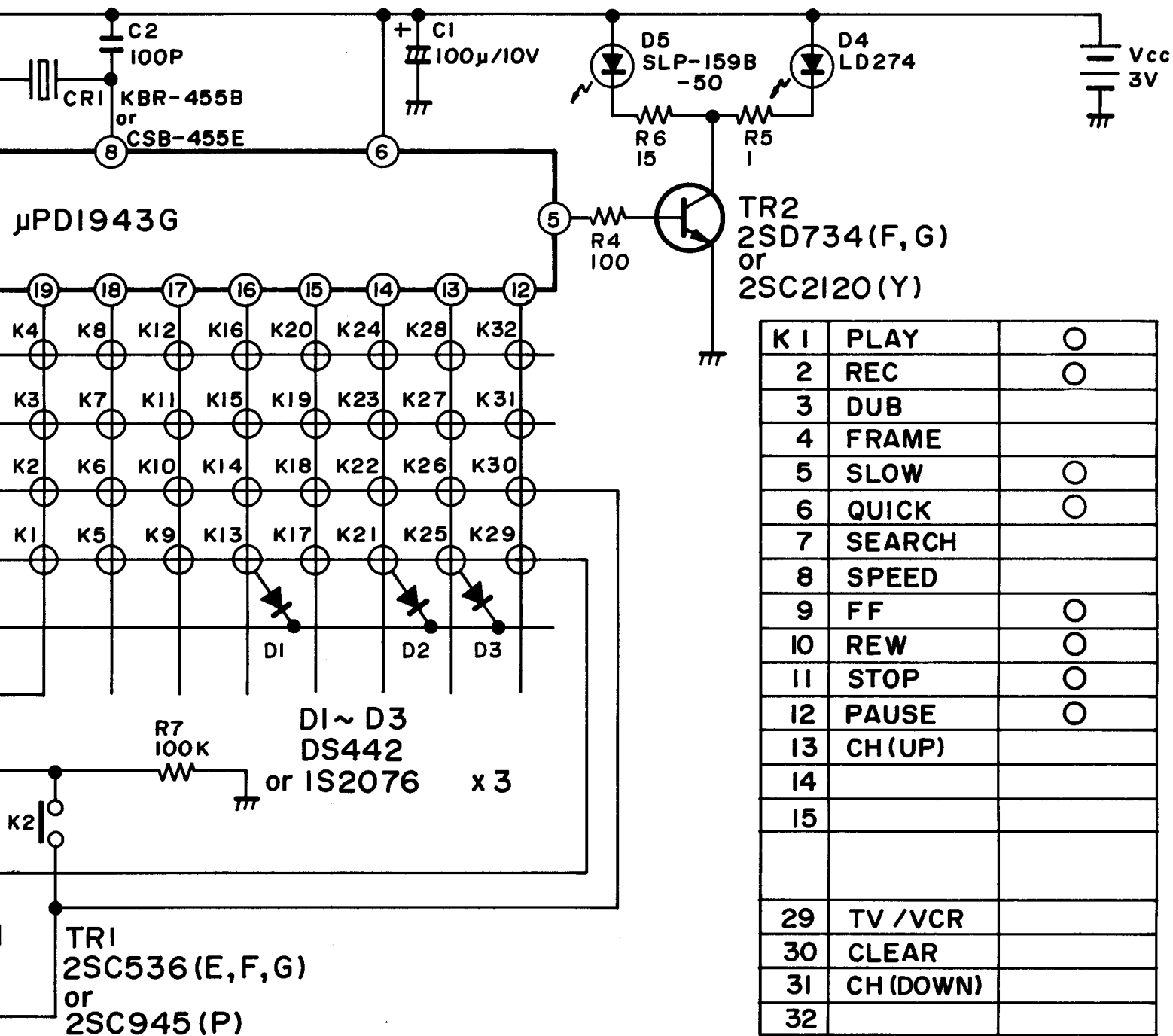
MUTE CIRCUIT P.C.B.



REMOTE CONTROL CIRCUIT DIAGRAM



REMOTE CONTROL CIRCUIT DIAGRAM





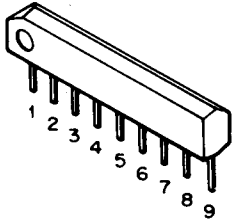
2SD894



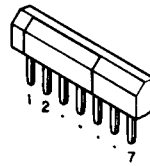
2SA733	2SC535	DTA124N
2SA933	2SC945	DTC124N
2SA984	2SC2002	DTC144N
2SA1345	2SC2274	
2SA1346	2SC3400	
2SB698	2SD545	



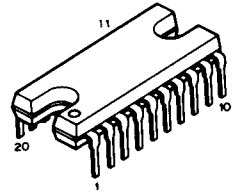
2SA608SP	2SC3399
2SC1740	DTA124S
2SC2999	DTA144S
2SC2999E	DTC124S
2SC2840	DTC144S
2SC536SP	



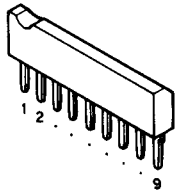
LA6458SF
LA7905



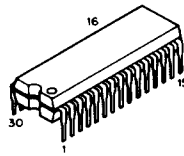
μPC1513HA



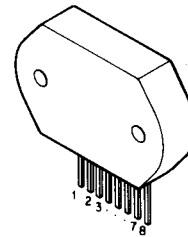
LB1620



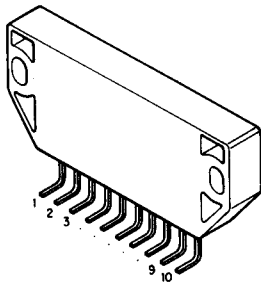
BA6334



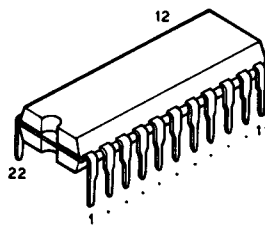
HA11747ANT



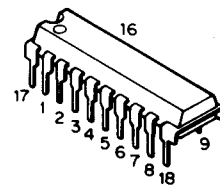
STK5353



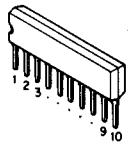
STK5322HSL



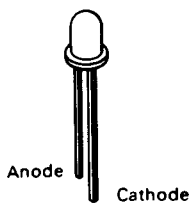
μPC1520CA



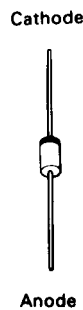
HA11749



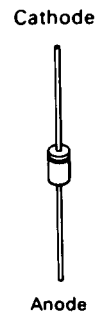
LA7210



SLR54UR
SLR55MC
SLR55MC-H

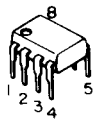


DS135D
DS135E
ERB12-01
ERB12-02

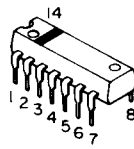


ERCO4-02

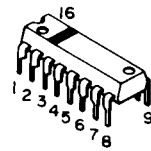
TERMINAL VIEW



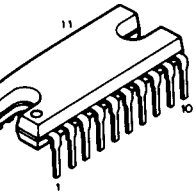
MSL9378RS



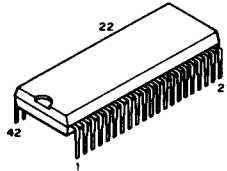
LC4013B
LC4081B
μPD4013BC
μPD4081C



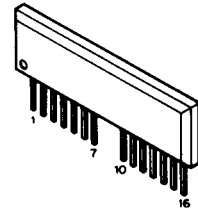
BA7100
HA11772
LB1214
SPR1050-01
TD62504P



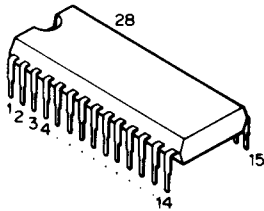
LB1620



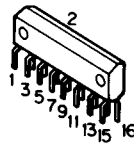
LC6502B-633
LM6402H-329
LM6405H-330



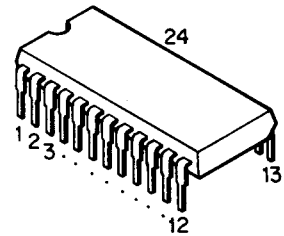
STK6972



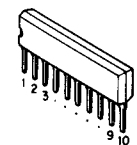
HA11724
HA11738
HA11741



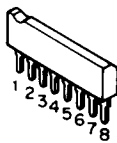
M51454L



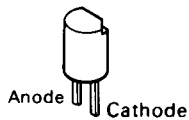
μPC1363CA



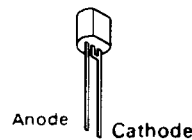
LA7210



BA6305
LA7224



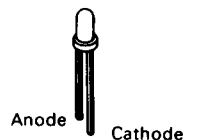
SFH205



μPC574J

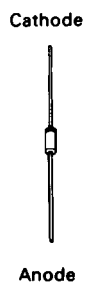


DAN201VA



SLR40UR-3F
SLR40UR-5F

ERCO4-02



EQA03-35B	GMA01	MA4091(M)
GZA4.3Y	GMA01-L	MA4075(M)
GZA5.1Y	HZT33	MTZ6.2(C)
GZA36Y	MA27TB	MTZ7.5(C)
GZM6.2(B2)	MA27WA	MTZ9.1(C)
GZM7.5(B2)	MA4043(H)	LTZG15
GZM9.1(B2)	MA4051(H)	1SS131
		1SS133

NOTE:

E: Emitter C: Collector B: Base