



# SERVICE MANUAL



Stereo Integrated Amplifier

## L-525



---

## Contents

---

Specifications . . . . .	3
Parts Locations and Disassembly Instructions . . . . .	4 to 8
Adjustment Procedures . . . . .	9
Adjustment Location . . . . .	10 to 11
Block Diagram . . . . .	12
Parts Layout on P.C. Board . . . . .	13 to 22
Wiring Diagram . . . . .	23 to 24
Schematic Diagram . . . . .	25 to 26
Electrical Parts List . . . . .	27 to 35
Destination's Parts List . . . . .	36
Exploded View (Cabinet) . . . . .	37 to 38
Cabinet Assembly Parts List . . . . .	39 to 40
Packing Method View . . . . .	41
Packing Assembly Parts List . . . . .	42
Semi-Conductor Lead Identifications . . . . .	43

---

## Specifications

Power Output (0.1% THD at 20 Hz ~ 20 kHz)	110W
Input Sensitivity (1 kHz):	
DAD	150mV ±10%
LINE-1, -2	150mV ±10%
TAPE-1, -2	150mV ±10%
PHONO (MM)	2.0mV ±10%
PHONO (MC)	100 μV ±10%
Input Impedance (1 kHz):	
DAD	50K ohm ±10%
LINE-1, -2	50K ohm ±10%
TAPE-1, -2	50K ohm ±10%
PHONO (MM)	47K ohm ±10%
PHONO (MC)	100 ohm ±10%
Frequency Response:	
DAD	10 ~ 100 kHz ±1 dB
LINE-1, -2	10 ~ 100 kHz ±1.0 dB
TAPE-1, -2	10 ~ 100 kHz ±1.0 dB
PHONO (MM)	100 Hz ±0.5 dB
PHONO (MC)	10 kHz ±0.5 dB
Signal to Noise Ratio:	
DAD	81 dB
LINE-1, -2	81 dB
TAPE-1, -2	81 dB
PHONO (MM)	56 dB
PHONO (MC)	44 dB
Power Supply	220V, 50 Hz (For SK, EK model only) 120V, 60 Hz (For UP model only)
Headphone Output (110W/8 ohm, 1 kHz)	490mV ±10%
Semiconductors	2 ICs, 112 Transistors, 14 FETs, 14 Zener Diodes, 18 Diodes, 4 Bridge Diodes
Dimension	453(W) x 162(H) x 430(D)mm
Weight	14.3 kg

## Parts Locations and Disassembly Instructions

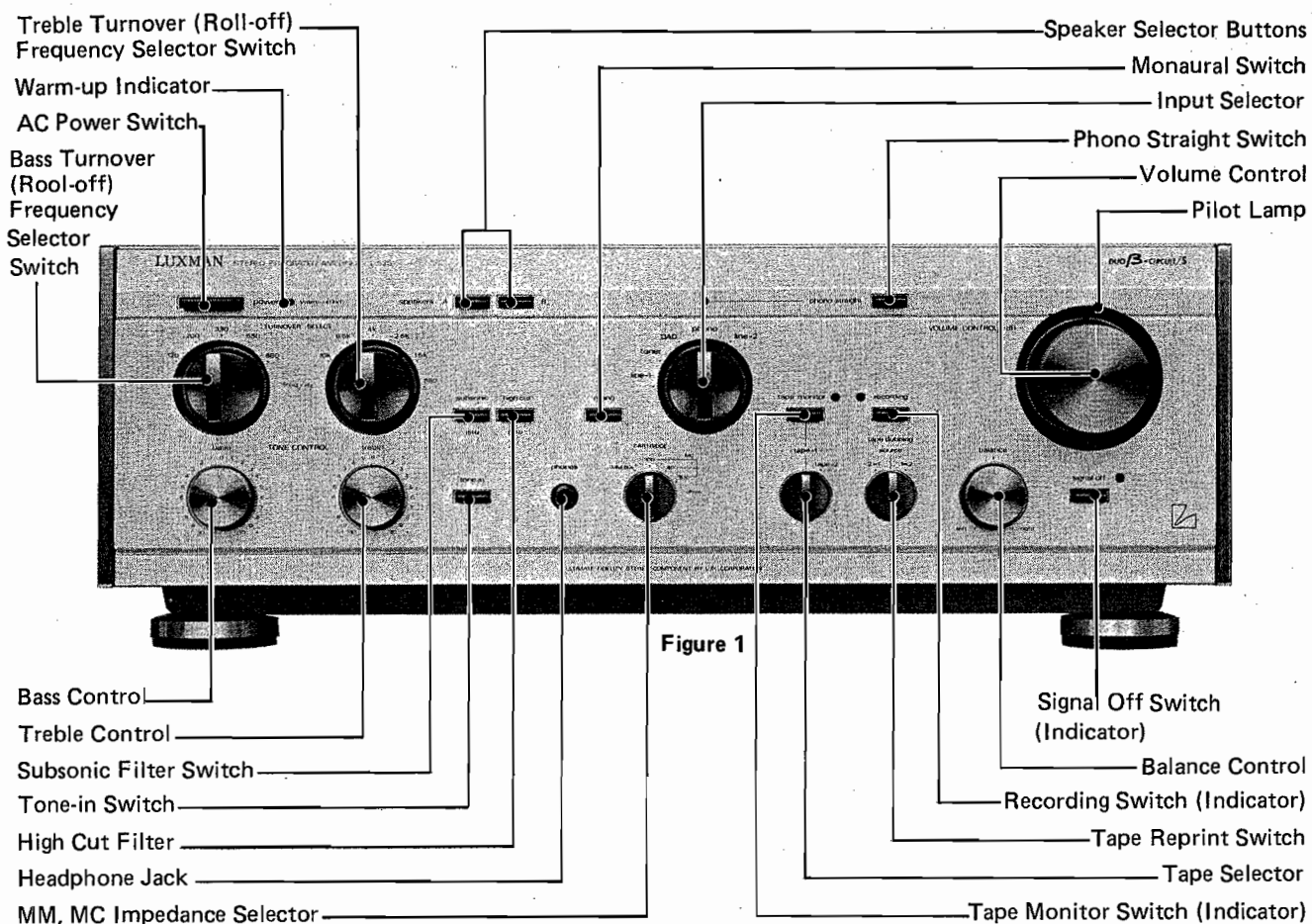


Figure 1

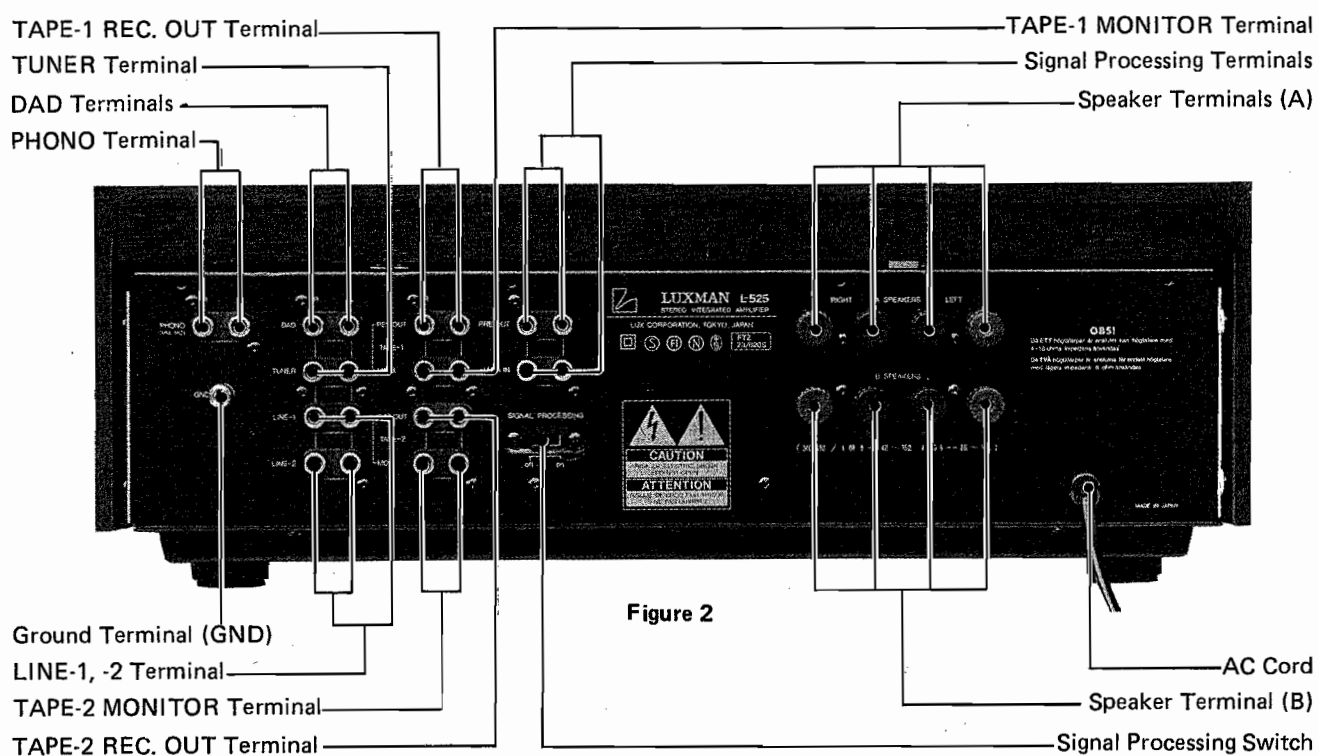


Figure 2



### 1. Removal of Top Cover

- (1) Remove four screws marked " ① " as shown in Figures 3 and 5.
- (2) Pull out the Top Cover upward.

### 2. Removal of Bottom Plate

- (1) Remove seventeen screws marked " ② " as shown in Figures 4 and 5.
- (2) Pull out the Bottom Plate upward.

### 3. Removal of Front Panel

- (1) After removal of Top Cover and Bottom Plate, pull out all knobs on the Front Panel forward.
- (2) Remove four screws marked " ③ " as shown in Figure 6 and three screws marked " ④ " as shown in Figure 7.
- (3) Front Panel can be removed by pulling it forward.

### 4. Removal of Front Chassis

- (1) After removal of Front Panel, remove four screws marked " ⑤ " as shown in Figures 8 and 9.
- (2) Disconnect all wire connectors from Front Chassis.
- (3) Remove Front Chassis forward and then proceed to items 4-1 ~ 4-10 and 5-1, 2.

#### 4-1. Removal of LED P.C. Board (A)

[or (B) or (C) or (D)]

- (1) Remove a screw marked " ⑥ " (or " ⑦ " or " ⑧ " or " ⑨ ") as shown in Figure 11 and one wire connector from LED P.C. Board (A) [or (B) or (C) or (D)].

#### 4-2. Removal of Phono-Straight P.C. Board

- (1) Remove two screws marked " ⑩ " as shown in Figure 10.
- (2) Pull out LED marked " ⑪ " as shown in Figure 10.
- (3) Disconnect three wire connectors from Phono-Straight P.C. Board.

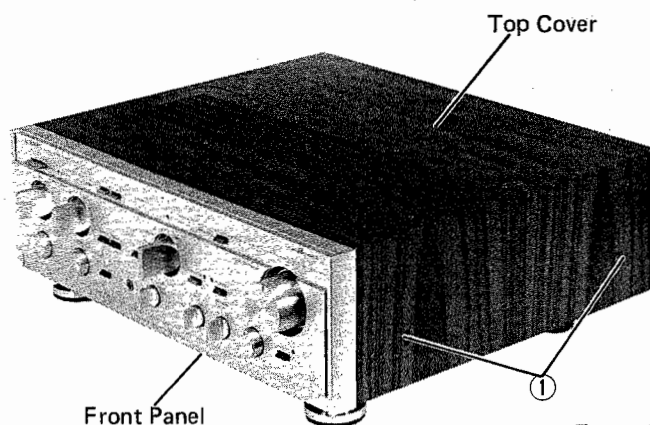


Figure 3




Figure 4

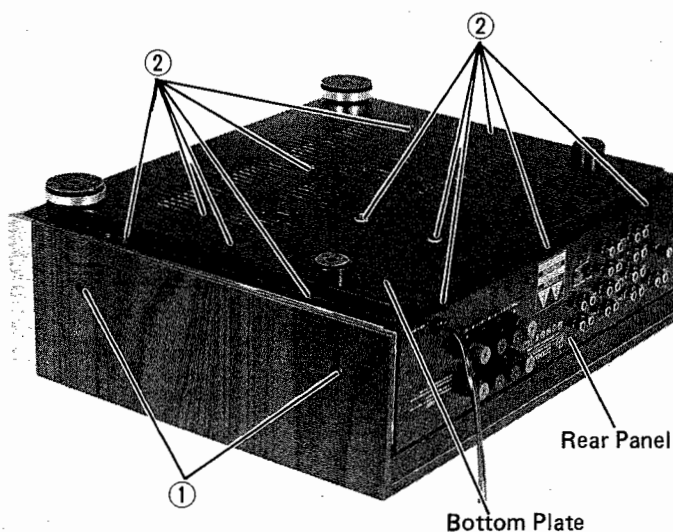



Figure 5

#### 4-3. Removal of Speaker Control P.C. Board

- (1) Remove two screws marked " ⑫ " as shown in Figure 10.
- (2) Disconnect a wire connector from Speaker Control P.C. Board.

#### 4-4. Removal of Volume Control P.C. Board

- (1) Remove a set of nut and washer marked " ⑬ " as shown in Figure 10.
- (2) Disconnect one wire connector from Volume Control P.C. Board.

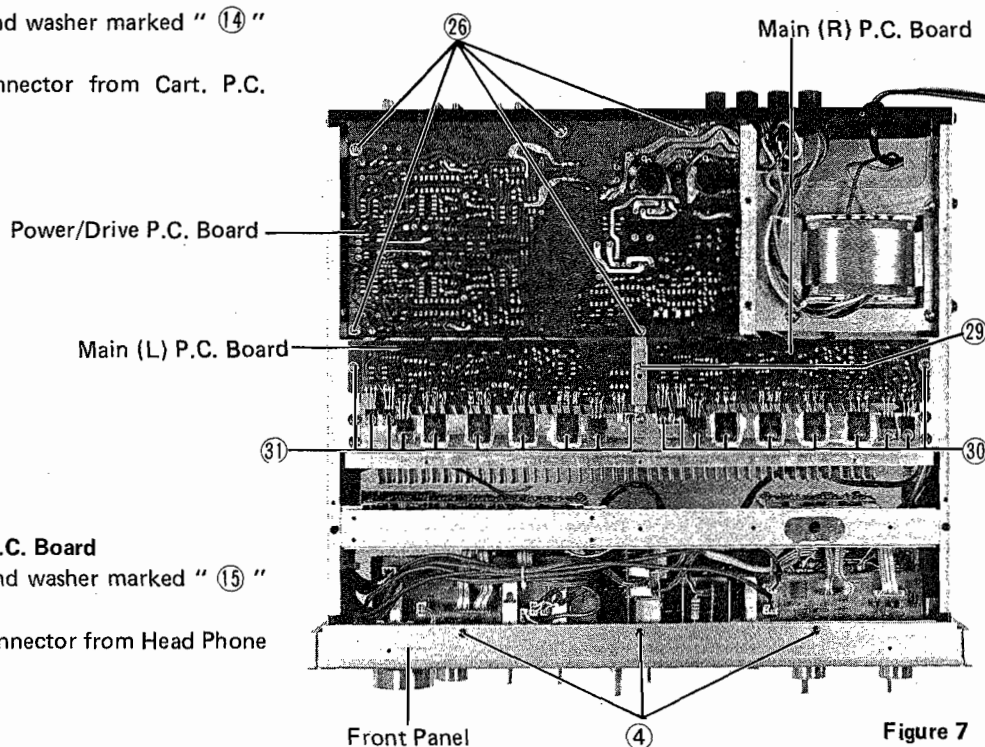


Rear Panel

Figure 6

#### 4-5. Removal of Cartridge P.C. Board

- (1) Remove a set of nut and washer marked " ⑭ " as shown in Figure 10.
- (2) Disconnect a wire connector from Cart. P.C. Board.



Front Panel

④

Figure 7

#### 4-6. Removal of Head Phone P.C. Board

- (1) Remove a set of nut and washer marked " ⑮ " as shown in Figure 10.
- (2) Disconnect one wire connector from Head Phone P.C. Board.

#### 4-7. Removal of Tone Control P.C. Board

- (1) Remove a screw marked " ⑰ " and two sets of nut and washer marked " ⑯ " as shown in Figure 10.
- (2) Disconnect two wire connectors from Tone Control P.C. Board.

#### 4-8. Removal of Select P.C. Board

- (1) Remove three screws marked " ⑱ " and a set of nut and washer marked " ⑲ " as shown in Figure 10.
- (2) Disconnect three wire connectors from Select P.C. Board.

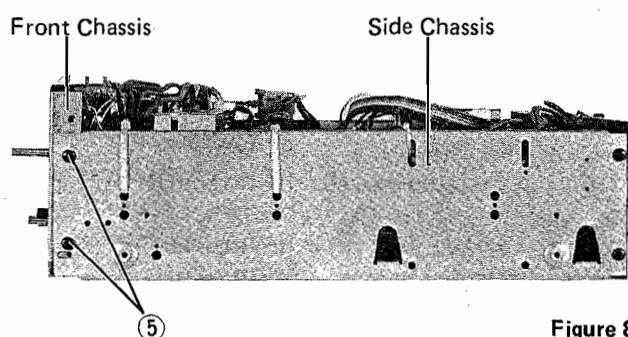


Figure 8

#### 4-9. Removal of Turnover P.C. Board

- (1) Remove two screws marked "20" as shown in Figure 10.
- (2) Disconnect three wire connectors from Turnover P.C. Board.

#### 4-10. Removal of Push Switch P.C. Board

- (1) Remove two screws marked "21" and a set of nut and washer marked "22" as shown in Figure 10.
- (2) Disconnect seven wire connectors from Push Switch P.C. Board.

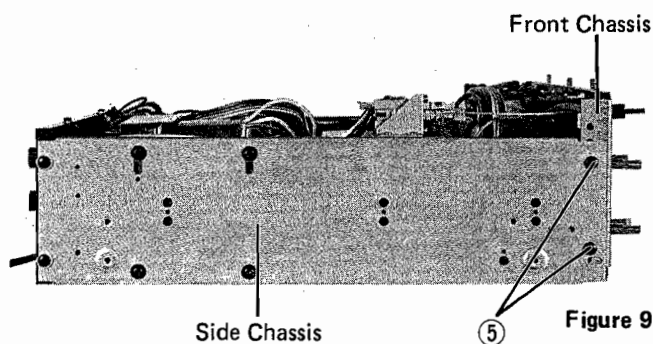


Figure 9

#### 5-1. Removal of Equalizer P.C. Board

- (1) Remove five screws marked "23" and pull out Equalizer P.C. Board cover marked "24" as shown in Figures 12 and 13.
- (2) Disconnect all wire connectors and one soldered wire from Equalizer P.C. Board.

#### 5-2. Removal of Equalizer Power P.C. Board

- (1) Remove two screws marked "25" as shown in Figures 12.
- (2) Disconnect two wire connectors from Equalizer Power P.C. Board.

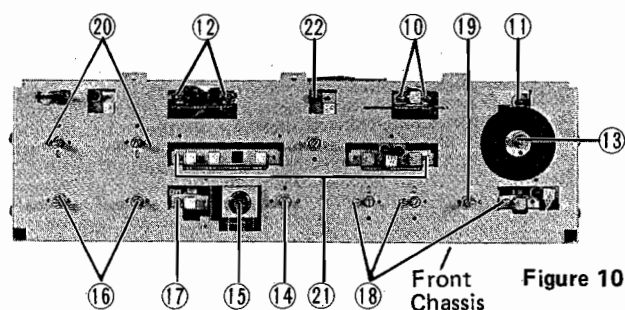


Figure 10

#### 6. Removal of Power/Drive P.C. Board

- (1) Disconnect all wire connectors from Power/Drive P.C. Board.
- (2) Remove five screws marked "26" as shown in Figure 7.
- (3) Remove fifteen soldered wires at five terminal blocks marked "27" and "28" as shown in Figure 12.

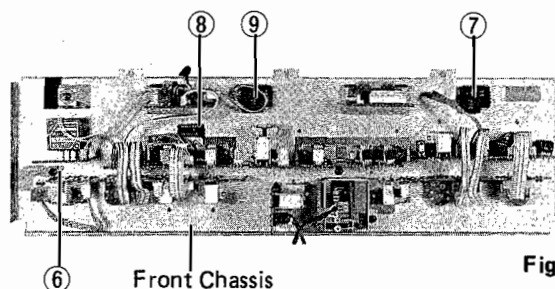


Figure 11




Figure 12

**7. Removal of Main P.C. Board (R) [or (L)]**

- (1) After removal of Power/Drive P.C. Board, remove a screw marked " 29 " as shown in Figure 7.
- (2) Remove ten screws marked " 30 " (or " 31 ") as shown in Figure 7.
- (3) Remove all wire connectors from Main P.C. Board (R) [or (L)].

**8. Removal of Speaker P.C. Board**

- (1) Remove five screws marked " 32 " as shown in Figures 12 and 14.
- (2) Remove two wire connectors from Speaker P.C. Board.
- (3) Remove three wires soldered at the terminal marked " 28 " as shown in Figure 12.

**9. Removal of Pre-Out P.C. Board**

- (1) Remove four screws marked " 33 " as shown in Figures 12 and 14.
- (2) Remove seven wires soldered at the Pre-Out P.C. Board.

**10. Removal of Rec. P.C. Board**

- (1) Remove five screws marked " 34 " as shown in Figures 12 and 14.
- (2) Remove four connectors soldered at Rec. P.C. Board.

**11. Removal of Aux P.C. Board**

- (1) Remove five screws marked " 35 " as shown in Figures 12 and 14.
- (2) Remove four connectors soldered at Aux P.C. Board.




Figure 13

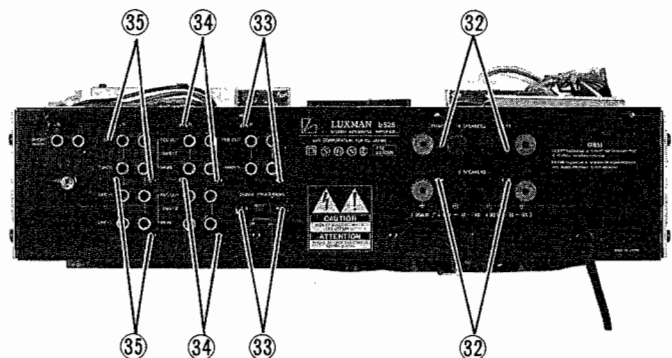


Figure 14

# Adjustment Procedures

## (1) Connection

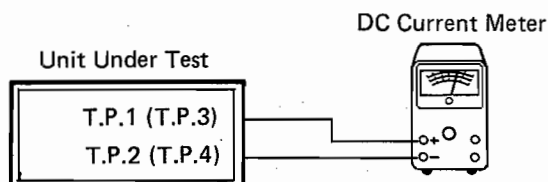


Figure 15

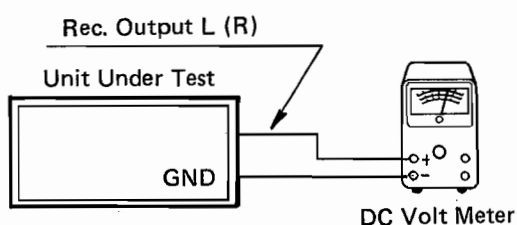


Figure 16

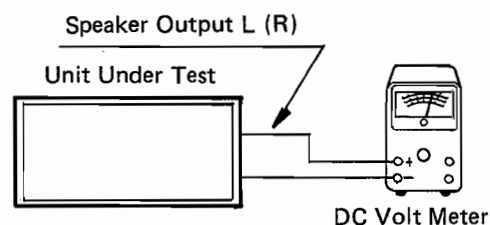
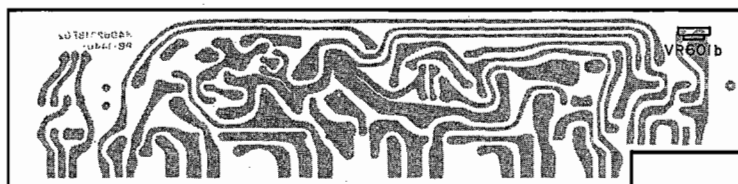


Figure 17

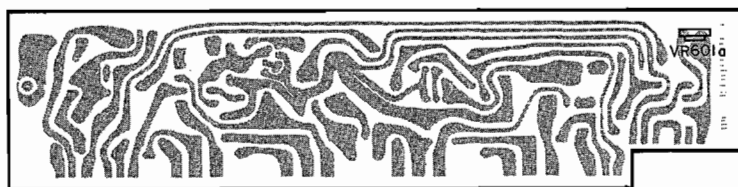
## (2) Adjustment Procedure

Step	Description	Connection	Adjustment Point	Test Point	Adjustment
1	Idling Adjustment	Figure 15	VR601a (L)	T.P.1 + T.P.2 – L	<ul style="list-style-type: none"> <li>• Speaker Terminals: Open</li> <li>• Disconnect jumper of JL (JR).</li> <li>• Adjust VR601a (VR601b) so that after 1 minute of power switch – ON, 40 ~ 45mA of value of current meter is obtained.</li> <li>• Connect jumper of JL (JR).</li> </ul>
			VR601b (R)	T.P.3 + T.P.4 – R	
2	DC Offset Adjustment	Figure 16	VR251a (L)	Rec. Out L	<ul style="list-style-type: none"> <li>• Input Selector: Phone</li> <li>• MM/MC Impedance Selector: MC 100 ohm</li> <li>• Adjust VR251a (VR251b) so that the value under 500μV of volt meter is obtained.</li> <li>• Change MM/MC Impedance Selector to MC 40 ohm and MC 300 ohm and confirm above value of volt meter is obtained. If above value of current meter is over 500μV, readjust VR251a (VR251b).</li> </ul>
			VR251b (R)	Rec. Out R	
3	Speaker Output DC Offset Confirmation	Figure 17	—	Speaker Output L (R)	<ul style="list-style-type: none"> <li>• Volume Control: Minimum</li> <li>• Confirm speaker output so that the value under 50mV of volt meter is obtained. If the value is over 50mV, check the circuit.</li> </ul>

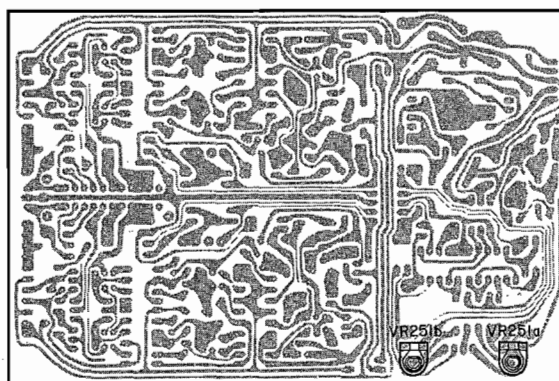
## Adjustment Location



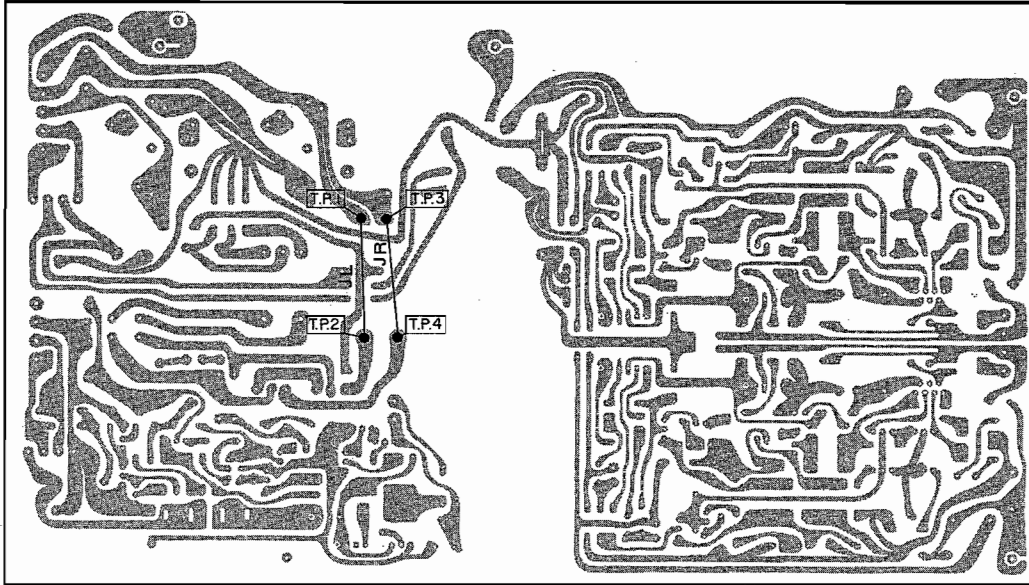
Main P.C. Board (R)



Main P.C. Board (L)

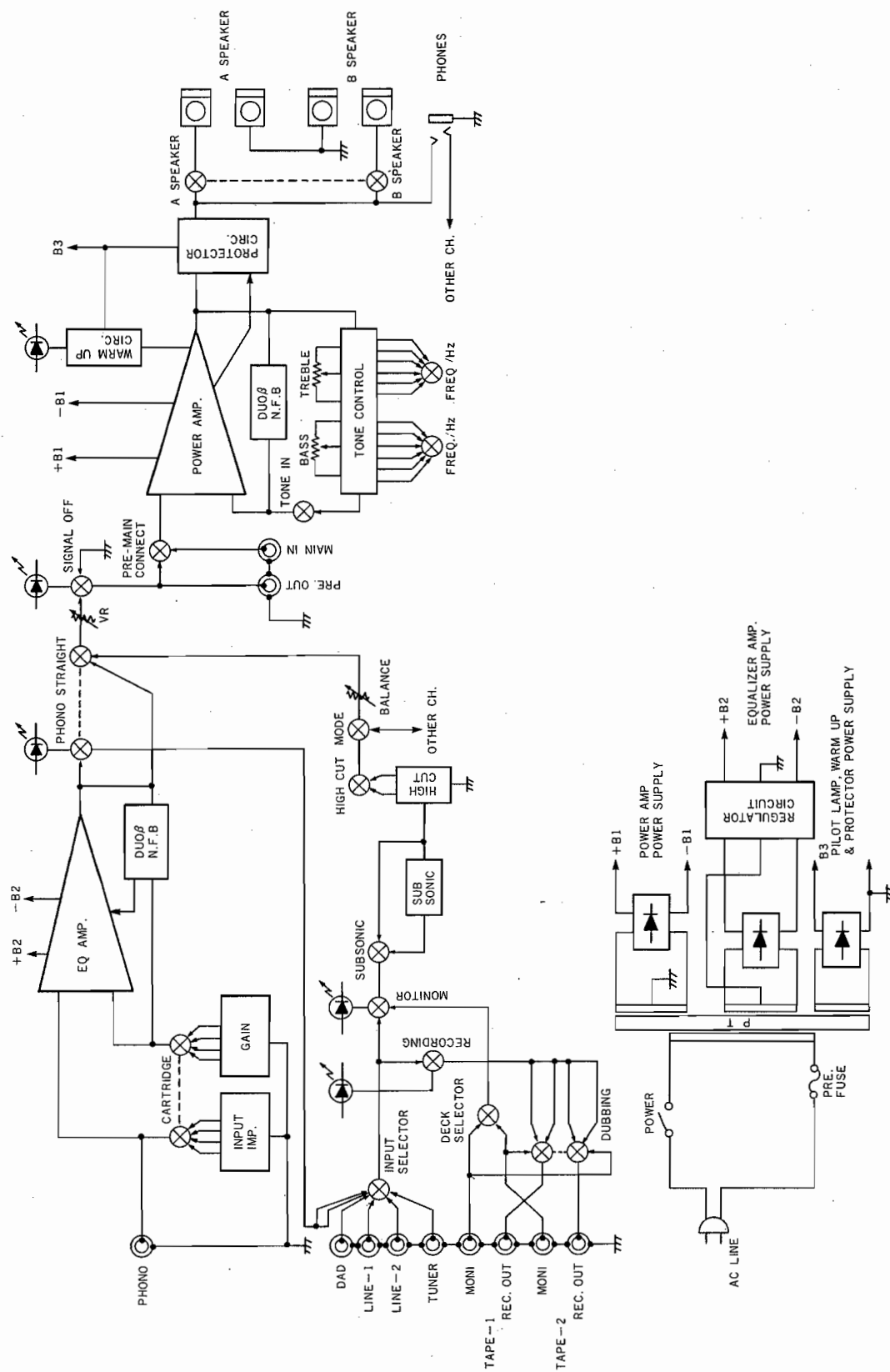


Equalizer P.C. Board



Power/Drive P.C. Board

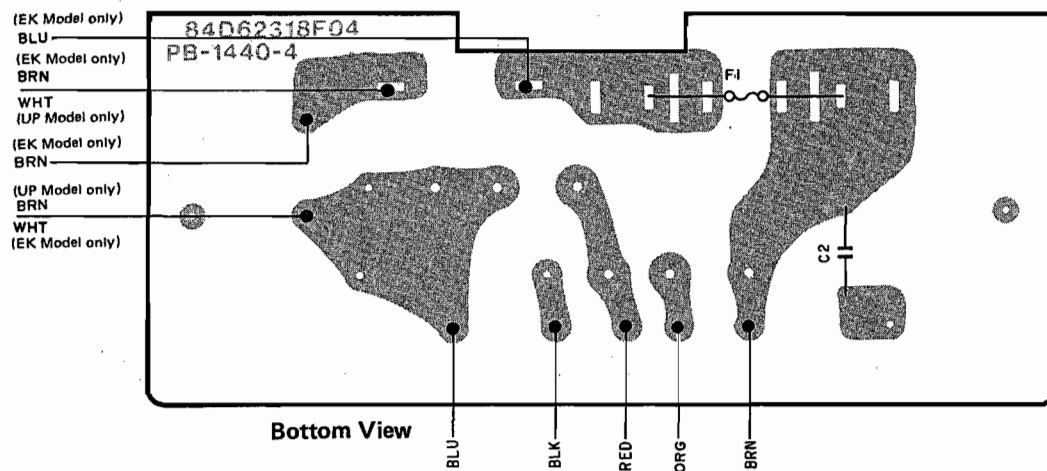
# Block Diagram



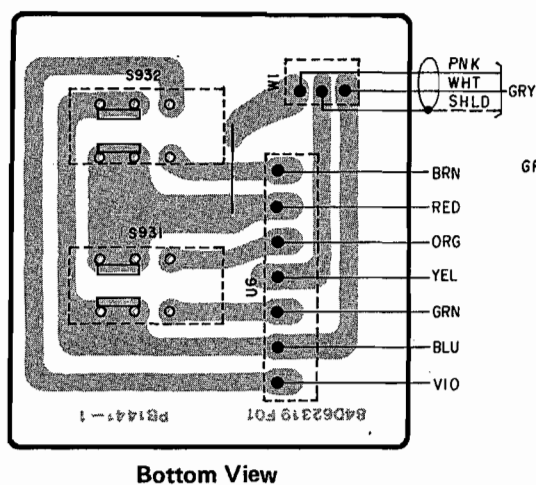


## Parts Layout on P.C. Boards

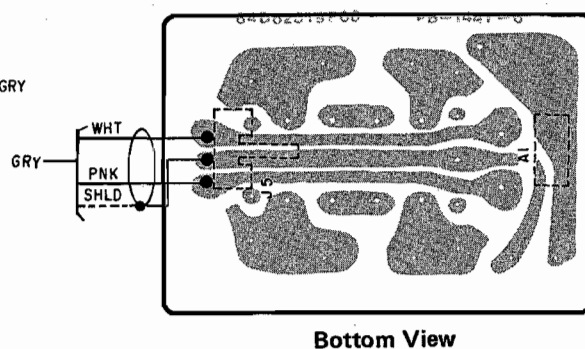
### • Power P.C. Board (UP/EK Model only)



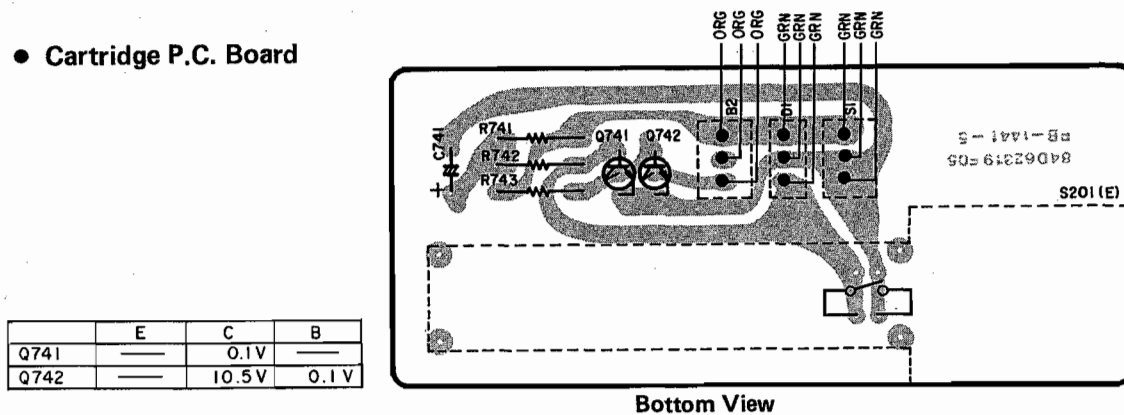
### • Speaker Control P.C. Board



### • Phono Input P.C. Board

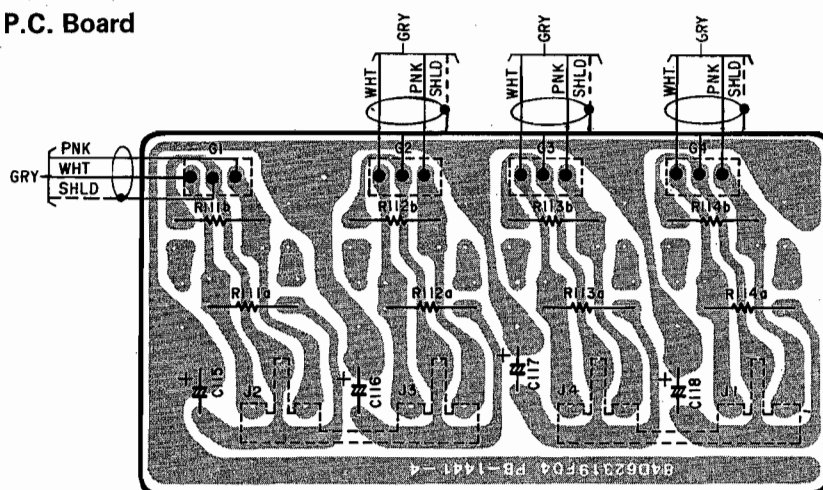


### • Cartridge P.C. Board



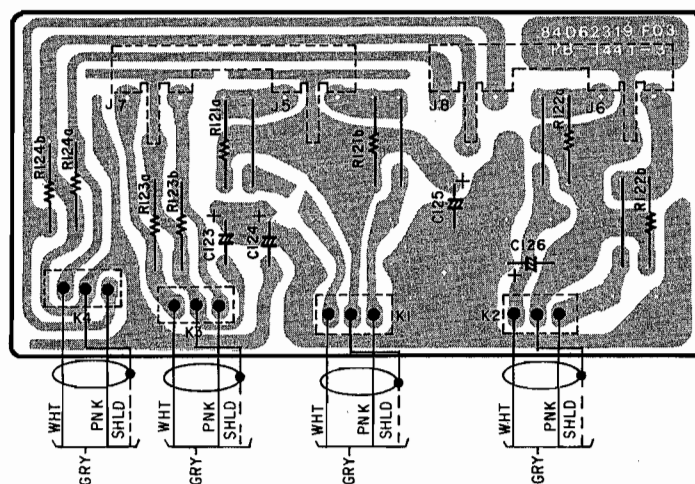
	E	C	B
Q741	—	0.1V	—
Q742	—	10.5V	0.1V

• Aux P.C. Board



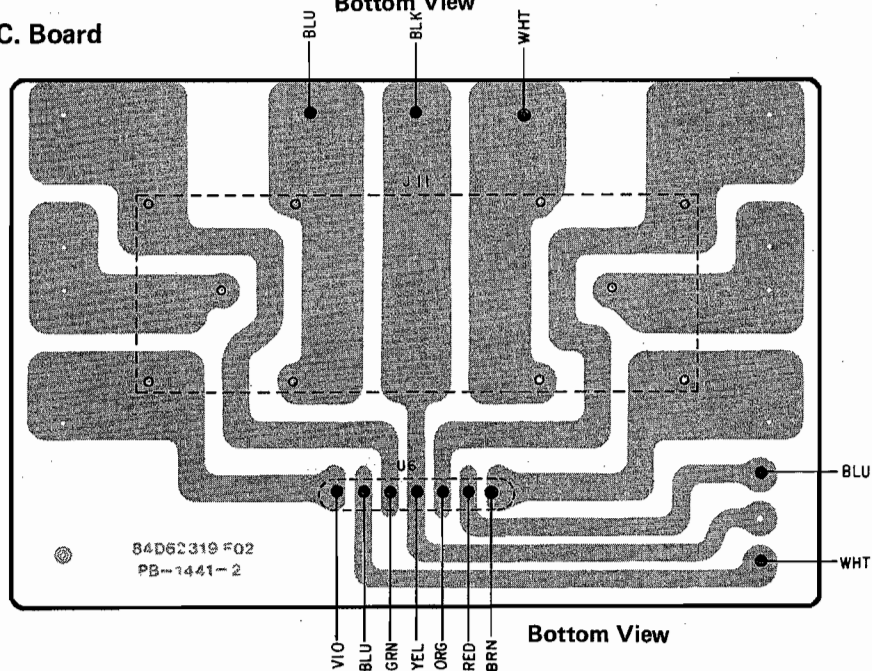
Bottom View

• Rec P.C. Board



Bottom View

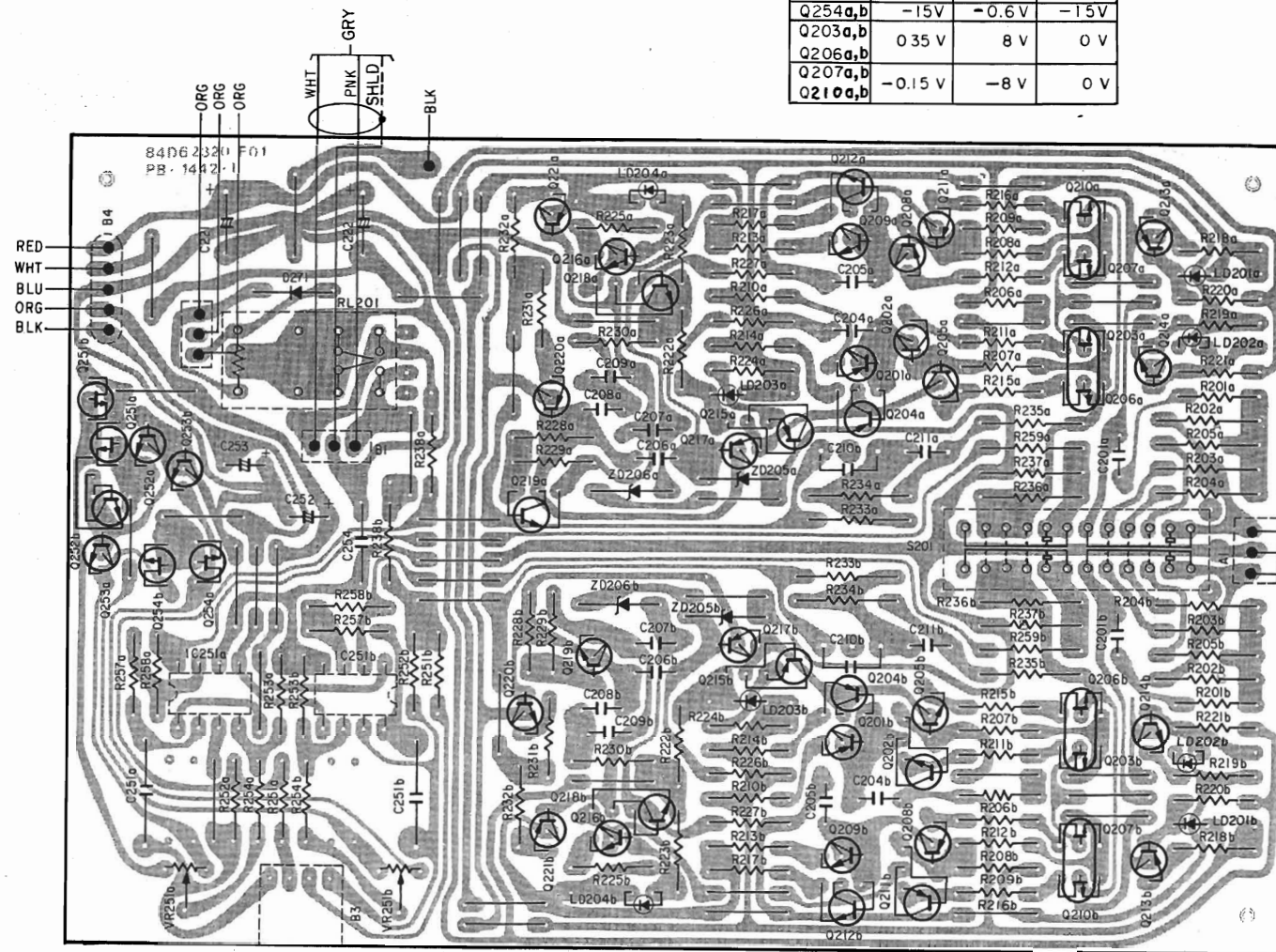
• Speaker P.C. Board



Bottom View

• Equalizer P.C. Board

	S	D	G
Q251a,b	0.6V	15V	0.6V
Q254a,b	-15V	-0.6V	-15V
Q203a,b	0.35V	8V	0V
Q206a,b			
Q207a,b	-0.15V	-8V	0V
Q210a,b			

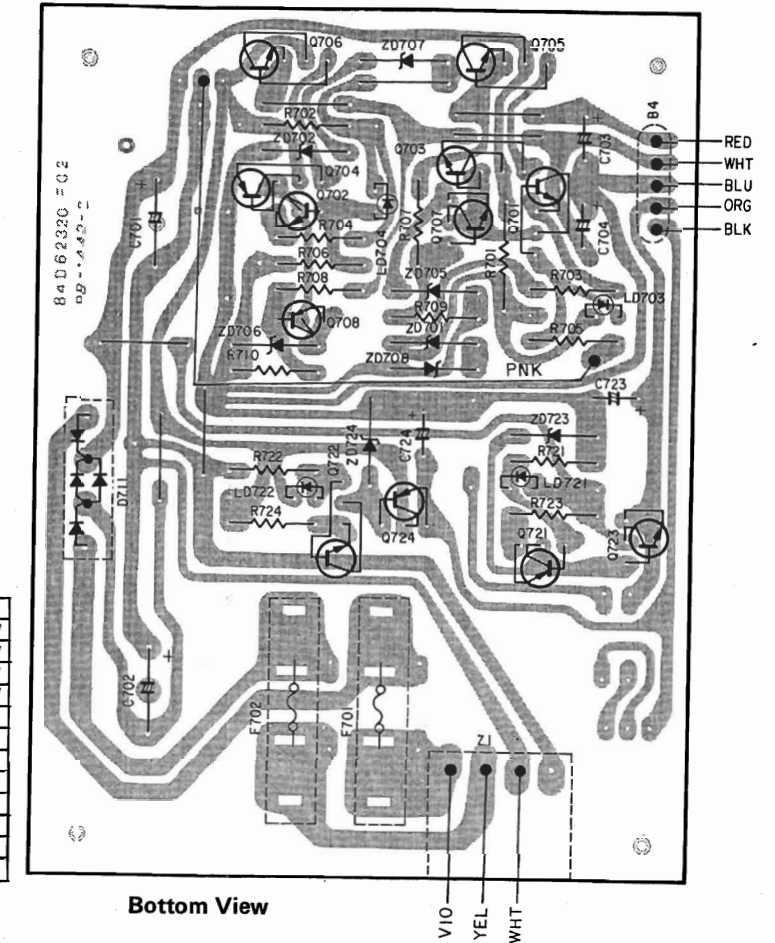


Bottom View

	E	C	B
Q201a,b	28.6V	28V	
Q202a,b	8.3V	28V	8.9V
Q204a,b	28.6V	2.5V	
Q205a,b	8.3V	2.5V	8.9V
Q208a,b	-8.1V	-28V	-8.7V
Q209a,b	-28.6V	-28V	-28V
Q211a,b		-25V	-8.7V
Q212a,b	-28.6V	-25V	-28V
Q213a,b	28.5V	-0.15V	-27.9V
Q214a,b	-28.5V	0.35V	-27.9V
Q215a,b	28.5V	25V	27.9V
Q216a,b	-28.5V	-25V	-27.9V
Q217a,b	25V	0.75V	25.6V
Q218a,b	-25V	-0.75V	-24.4V
Q219a,b	-0.75V	0.75V	-0.13V
Q220a,b	0.17V	30V	0.75V
Q221a,b	-0.17V	-30V	-0.75V
Q252a,b	0.6V	0V	0V
Q253a,b	-0.6V	0V	0V

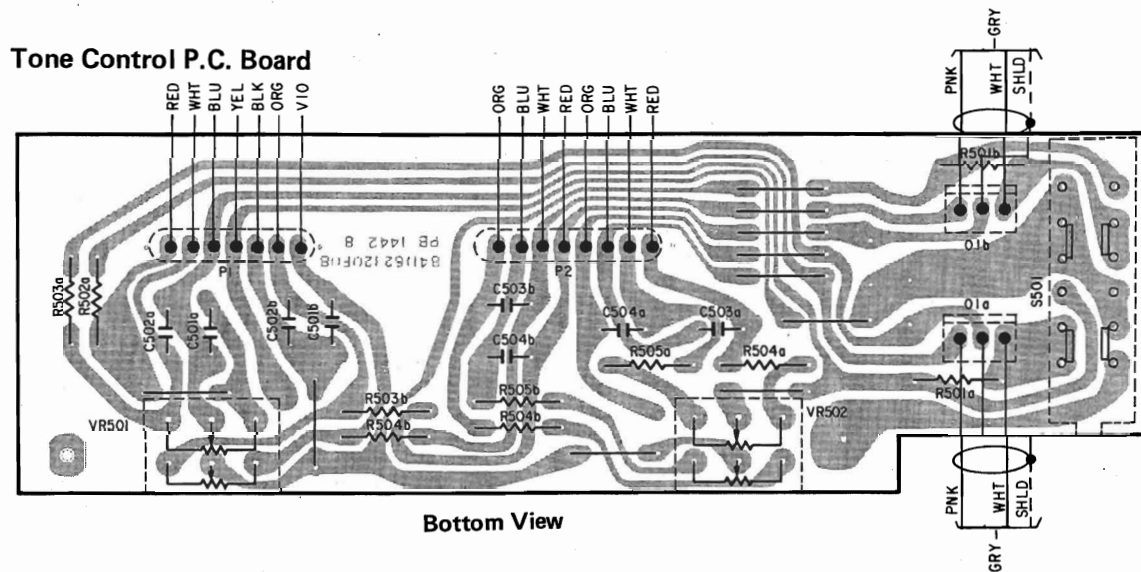
	E	C	B
Q701	33V	31.2V	32.4V
Q702	-33V	-31.2V	-32.4V
Q703	30.6V		31.2V
Q704			31.2V
Q705	30V		30.6V
Q706	-30V		
Q707	11V	31.2V	11.6V
Q708	-11V	-31.2V	-11.6V
Q721	43V	15V	42.4V
Q722	-43V	-15V	-42.4V
Q723	14.5V	4.4V	15V
Q724	-14.5V	-4.4V	-15V

• Equalizer Power P.C. Board



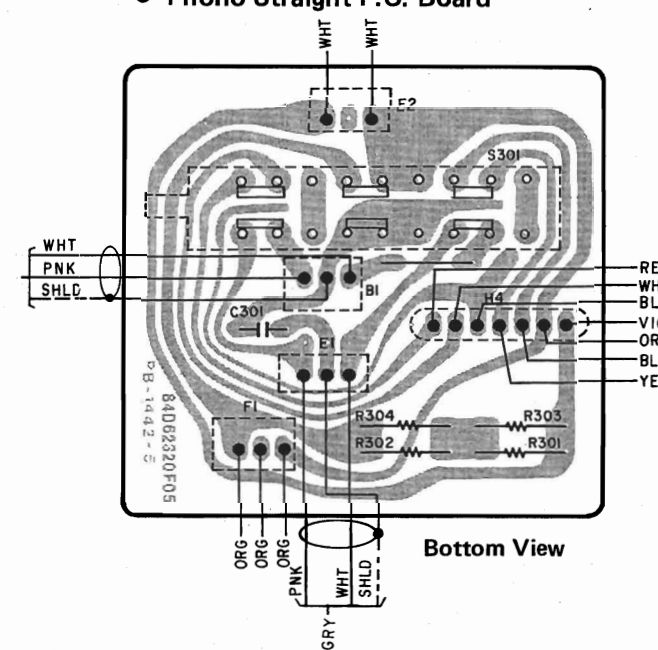
Bottom View

• Tone Control P.C. Board



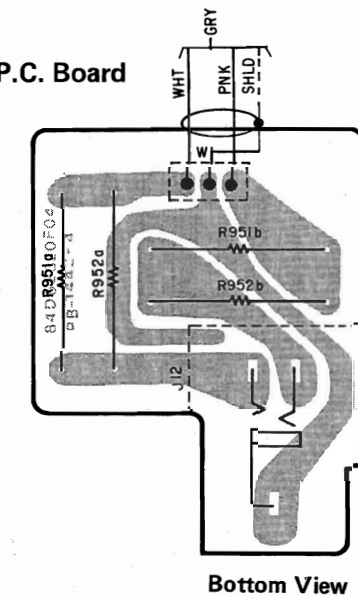
Bottom View

• Phono Straight P.C. Board



Bottom View

• Headphone P.C. Board



Bottom View

A vertical number line with tick marks and numbers 1 through 9.



1



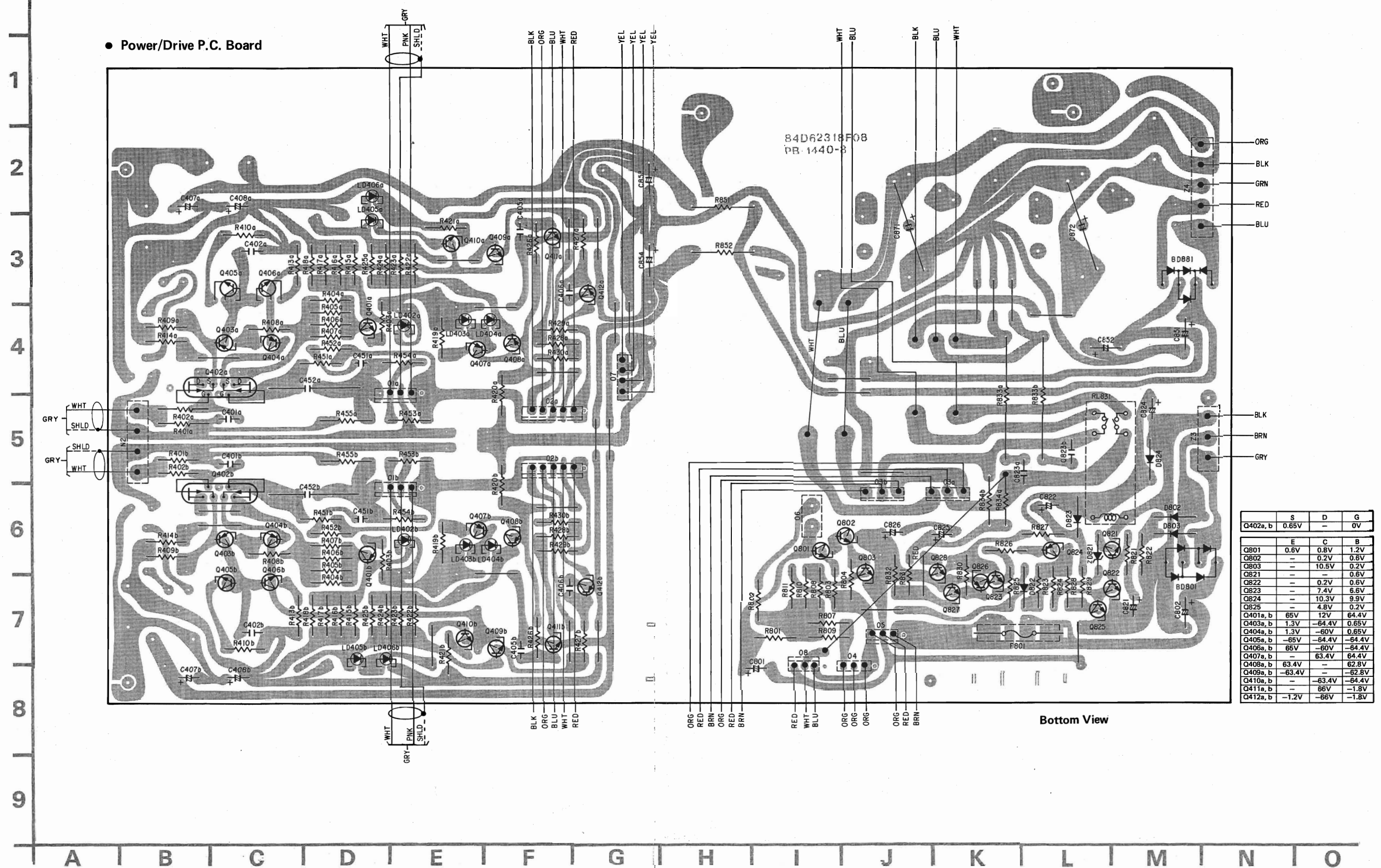
1





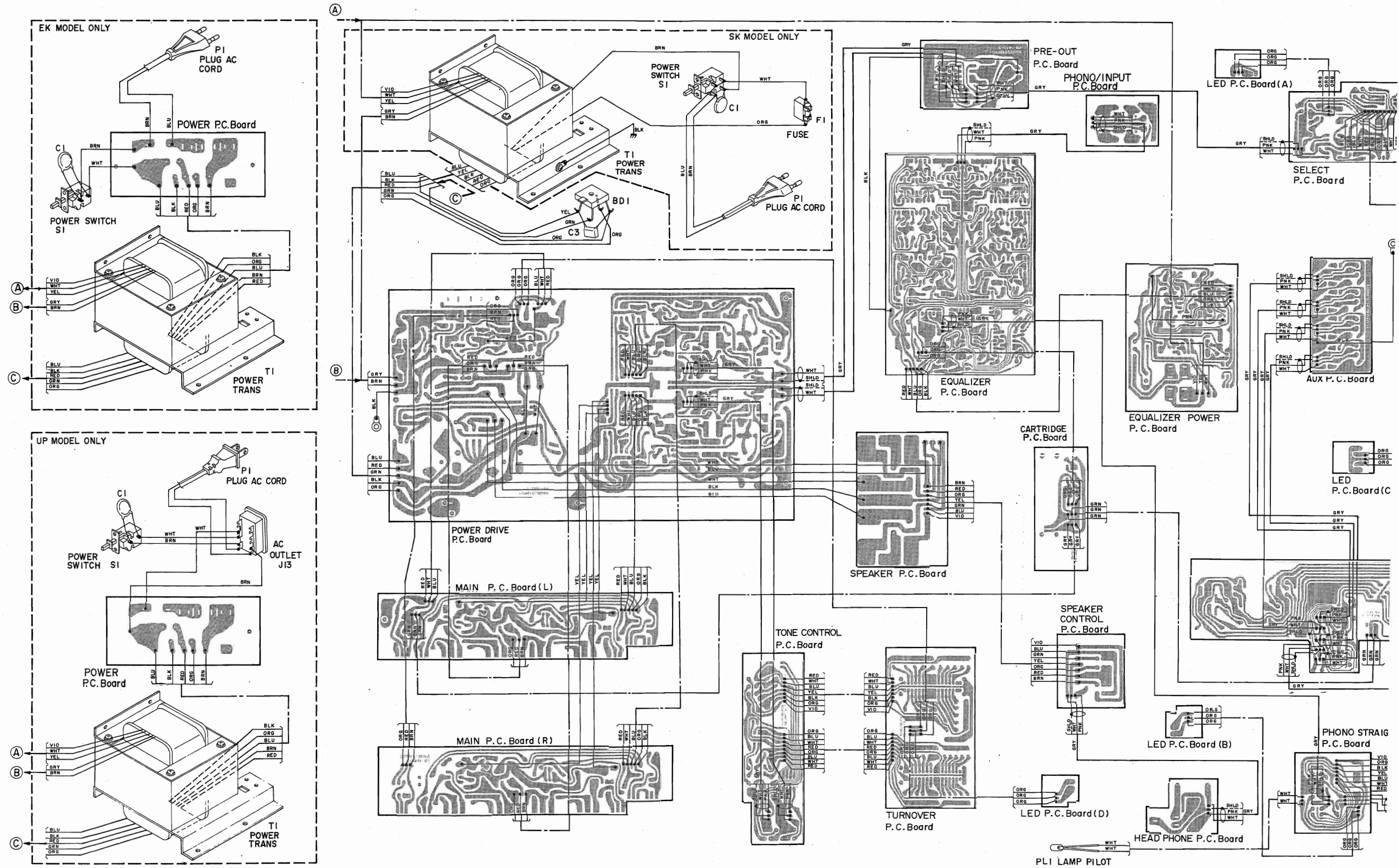


## ● Power/Drive P.C. Board

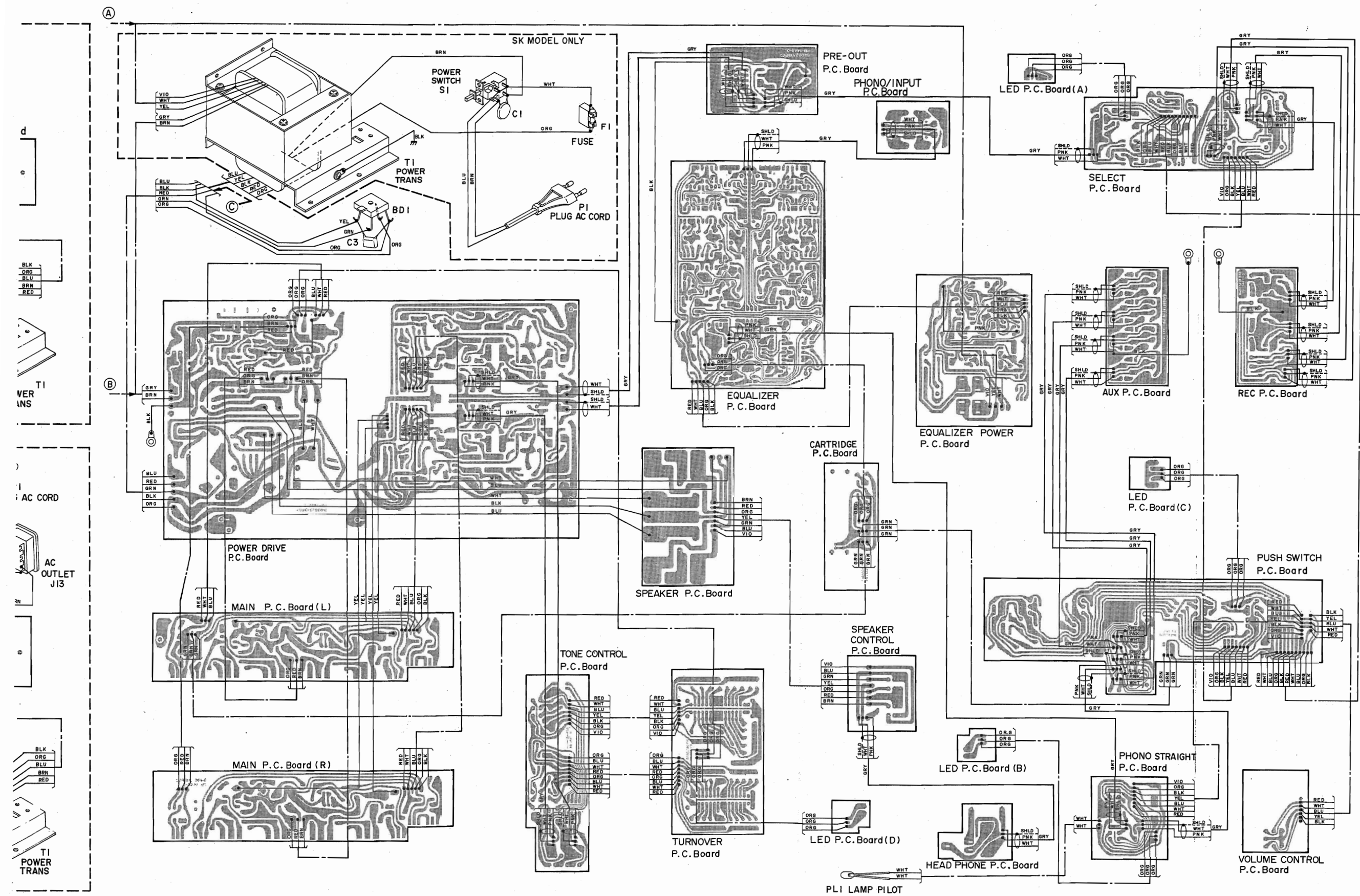


Bottom View

Wiring Diagram

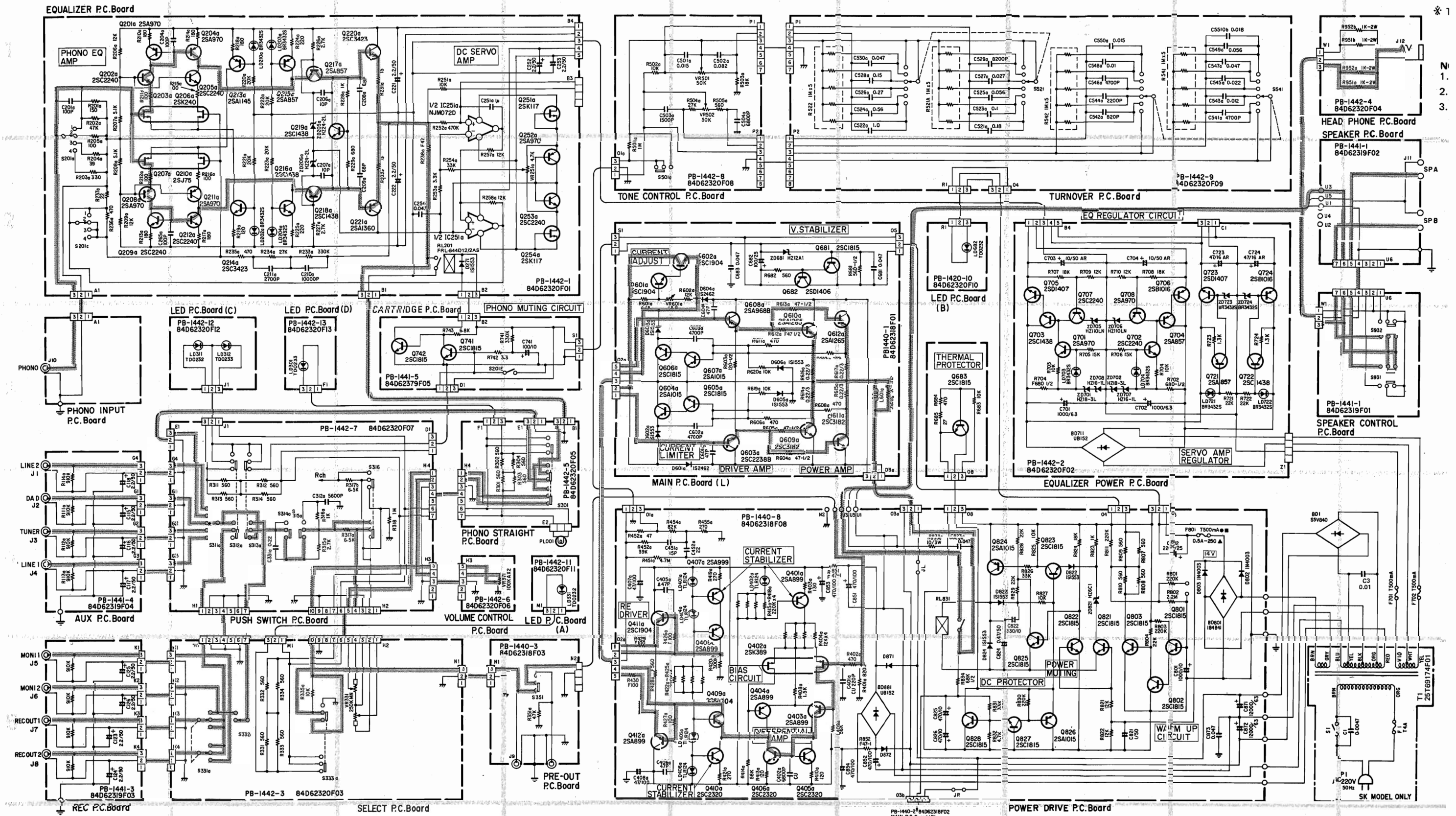


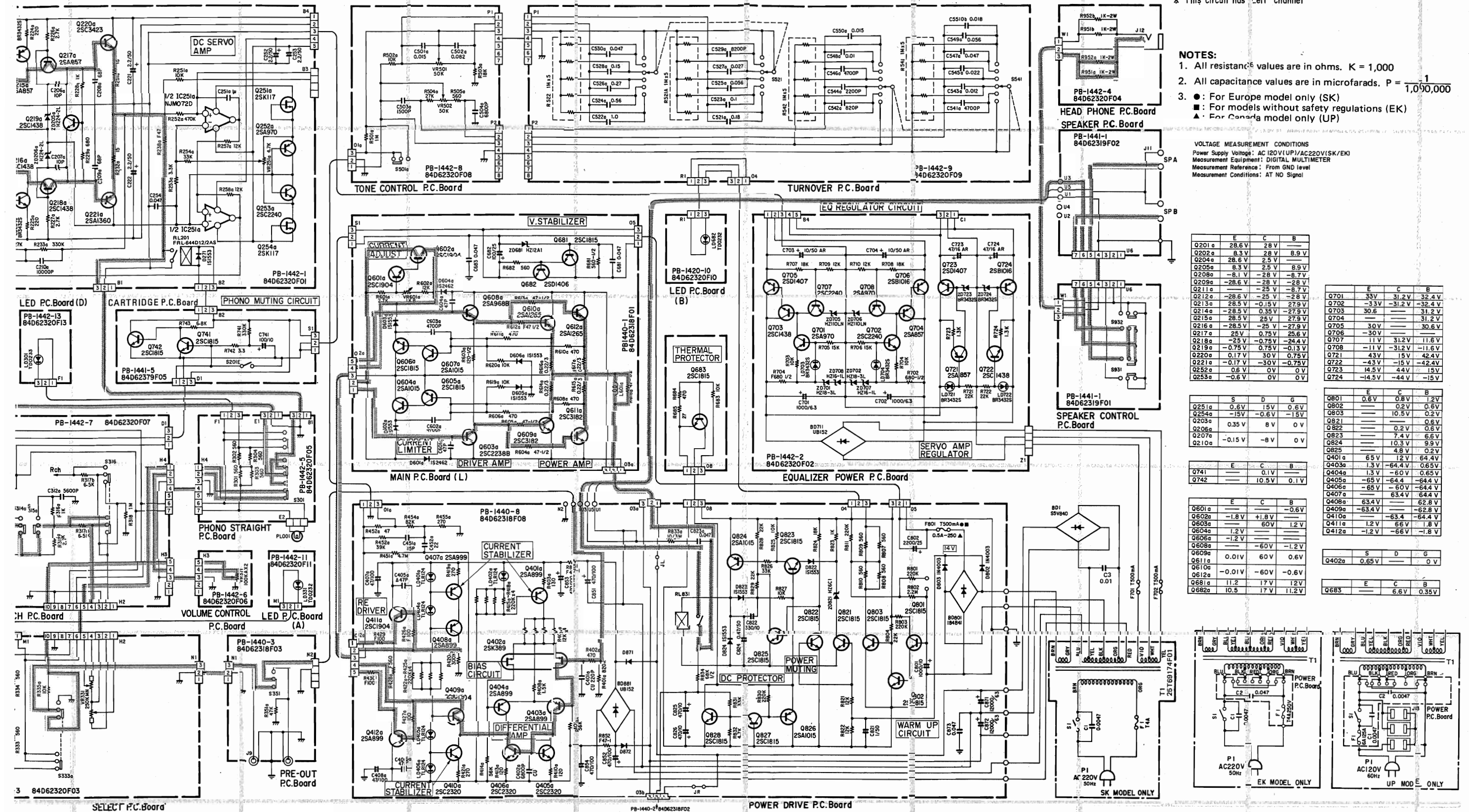






## Schematic Diagram





# Electrical Parts List

Resistors (Carbon resistors under 1/4 Watts are not mentioned in the parts list, please confirm them by schematic diagram.)  
uF = microfarads, pF = picofarads

Symbol No.	Part No.	Description
<b>Equalizer P.C. Board</b>		
<b>IC's</b>		
IC251A	51T52144F01	NJM072D
IC251B	51T52144F01	NJM072D
<b>Transistors</b>		
Q201A	48T53299F01	2SA970
Q201B	48T53299F01	2SA970
Q202A	48T53301F01	2SC2240-BL
Q202B	48T53301F01	2SC2240-BL
Q203A	48T60558F03	FET, 2SK240-BL, V
Q203B	48T60558F03	FET, 2SK240-BL, V
Q204A	48T53299F01	2SA970
Q204B	48T53299F01	2SA970
Q205A	48T53301F01	2SC2240-BL
Q205B	48T53301F01	2SC2240-BL
Q206A	48T60558F03	FET, 2SK240-BL, V
Q206B	48T60558F03	FET, 2SK240-BL, V
Q207A	48T62284F01	FET, 2SJ75-BL, V
Q207B	48T62284F01	FET, 2SJ75-BL, V
Q208A	48T53299F01	2SA970
Q208B	48T53299F01	2SA970
Q209A	48T53301F01	2SC2240-BL
Q209B	48T53301F01	2SC2240-BL
Q210A	48T62284F01	FET, 2SJ75-BL, V
Q210B	48T62284F01	FET, 2SJ75-BL, V
Q211A	48T53299F01	2SA970
Q211B	48T53299F01	2SA970
Q212A	48T53301F01	2SC2240-BL
Q212B	48T53301F01	2SC2240-BL
Q213A	48T64375F01	2SA1360-O, Y
Q213B	48T64375F01	2SA1360-O, Y
Q214A	48T64376F01	2SC3423-O, Y
Q214B	48T64376F01	2SC3423-O, Y
Q215A	48T62130F02	2SA857B
Q215B	48T62130F02	2SA857B
Q216A	48T62131F02	2SC1438B
Q216B	48T62131F02	2SC1438B
Q217A	48T62130F02	2SA857B
Q217B	48T62130F02	2SA857B
Q218A	48T62131F02	2SC1438B
Q218B	48T62131F02	2SC1438B

Symbol No.	Part No.	Description
Q219A	48T62131F02	2SC1438B
Q219B	48T62131F02	2SC1438B
Q220A	48T64376F01	2SC3423-O, Y
Q220B	48T64376F01	2SC3423-O, Y
Q221A	48T64375F01	2SA1360-O, Y
Q221B	48T64375F01	2SA1360-O, Y
Q251A	48S47729F03	FET, 2SK117Y
Q251B	48S47729F03	FET, 2SK117Y
Q252A	48T53299F01	2SA970
Q252B	48T53299F01	2SA970
Q253A	48T53301F01	2SC2240-BL
Q253B	48T53301F01	2SC2240-BL
Q254A	48S47729F03	FET, 2SK117Y
Q254B	48S47729F03	FET, 2SK117Y
<b>Diodes/LEDs</b>		
D271	48T51117F01	1S1553
LD201A	48T52953F01	LED, BR3432S (RED)
LD201B	48T52953F01	LED, BR3432S (RED)
LD202A	48T52953F01	LED, BR3432S (RED)
LD202B	48T52953F01	LED, BR3432S (RED)
LD203A	48T52953F01	LED, BR3432S (RED)
LD203B	48T52953F01	LED, BR3432S (RED)
LD204A	48T52953F01	LED, BR3432S (RED)
LD204B	48T52953F01	LED, BR3432S (RED)
ZD205A	48T52741F62	Zener, HZ24-2L
or	48T52741F63	Zener, HZ24-3L
ZD205B	48T52741F62	Zener, HZ24-2L
or	48T52741F63	Zener, HZ24-3L
ZD206A	48T52741F62	Zener, HZ24-2L
or	48T52741F63	Zener, HZ24-3L
ZD206B	48T52741F62	Zener, HZ24-2L
or	48T52741F63	Zener, HZ24-3L
<b>Relay</b>		
RL201	80T61676F01	FRL-644D12/2AS
<b>Switch</b>		
S201	40T56475F01	Slide, SSR244S

Symbol No.	Part No.	Description
<b>Capacitors</b>		
C201A	08T61630F18	Polyethylene 100 pF
C201B	08T61630F18	Polyethylene 100 pF
C204A	08T61630F18	Polyethylene 100 pF
C204B	08T61630F18	Polyethylene 100 pF
C205A	08T61630F18	Polyethylene 100 pF
C205B	08T61630F18	Polyethylene 100 pF
C206A	08T61642F06	Mica 10 pF
C206B	08T61642F06	Mica 10 pF
C207A	08T61642F06	Mica 10 pF
C207B	08T61642F06	Mica 10 pF
C208A	08T61642F24	Mica 68 pF
C208B	08T61642F24	Mica 68 pF
C209A	08T61642F24	Mica 68 pF
C209B	08T61642F24	Mica 68 pF
C210A	08T61630F66	Polyethylene 0.01 uF
C210B	08T61630F66	Polyethylene 0.01 uF
C211A	08T61630F52	Polyethylene 2700 pF
C211B	08T61630F52	Polyethylene 2700 pF
C221	23S41198U05	Electrolytic 2.2 uF/50V
C222	23S41198U05	Electrolytic 2.2 uF/50V
C251A	08T00019L06	UA 2D 1 uF
C251B	08T00019L06	UA 2D 1 uF
C252	23S41198U05	Electrolytic 2.2 uF/50V
C253	23S41198U05	Electrolytic 2.2 uF/50V
C254	08T00015L33	Polypropylene Film 0.047 uF
<b>Resistors</b>		
R201A	06T68384F53	Carbon Film 150 ohm 1/3W
R201B	06T68384F53	Carbon Film 150 ohm 1/3W
R202A	06T00014L06	FTR 47K ohm 1/3W
R202B	06T00014L06	FTR 47K ohm 1/3W
R203A	06T00013L53	FTR 330 ohm 1/3W
R203B	06T00013L53	FTR 330 ohm 1/3W
R204A	06T00013L31	FTR 39 ohm 1/3W
R204B	06T00013L31	FTR 39 ohm 1/3W
R205A	06T00013L41	FTR 100 ohm 1/3W
R205B	06T00013L41	FTR 100 ohm 1/3W
R206A	06T68384F98	Carbon Film 12K ohm 1/3W
R206B	06T68384F98	Carbon Film 12K ohm 1/3W

Symbol No.	Part No.	Description
R207A	06T68384F89	Carbon Film 5.1K ohm 1/3W
R207B	06T68384F89	Carbon Film 5.1K ohm 1/3W
R208A	06T68384F89	Carbon Film 5.1K ohm 1/3W
R208B	06T68384F89	Carbon Film 5.1K ohm 1/3W
R209A	06T68384F98	Carbon Film 12K ohm 1/3W
R209B	06T68384F98	Carbon Film 12K ohm 1/3W
R220A	06T68385F01	Carbon Film 15K ohm 1/3W
R220B	06T68385F01	Carbon Film 15K ohm 1/3W
R221A	06T68385F01	Carbon Film 15K ohm 1/3W
R221B	06T68385F01	Carbon Film 15K ohm 1/3W
R222A	06T68385F04	Carbon Film 20K ohm 1/3W
R222B	06T68385F04	Carbon Film 20K ohm 1/3W
R223A	06T68385F04	Carbon Film 20K ohm 1/3W
R223B	06T68385F04	Carbon Film 20K ohm 1/3W
R226A	06T68384F82	Carbon Film 2.7K ohm 1/3W
R226B	06T68384F82	Carbon Film 2.7K ohm 1/3W
R227A	06T68384F82	Carbon Film 2.7K ohm 1/3W
R227B	06T68384F82	Carbon Film 2.7K ohm 1/3W
R228A	06T68384F72	Carbon Film 1K ohm 1/3W
R228B	06T68384F72	Carbon Film 1K ohm 1/3W
R229A	06T68384F68	Carbon Film 68 ohm 1/3W
R229B	06T68384F68	Carbon Film 68 ohm 1/3W
R230A	06T68384F49	Carbon Film 100 ohm 1/3W
R230B	06T68384F49	Carbon Film 100 ohm 1/3W
R231A	06T00013L21	FTR 15 ohm 1/3W
R231B	06T00013L21	FTR 15 ohm 1/3W
R232A	06T00013L21	FTR 15 ohm 1/3W
R232B	06T00013L21	FTR 15 ohm 1/3W
R233A	06T00014L26	FTR 330K ohm 1/3W
R233B	06T00014L26	FTR 330K ohm 1/3W
R234A	06T00013L99	FTR 27K ohm 1/3W
R234B	06T00013L99	FTR 27K ohm 1/3W
R235A	06T00013L57	FTR 470 ohm 1/3W
R235B	06T00013L57	FTR 470 ohm 1/3W
R236A	06T00013L57	FTR 470 ohm 1/3W
R236B	06T00013L57	FTR 470 ohm 1/3W
R237A	06T00013L25	FTR 22 ohm 1/3W
R237B	06T00013L25	FTR 22 ohm 1/3W
R238A	06T00013L33	FTR 47 ohm 1/3W
R238B	06T00013L33	FTR 47 ohm 1/3W
R251A	06T68384F96	Carbon Film 10K ohm 1/3W
R251B	06T68384F96	Carbon Film 10K ohm 1/3W



Symbol No.	Part No.	Description
R252A	06T68385F37	Carbon Film 430K ohm 1/3W
R252B	06T68385F37	Carbon Film 430K ohm 1/3W
R253A	06T68384F84	Carbon Film 3.3K ohm 1/3W
R253B	06T68384F84	Carbon Film 3.3K ohm 1/3W
R254A	06T68384F84	Carbon Film 3.3K ohm 1/3W
R254B	06T68384F84	Carbon Film 3.3K ohm 1/3W
R257A	06T68384F98	Carbon Film 12K ohm 1/3W
R257B	06T68384F98	Carbon Film 12K ohm 1/3W
R258A	06T68384F98	Carbon Film 12K ohm 1/3W
R258B	06T68384F98	Carbon Film 12K ohm 1/3W
R259A	06T00013L71	FTR 1.8K ohm 1/3W
R259B	06T00013L71	FTR 1.8K ohm 1/3W
VR251A	18T43733P01	Variable 4.7K ohm 1/2W
VR251B	18T43733P01	Variable 4.7K ohm 1/2W
<b>Phono Straight P.C. Board</b>		
<b>Switch</b>		
S301	40T61983F03	Push, SFU12
<b>Capacitor</b>		
C301	08T57851F13	TF 0.1 uF
<b>Resistors</b>		
R301	06T68384F66	Carbon Film 560 ohm
R302	06T68384F66	Carbon Film 560 ohm
R303	06T68384F66	Carbon Film 560 ohm
R304	06T68384F66	Carbon Film 560 ohm
<b>Push Switch P.C. Board</b>		
<b>Switches</b>		
S311	40T61976F02	SRZW045S
S312	40T61987F01	Push, SUL121A
S313	40T61987F01	Push, SUL121A
S314	40T61985F01	Push, SUL331A
S315	40T61985F01	Push, SUL331A
S316	40T61985F01	Push, SUL331A

Symbol No.	Part No.	Description
<b>Capacitors</b>		
C311A	08T57851F17	TF 0.22 uF
C311B	08T57851F17	TF 0.22 uF
C312A	08T57705F65	Mylar 0.0068 uF
C312B	08T57705F65	Mylar 0.0068 uF
<b>Resistors</b>		
R311	06T68384F66	Carbon Film 560 ohm
R312	06T68384F66	Carbon Film 560 ohm
R313	06T68384F66	Carbon Film 560 ohm
R314	06T68384F66	Carbon Film 560 ohm
R315A	06T68384F82	Carbon Film 2.7K ohm
R315B	06T68384F82	Carbon Film 2.7K ohm
R316A	06T00014L38	FTR 1M ohm 1/3W
R316B	06T00014L38	FTR 1M ohm 1/3W
R317A	06T68384F92	Carbon Film 6.8K ohm
R317B	06T68384F92	Carbon Film 6.8K ohm
R318	06T00014L38	FTR 1M ohm 1/3W
<b>Select P.C. Board</b>		
<b>Switches</b>		
S331	40T62280F01	Rotary Slide SRZS 043N
S332	40T62279F01	Rotary Slide SRZS 043N
S333	40T61990F01	Push, SUL122A
<b>Resistors</b>		
R331	06T68384F66	Carbon Film 560 ohm
R332	06T68384F66	Carbon Film 560 ohm
R333	06T68384F66	Carbon Film 560 ohm
R334	06T68384F66	Carbon Film 560 ohm
R335A	06T68384F96	Carbon Film 10K ohm
R335B	06T68384F96	Carbon Film 10K ohm
VR331	18T61961F01	Volume, K162A-250K

Symbol No.	Part No.	Description
<b>Power Drive P.C. Board</b>		
<b>Transistors</b>		
Q401A	48T56657F01	2SA899-B, V
Q401B	48T56657F01	2SA899-B, V
Q402A	48T61719F01	FET, 2SK389-BL
Q402B	48T61719F01	FET, 2SK389-BL
Q403A	48T56657F01	2SA899-B, V
Q403B	48T56657F01	2SA899-B, V
Q404A	48T56657F01	2SA899-B, V
Q404B	48T56657F01	2SA899-B, V
Q405A	48T45275F01	2SC2320-L, E
Q405B	48T45275F01	2SC2320-L, E
Q406A	48T45275F01	2SC2320-L, E
Q406B	48T45275F01	2SC2320-L, E
Q407A	48Q56520F02	2SA999-E
Q407B	48Q56520F02	2SA999-E
Q408A	48T56657F01	2SA899-B, V
Q408B	48T56657F01	2SA899-B, V
Q409A	48T56658F01	2SC1904-B, V
Q409B	48T56658F01	2SC1904-B, V
Q410A	48T45275F01	2SC2320-L, E
Q410B	48T45275F01	2SC2320-L, E
Q411A	48T56658F01	2SC1904-B, V
Q411B	48T56658F01	2SC1904-B, V
Q412A	48T56657F01	2SA899-B, V
Q412B	48T56657F01	2SA899-B, V
Q801	48S43525F02	2SC1815-Y
Q802	48S43525F02	2SC1815-Y
Q803	48S43525F02	2SC1815-Y
Q821	48S43525F02	2SC1815-Y
Q822	48S43525F02	2SC1815-Y
Q823	48S43525F02	2SC1815-Y
Q824	48T51118F01	2SA1015-Y
Q825	48S43525F02	2SC1815-Y
Q826	48T51118F01	2SA1015-Y
Q827	48S43525F02	2SC1815-Y
Q828	48S43525F02	2SC1815-Y

Symbol No.	Part No.	Description
<b>Diodes/LEDs</b>		
D802	48S40477U01	1N4003
D803	48S40477U01	1N4003
D822	48T71195F01	1S1553
D823	48T71195F01	1S1553
D824	48T71195F01	1S1553
BD801	48T61415F01	Bridge, 1B4B41
BD881	48T62282F01	Bridge, UB152
LD402A	48T40955T01	LED, TLR124 (RED)
LD402B	48T40955T01	LED, TLR124 (RED)
LD403A	48T40955T01	LED, TLR124 (RED)
LD403B	48T40955T01	LED, TLR124 (RED)
LD404A	48T40955T01	LED, TLR124 (RED)
LD404B	48T40955T01	LED, TLR124 (RED)
LD405A	48T40955T01	LED, TLR124 (RED)
LD405B	48T40955T01	LED, TLR124 (RED)
LD406A	48T40955T01	LED, TLR124 (RED)
LD406B	48T40955T01	LED, TLR124 (RED)
ZD821	48T52739F40	Zener, HZ6C-1
<b>Relay</b>		
RL831	80T70844F01	G5R-2232P-12V
<b>Fuses</b>		
F801	● 65T42077U13	SEMKO T-500mA
F801	■ 65T57086F01	SEMKO 0.5A-250V
F801	▲	
<b>Capacitors</b>		
C401A	08T61630F26	Polyethylene 220 pF
C401B	08T61630F26	Polyethylene 220 pF
C402A	08T61630F42	Polyethylene 1000 pF
C402B	08T61630F42	Polyethylene 1000 pF
C405A	08T61642F20	Mica 47 pF
C405B	08T61642F20	Mica 47 pF

**NOTE** ● : For Europe model only (SK)  
 ■ : For models without safety regulations (EK)  
 ▲ : For Canada model only (UP)  
 Others: Common

Symbol No.	Part No.	Description
C406A	08T61642F20	Mica 47 pF
C406B	08T61642F20	Mica 47 pF
C407A	23S41198U32	Electrolytic 47 uF/100V
C407B	23S41198U32	Electrolytic 47 uF/100V
C408A	23S41198U32	Electrolytic 47 uF/100V
C408B	23S41198U32	Electrolytic 47 uF/100V
C451A	08T61642F08	Mica 15 pF
C451B	08T61642F08	Mica 15 pF
C452A	08T00019L10	UA 2.2 uF
C452B	08T00019L10	UA 2.2 uF
C801	23T51234F76	Electrolytic 1000 uF/10V
C802	23S41198U72	Electrolytic 2200 uF/25V
C821	23S40657F28	Electrolytic 1 uF/50V
C822	23S41198U47	Electrolytic 330 uF/10V
C823A	08T00015L33	Polypropylene Film 0.047 uF
C823B	08T00015L33	Polypropylene Film 0.047 uF
C824	23S40657F27	Electrolytic 0.47 uF/50V
C825	23S41198U55	Electrolytic 470 uF/10V
C826	23S41198U55	Electrolytic 470 uF/10V
C851	23T68328F91	Electrolytic 470 uF/10V
C852	23T68328F91	Electrolytic 470 uF/10V
C853	23T68328F91	Electrolytic 470 uF/10V
C854	23T68328F91	Electrolytic 470 uF/10V
C871	23T00020L01	Electrolytic 12000 uF/63V
C872	23T00020L01	Electrolytic 12000 uF/63V
<b>Resistors</b>		
R453A	06T00014L06	FTR 47K ohm 1/3W
R453B	06T00014L06	FTR 47K ohm 1/3W
R454A	06T00013L87	FTR 8.2K ohm 1/3W
R454B	06T00013L87	FTR 8.2K ohm 1/3W
R455A	06T00013L51	FTR 270 ohm 1/3W
R455B	06T00013L51	FTR 270 ohm 1/3W
R833A	06T00009L17	Metal Oxide Film 10 ohm 3W
R833B	06T00009L17	Metal Oxide Film 10 ohm 3W
R834A	06T00017L85	FTR 6.8K ohm 1/2W
R834B	06T00017L85	FTR 6.8K ohm 1/2W
R851	06T55177F33	Metal Film 47 ohm 1W
R852	06T55177F33	Metal Film 47 ohm 1W

Symbol No.	Part No.	Description
<b>Tone Control P.C. Board</b>		
<b>Switch</b>		
S501	40T61989F01	Push, SUL122A
<b>Capacitors</b>		
C501A	08T57705F69	Mylar 0.015 uF
C501B	08T57705F69	Mylar 0.015 uF
C502A	08T57705F78	Mylar 0.082 uF
C502B	08T57705F78	Mylar 0.082 uF
C503A	08T57705F57	Mylar 1500 pF
C503B	08T57705F57	Mylar 1500 pF
C504A	08T57705F65	Mylar 6800 pF
C504B	08T57705F65	Mylar 6800 pF
<b>Resistors</b>		
R501A	06T68385F46	Carbon Film 1M ohm 1/3W
R501B	06T68385F46	Carbon Film 1M ohm 1/3W
R502A	06T68384F96	Carbon Film 10K ohm 1/3W
R502B	06T68384F96	Carbon Film 10K ohm 1/3W
R503A	08T68384F78	Carbon Film 1.8K ohm 1/3W
R503B	08T68384F78	Carbon Film 1.8K ohm 1/3W
R504A	08T68384F82	Carbon Film 2.7K ohm 1/3W
R504B	08T68384F82	Carbon Film 2.7K ohm 1/3W
R505A	06T68384F66	Carbon Film 560 ohm 1/3W
R505B	06T68384F66	Carbon Film 560 ohm 1/3W
VR501	18T61962F01	Volume, K162A-50KCX2
VR502	18T61962F01	Volume, K162A-50KCX2
<b>Turnover P.C. Board</b>		
<b>Switches</b>		
S521	40T62278F01	Rotary Slide SRZS 046S
S541	40T62278F01	Rotary Slide SRZS 046S

Symbol No.	Part No.	Description	
Capacitors			
C521A	08T57851F16	TF	0.18 uF
C521B	08T57851F16	TF	0.18 uF
C522A	08T50579F25	TF	1 uF
C522B	08T50579F25	TF	1 uF
C523A	08T57851F13	TF	0.1 uF
C523B	08T57851F13	TF	0.1 uF
C524A	08T50579F22	TF	0.56 uF
C524B	08T50579F22	TF	0.56 uF
C525A	08T57705F76	Mylar	0.056 uF
C525B	08T57705F76	Mylar	0.056 uF
C526A	08T57851F18	TF	0.27 uF
C526B	08T57851F18	TF	0.27 uF
C527A	08T57705F72	Mylar	0.027 uF
C527B	08T57705F72	Mylar	0.027 uF
C528A	08T57851F15	TF	0.15 uF
C528B	08T57851F15	TF	0.15 uF
C529A	08T57705F66	Mylar	8200 pF
C529B	08T57705F66	Mylar	8200 pF
C530A	08T57705F75	Mylar	0.047 uF
C530B	08T57705F75	Mylar	0.047 uF
C541A	08T57705F63	Mylar	4700 pF
C541B	08T57705F63	Mylar	4700 pF
C542A	08T57705F54	Mylar	820 pF
C542B	08T57705F54	Mylar	820 pF
C543A	08T57705F68	Mylar	0.012 uF
C543B	08T57705F68	Mylar	0.012 uF
C544A	08T57705F59	Mylar	2200 pF
C544B	08T57705F59	Mylar	2200 pF
C545A	08T57705F71	Mylar	0.022 uF
C545B	08T57705F71	Mylar	0.022 uF
C546A	08T57705F63	Mylar	4700 pF
C546B	08T57705F63	Mylar	4700 pF
C547A	08T57705F75	Mylar	0.047 uF
C547B	08T57705F75	Mylar	0.047 uF
C548A	08T57705F67	Mylar	0.01 uF
C545B	08T57705F71	Mylar	0.01 uF
C549A	08T57705F76	Mylar	0.056 uF
C549B	08T57705F76	Mylar	0.056 uF
C550A	08T57705F69	Mylar	0.015 uF
C550B	08T57705F69	Mylar	0.015 uF
C551A	08T57705F20	Mylar	0.018 uF
C551B	08T57705F20	Mylar	0.018 uF

Symbol No.	Part No.	Description	
Resistors			
R521A	51T56574F02	Array	1M ohm x 5
R521B	51T56574F02	Array	1M ohm x 5
R522A	51T56574F02	Array	1M ohm x 5
R522B	51T56574F02	Array	1M ohm x 5
R541A	51T56574F02	Array	1M ohm x 5
R541B	51T56574F02	Array	1M ohm x 5
R542A	51T56574F02	Array	1M ohm x 5
R542B	51T56574F02	Array	1M ohm x 5
Main P.C. Board			
Transistors			
Q604A	48Q56520F02	2SA999-E	
Q604B	48Q56520F02	2SA999-E	
Q605A	48T45275F01	2SC2320-L, E	
Q605B	48T45275F01	2SC2320-L, E	
Q606A	48T45275F01	2SC2320-L, E	
Q606B	48T45275F01	2SC2320-L, E	
Q607A	48Q56520F02	2SA999-E	
Q607B	48Q56520F02	2SA999-E	
Q681	48S43525F02	2SC1815-Y	
Diodes			
D601A	48T52198F01	1S2462	
D601B	48T52198F01	1S2462	
D602A	48T71195F01	1S1553	
D602B	48T71195F01	1S1553	
D603A	48T71195F01	1S1553	
D603B	48T71195F01	1S1553	
D604A	48T52198F01	1S2462	
D604B	48T52198F01	1S2462	
D605A	48T71195F01	1S1553	
D605B	48T71195F01	1S1553	
D606A	48T71195F01	1S1553	
D606B	48T71195F01	1S1553	
ZD681	48T52739F70	Zener, HZ12A-1	



Symbol No.	Part No.	Description
<b>Inductors</b>		
L601A	24T62362F01	Coil, Choke, LA1020
L601B	24T62362F01	Coil, Choke, LA1020
<b>Capacitors</b>		
C601A	08T61642F20	Mica 47 pF
C601B	08T61642F20	Mica 47 pF
C602A	08T68632F09	Polypropylene Film 4700 uF/50V
C602B	08T68632F09	Polypropylene Film 4700 uF/50V
C603A	08T68632F09	Polypropylene Film 4700 uF/50V
C603B	08T68632F09	Polypropylene Film 4700 uF/50V
C604A	08T61642F20	Mica 47 pF
C604B	08T61642F20	Mica 47 pF
C681	08T65613F10	Ceramic 0.047 uF
C682	23S40657F21	Electrolytic 100 uF/25V
C683	08T65613F10	Ceramic 0.047 uF
<b>Resistors</b>		
R603A	06T00003L43	Metal Oxide Film 120 ohm 1/2W
R603B	06T00003L43	Metal Oxide Film 120 ohm 1/2W
R604A	06T00003L09	Metal Oxide Film 4.7 ohm 1/2W
R604B	06T00003L09	Metal Oxide Film 4.7 ohm 1/2W
R605A	06T00003L09	Metal Oxide Film 4.7 ohm 1/2W
R605B	06T00003L09	Metal Oxide Film 4.7 ohm 1/2W
R612A	06T00003L09	Metal Oxide Film 4.7 ohm 1/2W
R612B	06T00003L09	Metal Oxide Film 4.7 ohm 1/2W
R613A	06T00003L09	Metal Oxide Film 4.7 ohm 1/2W
R613B	06T00003L09	Metal Oxide Film 4.7 ohm 1/2W
R614A	06T60132F03	Cement 0.22 ohm 3W
R614B	06T60132F03	Cement 0.22 ohm 3W

Symbol No.	Part No.	Description
R615A	06T60132F03	Cement 0.22 ohm 3W
R615B	06T60132F03	Cement 0.22 ohm 3W
R616A	06T60132F03	Cement 0.22 ohm 3W
R616B	06T60132F03	Cement 0.22 ohm 3W
R617A	06T60132F03	Cement 0.22 ohm 3W
R617B	06T60132F03	Cement 0.22 ohm 3W
R618A	06T00003L09	Metal Oxide Film 4.7 ohm 1/2W
R618B	06T00003L09	Metal Oxide Film 4.7 ohm 1/2W
R681	06T00003L59	Metal Oxide Film 560 ohm 1/2W
VR601A	18C41732G07	Variable 1K ohm-B
VR601B	18C41732G07	Variable 1K ohm-B
<b>Equalizer Power P.C. Board</b>		
<b>Transistors</b>		
Q701	48T53299F01	2SA970
Q702	48T53301F01	2SC2240-BL
Q703	48T62131F02	2SC1438-B
Q704	48T62130F02	2SA857-B
Q707	48T53301F01	2SC2240-BL
Q708	48T53299F01	2SA970
Q721	48T62130F02	2SA857-B
Q722	48T62131F02	2SC1438-B
Q723	48T62285F01	2SD1407-O, Y
Q724	48T62286F01	2SB1016-O, Y
<b>Diodes/LEDs</b>		
BD711	48T62282F01	Bridge, UB152
LD703	48T52953F01	LED, BR3432S (RED)
LD704	48T52953F01	LED, BR3432S (RED)
LD721	48T52953F01	LED, BR3432S (RED)
LD722	48T52953F01	LED, BR3432S (RED)
ZD701	48T52741F54	Zener, HZ18-3L
ZD702	48T52741F54	Zener, HZ18-3L
ZD705	48T52741F35	Zener, HZ11C-2L
ZD706	48T52741F35	Zener, HZ11C-2L
ZD707	48T52741F49	Zener, HZ16-1L
ZD708	48T52741F49	Zener, HZ16-1L
ZD723	48T52739F78	Zener, HZ15-3
ZD724	48T52739F78	Zener, HZ15-3

Symbol No.	Part No.	Description
<b>Fuses</b>		
F701	65T42077U13	SEMKO T-500mA
F702	65T42077U13	SEMKO T-500mA
<b>Capacitors</b>		
C701	23T63378F02	Electrolytic 1000 uF/6.3V
C702	23T63378F02	Electrolytic 1000 uF/6.3V
C703	23T43197F70	Electrolytic 10 uF/50V
C704	23T43197F70	Electrolytic 10 uF/50V
C723	23T43197F73	Electrolytic 47 uF/50V
C724	23T43197F73	Electrolytic 47 uF/50V
<b>Resistors</b>		
R701	06T00003L61	Metal Oxide Film 680 ohm 1/2W
R702	06T00003L61	Metal Oxide Film 680 ohm 1/2W
R703	06T00013L65	FTR 1K ohm 1/3W
R704	06T00013L65	FTR 1K ohm 1/3W
R705	06T68385F01	Carbon Film 15K ohm
R706	06T68385F01	Carbon Film 15K ohm
R707	06T68385F03	Carbon Film 18K ohm
R708	06T68385F03	Carbon Film 18K ohm
R709	06T68384F98	Carbon Film 12K ohm
R708	06T68384F98	Carbon Film 12K ohm
R721	06T68385F05	Carbon Film 22K ohm
R722	06T68385F05	Carbon Film 22K ohm
R723	06T00013L68	FTR 1.3K ohm 1/3W
R724	06T00013L68	FTR 1.3K ohm 1/3W
<b>AUX P.C. Board</b>		
<b>Phono</b>		
J1	09T50231F04	Plate T5754-BA
J2	09T50231F04	Plate T5754-BA
J3	09T50231F02	Plate T5754-AA
J4	09T50231F02	Plate T5754-AA

Symbol No.	Part No.	Description
<b>Capacitors</b>		
C115	23S40657F29	Electrolytic 2.2 uF/50V
C116	23S40657F29	Electrolytic 2.2 uF/50V
C117	23S40657F29	Electrolytic 2.2 uF/50V
C118	23S40657F29	Electrolytic 2.2 uF/50V
<b>REC P.C. Board</b>		
<b>Phono</b>		
J5	09T50231F02	Plate T5754-AA
J6	09T50231F02	Plate T5754-AA
J7	09T50231F02	Plate T5754-AA
J8	09T50231F02	Plate T5754-AA
<b>Capacitors</b>		
C123	23S40657F29	Electrolytic 2.2 uF/50V
C124	23S40657F29	Electrolytic 2.2 uF/50V
C125	23S40657F29	Electrolytic 2.2 uF/50V
C126	23S40657F29	Electrolytic 2.2 uF/50V
<b>Head Phone P.C. Board</b>		
<b>Phono</b>		
J12	09T66672F02	Jack, Head
<b>Resistors</b>		
R952A	06T00007L65	Metal Oxide Film 1K ohm 2W
R952B	06T00007L65	Metal Oxide Film 1K ohm 2W
<b>Cartridge P.C. Board</b>		
<b>Switch</b>		
S201(E)	40T61780F02	Rotary Slide SRZW24A
<b>Transistors</b>		
Q741	48S43525F02	2SC1815-Y
Q742	48S43525F02	2SC1815-Y

Symbol No.	Part No.	Description
<b>Capacitors</b>		
C741	23S40657F08	Electrolytic 100 uF/10V
<b>Miscellaneous</b>		
LD301	48T62163F01	LED, TD0233 (GRN)
LD311	48T62162F01	LED, TD0232 (ORG)
LD312	48T62163F01	LED, TD0233 (GRN)
LD331	48T62162F01	LED, TD0232 (ORG)
LD682	48T62162F01	LED, TD0232 (ORG)
T1	● 25T69174F01	Power, Trans VL525TSK
T1	■ 25T71886F01	Power, Trans L525EK
S351	▲ 40T61984F01	Switch, Slide SSB042
S931	40T61773F02	Switch, Push SUF 23
S932	40T61773F02	Switch, Push SUF 23
VR371	18T61779F02	Volume, K272A00K
J12	09T66672F02	Jack, Headphone
J13	▲ 09T71998F01	Outlet, AC M7032
BD1	48T56268F01	Diode, Bridge S5V40-2
C1	08T57437F07	Capacitor, Ceramic 4700 pF
C2	▲ 08T57437F08	Capacitor, Ceramic 4700 pF
C3	08T00016L55	Capacitor, 0.01μF
J9	09T52570F02	Plate, Phono T5757
J10	09T63907F01	Phono, Plate T5753
J11	09T60544F01	Terminal, SP T5887
PL1	65T62168F01	Lamp, Pilot 12V-75mA
S1	● 40T57580F03	Switch, Power SDGA3P
S1	■ 40T57580F01	Switch, Power SDGA1P
F1	● 65T42077U22	Fuse, Semko T-4A
F1	▲ 65T56270F01	Fuse, Semko 61ML
P1	● 28T43812P01	Plug, AC Cord
P1	▲ 28T55335F02	Plug, AC Cord
Q705	48T62285F01	Transistor, 2SD1407-O, Y
Q706	48T62286F01	Transistor, 2SB1016-O, Y
Q608A	48T53306F01	Transistor, 2SA968
Q608B	48T53306F01	Transistor, 2SA968
Q609A	48T58609F01	Transistor, 2SC3182-O, R
Q609B	48T58609F01	Transistor, 2SC3182-O, R
Q610A	48T58610F01	Transistor, 2SA1265-O, R
Q610B	48T58610F01	Transistor, 2SA1265-O, R
Q611A	48T58609F01	Transistor, 2SC3182-O, R
Q611B	48T58609F01	Transistor, 2SC3182-O, R

NOTE ● : For Europe model only (SK)  
■ : For models without safety regulations (EK)  
▲ : For canada model only (UP)  
Others: Common

Symbol No.	Part No.	Description
Q612A	48T58610F01	Transistor, 2SA1265-O, R
Q612B	48T58610F01	Transistor, 2SA1265-O, R
Q601A	48T56658F01	Transistor, 2SC1904-B, V
Q601B	48T56658F01	Transistor, 2SC1904-B, V
Q602A	48T56658F01	Transistor, 2SC1904-B, V
Q602B	48T56658F01	Transistor, 2SC1904-B, V
Q603A	48T53305F01	Transistor, 2SC2238
Q603B	48T53305F01	Transistor, 2SC2238
Q682	48T58614F01	Transistor, 2SD1406
Q683	48S43525F03	Transistor, 2SC1815-GR

## Destinations Parts List

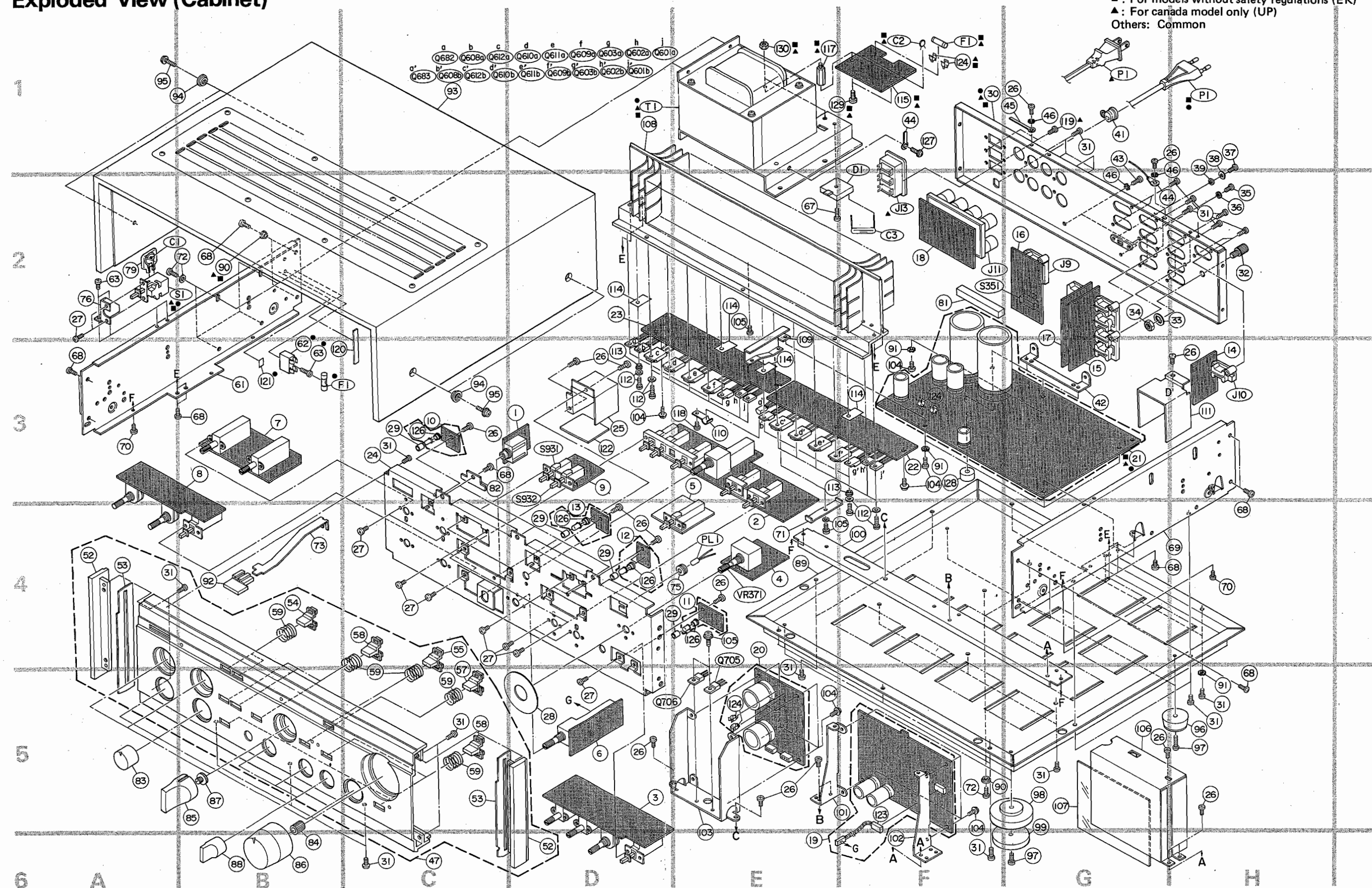
Symbol No.	Description	POWER SOURCE		
		SK ●	EK ■	UP ▲
		220V	220V	120V
		Europe	No Safety Regulations Version	Canada
21	Assembly, Power Drive P.C. Board	※	※	※
30	Cover, Rear	15D61762F11	15D61762F11	15D61762F12
P1	Plug, AC Cord	28T43812P01	28T43812P01	28T55335F02
62	Holder, Fuse	09T51074F01	Not Used	Not Used
T1	Trans, Power	25T69174F01	25T71886F01	25T71886F01
S1	Switch, Power	40T57580F03	40T57580F01	40T57580F01
F1	Fuse, Semko	65T42077U22	65T42077U22	65T56270F01
115	Assembly, Power P.C. Board	Not Used	84D62318F04	84D62318F04
J13	Outlet, AC M7032	Not Used	Not Used	09T71998F01
117	Shaft	Not Used	47B64889F07	47B64889F07
	Label	Not Used	Not Used	54A52997F01
	Label, Serial No.	54B57610F11	54B57610F11	54B57610F17
	Label, Button Caution	Not Used	Not Used	54A57559F02
	Label, Side Caution	Not Used	Not Used	54A57559F01
	Label	Not Used	Not Used	54B42124G01
	Label, Volt	54B44257U01	54B44257U03	54B44257U10
119	Screw, Tapping (M3 x 8)	Not Used	Not Used	03S40012G41
121	Label Fuse (T-4A)	54B62276F01	Not Used	Not Used
124	Holder Fuse	Not Used	09T51410F01	09T51410F01
129	Screw, Round (M3 x 4)	Not Used	03S40011G65	03S40011G65
130	Nut, Hex. (M3)	Not Used	02S40000G12	02S40000G12
F801	Fuse, Semko	65T42077U13	65T42077U13	65T57086F01
C2	Capacitor Ceramic 0.0047μF	Not Used	08T57437F08	08T57437F08

NOTE ● : For Europe model only (SK)  
■ : For models without safety regulations (EK)  
▲ : For canada model only (UP)  
Others: Common

## Exploded View (Cabinet)

NOTE

- : For Europe model only (SK)
- : For models without safety regulations (EK)
- ▲ : For Canada model only (UP)
- Others: Common



# Cabinet Assembly Parts List

Note: ※ The parts without part numbers are not supplied.

Symbol No.	Index	Part No.	Description
	1	3-D ※	Assembly, Headphone P.C. Board
	2	4-E ※	Assembly, Push Switch P.C. Board
	3	5-D ※	Assembly, Select P.C. Board
	4	4-E ※	Volume Control P.C. Board
	5	3-E ※	Assembly, Phono Straight
	6	5-D ※	Assembly, Cartridge P.C. Board
	7	3-B ※	Assembly, Turnover P.C. Board
	8	3-B ※	Assembly, Tone Control P.C. Board
	9	3-D ※	Control Speaker P.C. Board
	10	3-C ※	Assembly, LED-B P.C. Board
	11	4-E ※	Assembly, LED-A P.C. Board
	12	4-D ※	Assembly, LED-C P.C. Board
	13	4-D ※	Assembly, LED-D P.C. Board
	14	3-H ※	Phono Input P.C. Board
	15	3-G ※	Assembly, AUX P.C. Board
	16	2-G ※	Pre-Out P.C. Board
	17	3-G ※	Assembly, REC P.C. Board
	18	2-F ※	Speaker P.C. Board
	19	6-E ※	Assembly, Equalizer P.C. Board
	20	4-E ※	Assembly, Equalizer Power P.C. Board
▲	21	3-G ※	Assembly, Power/Drive P.C. Board
● ■	21	3-G ※	Assembly, Power/Drive P.C. Board
	22	3-F ※	Assembly, Main L P.C. Board
	23	2-D ※	Assembly, Main R P.C. Board
	24	3-C ※	Chassis, Front
	25	3-D ※	Shield
	26	03S40012G96	Screw, Tapping (M3 x 6)
	27	03D40014G04	Screw, W/Washer (M3 x 6)
	28	5-D 14A61692F01	Insulator
	29	43A61758F02	Spacer, Lamp
● ■	30	1-F 15D61762F11	Cover, Rear
▲	30	1-F 15D61762F12	Cover, Rear
	31	03S40012G93	Screw, Tapping (M3 x 8)
	32	2-H 09A61713F01	Terminal, Ground
	33	2-H 04S40072G06	Washer Tooth Lock (M6.4)

● : For Europe model only (SK)

■ : For models without safety regulations (EK)

▲ : For Canada model only (UP)

Others: Common

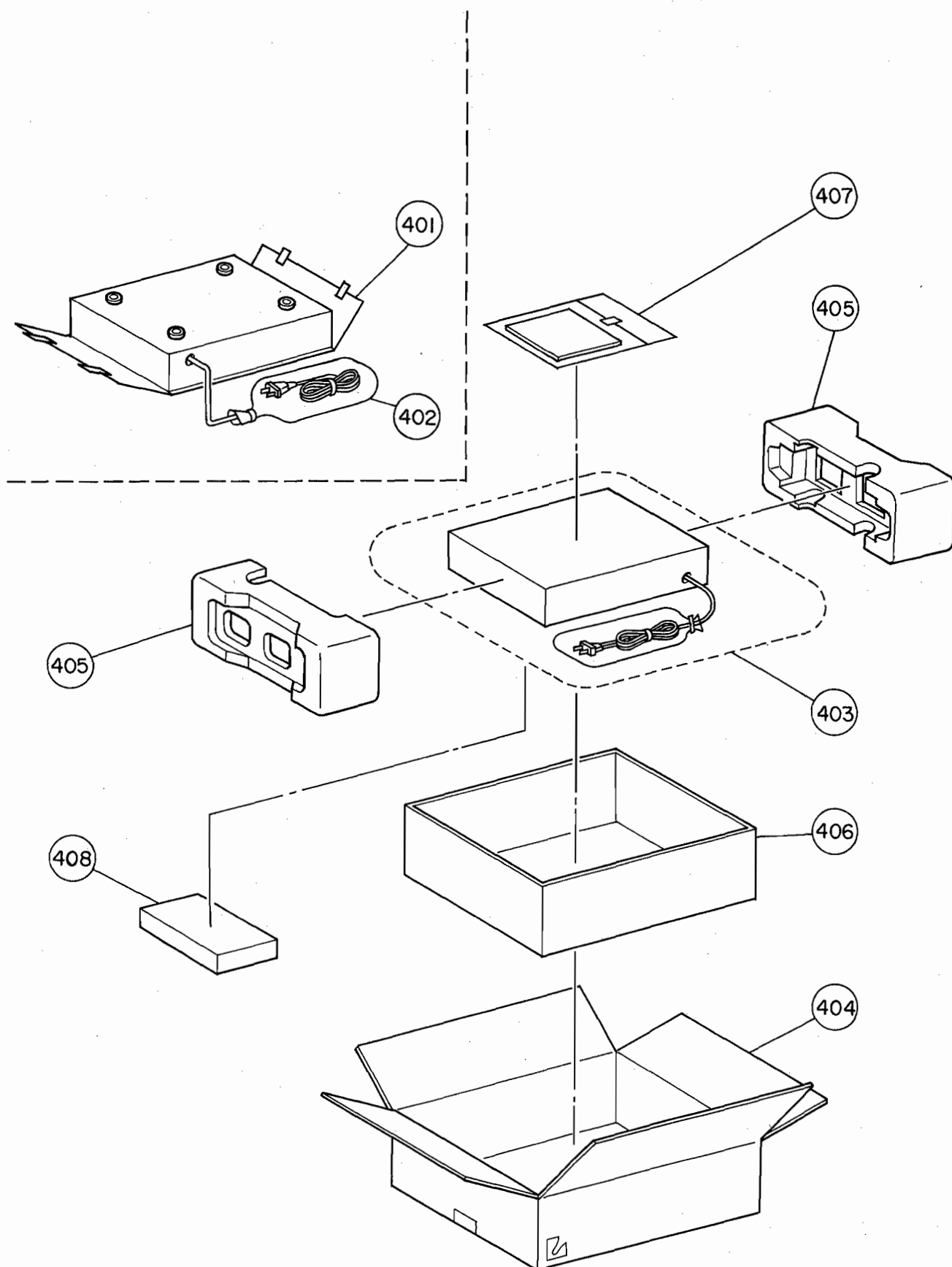
Symbol No.	Index	Part No.	Description
	34	2-G 02S40000G46	Nut, Hex (M6)
	35	2-H 03S43997P83	Screw, Bind (M2.6 x 4)
	36	2-H 04S40072G24	Washer, T.L. (M2.6) (BLK)
	37	1-H 03S52360F40	Screw, Bind (M2.6 x 6)
	38	1-H 43A61764F01	Spacer
	39	2-H 04A53398F02	Washer, Nylon (M3)
	41	1-G 43B41625J02	Support, Cord
	42	3-G ※	Bracket
	43	1-G 03S40011G93	Screw, Bind (M3 x 8)
	44	29A41814G01	Lug
	45	1-G 29A737272	Lug, Wrap Around
	46	04S40072G20	Washer, T.L. (M3)
	47	6-C 01V69500F55	Assembly, Front Panel
	52	07B62158F01	Frame, Panel Side
	53	43A62232F01	Spacer
	54	4-B 36A62385F02	Knob, Push
	55	5-C 36A62385F03	Knob, Push
	57	5-C 36A62386F02	Knob, Push
	58	36A62386F03	Knob, Push
	59	41A62388F01	Spring, Knob
	61	3-B ※	Chassis, Side-L
●	62	3-B 09T51074F01	Holder, Fuse
	63	03S44205G01	Screw, Pan (M3 x 6)
	67	2-E 03S44205G01	Screw, Pan (M3 x 12)
	68	03S40012G95	Screw, Tapping (M4 x 8) (BLK)
	69	4-H ※	Chassis, Side-R
	70	03C40121T14	Screw, W/Double Washer (M3 x 8) (BLK)
	71	4-E ※	Bracket
	72	03S40036U01	Screw, W/Washer (M4 x 8)
	73	4-B 45A62327F01	Lever, Push
	75	4-D 43A62016F02	Bushing
	76	2-A ※	Bracket
	79	2-A 43T53136F01	Bush, Cap
	81	2-F 43A61728F01	Spacer
	82	3-C ※	Bracket
	83	5-A 36B70789F01	Knob, Rotary
	84	6-B 36A61760F01	Knob, Rotary
	85	5-B 36B70788F01	Knob, Rotary
	86	6-B 36R61696F02	Knob, Rotary
	87	5-B 36A61761F01	Knob, Rotary

Symbol No.	Index	Part No.	Description
88	6-B	36B70790F01	Knob, Rotary
89	4-E	※	Cover, Bottom
90		43A61755F02	Bushing
91		04S40072G16	Washer, T.L. (M3)
92	4-B	36A62324F01	Knob, Push
93	1-C	16D62383F01	Cabinet, Wood
94		43A56702F01	Spacer, Cabinet
95		03S71252F06	Screw, W/Double Washer (M4 x 16)
96	5-H	75T57059F01	Pad, Trann-Leg
97		03S44205G52	Screw, (M4 x 14) (BLK)
98	5-G	01A57058F01	Assembly, Trann-Leg
99	6-G	75A53282F01	Pad, Trann-Leg
100	4-F	※	Bracket
101	5-F	※	Bracket, L
102	6-F	※	Bracket, R
103	6-E	※	Heat Sink
104		03S40018G02	Screw, Tapping (M3 x 8)
105		03C40121T05	Screw, W/Double Washer (M3 x 8)
106	5-G	※	Shield, P.C. Board
107	5-G	※	Insulator
108	1-D	※	Heat Sink
109	3-E	※	Bracket
110	3-E	07R51146F01	Support, Transistor
111	3-H	※	Shield, 1133-UK1133
112		03C40121T01	Screw, W/Double Washer (M3 x 10)
113		43T45472F01	Bushing, YC40B
114		14S56709F01	Insulator, Transistor
▲ 115	1-F	※	Power P.C. Board
● 117		47B64899F07	Shaft, 1068
118	3-E	03S40012G28	Screw, Tapping (M3 x 8)
▲ 119	1-G	03S40012G41	Screw, Tapping (M3 x 8)
120	3-B	※	Insulator, Cover
● 121	3-B	54B62266F30	Label, Fuse (T-4A)
122	3-D	※	Insulator, Cover
123	5-F	45T62311F02	Flex, SWR5216
▲ 124		09T51410F01	Holder, Fuse
126		43A61755F03	Bushing
127	1-F	03S63857F32	Screw, Tapping (M3 x 8)
128	3-F	43A61729F01	Spacer
▲ 129	1-E	03S40011G65	Screw, Round (M3 x 4)
▲ 130	1-E	02S40000G12	Nut. Hex. (M3)

[illegible]

**NOTE** ●: For Europe model only (SK)  
 ■: For models without safety regulations (EK)  
 ▲: For Canada model only (UP)  
 Others: Common

## Packing Method View





## Packing Assembly Parts List

Symbol No.	Part No.	Description
401	56A52079F03	Sheet, Packing
402	56B40230G08	Sack, Polyethylene
403	56B63425F02	Sack, Polyethylene
404	56S60482F82	Carton, Packing
405	56D62389F01	Tray, Packing
406	56A62998F01	Pad, Packing
407	68P67499F67	Owner's Manual
408	56A63610F01	Pad, Packing
<b>Labels</b>		
●	54B42124G08	Serial No.
■	54B44257U01	Volt (220V)
▲	54B44257U03	Volt (220V)
	54B44257U10	Volt (120V)

Symbol No.	Part No.	Description

**NOTE** ● : For Europe model only (SK)  
 ■ : For models without safety regulations (EK)  
 ▲ : For Canada model only (UP)  
 Others: Common





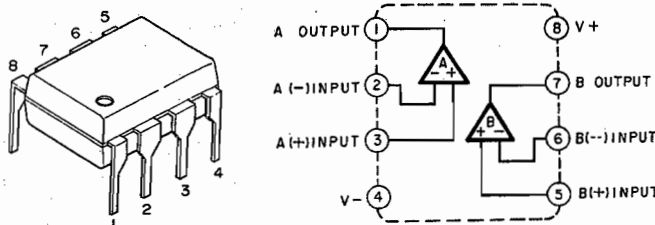
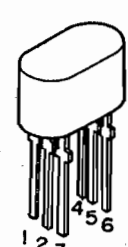
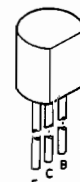
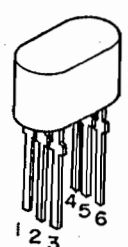
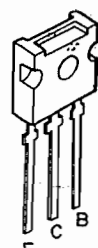

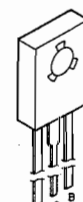
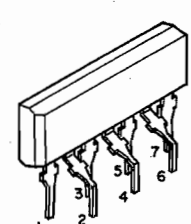
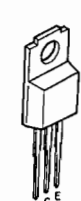
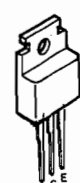
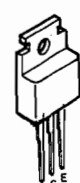









# Semi-Conductor Lead Identifications

<p><b>NJM072D:</b> IC251A, 251B</p>  <p>A OUTPUT 1 A (-)INPUT 2 A (+)INPUT 3 V- 4 B (+)INPUT 5 B (-)INPUT 6 B OUTPUT 7 V+ 8</p>	<p><b>2SK240:</b> Q203A, 203B, 206A, 206B</p>  <p>1. Drain 1 2. Gate 1 3. Source 1 4. Drain 2 5. Gate 2 6. Source 2</p>	
<p><b>2SC2240:</b> Q202A, 202B, 205A, 205B, 209A, 209B, Q212A, 212B, 253A, 253B, 702, 707 <b>2SA970:</b> Q201A, 201B, 204A, 204B, 208A, 208B, Q211A, 211B, 252A, 252B, 701, 708 <b>2SC1438:</b> Q216A, 216B, 218A, 218B, 219A, 219B, Q703, 722 <b>2SA857:</b> Q215A, 215B, 217A, 217B, 704, 721 <b>2SC2320:</b> Q405A, 405B, 406A, 406B, 410A, 410B, Q605A, 605B, 606A, 606B <b>2SA999:</b> Q407A, 407B, 604A, 604B, 607A, 607B <b>2SC1815:</b> Q681, 683, 741, 742, 801, 802, 803, 821, Q822, 823, 825, 827, 828 <b>2SA1015:</b> Q824, 826</p>  <p>1. Drain 1 2. Gate 1 3. Source 1 4. Drain 2 5. Gate 2 6. Source 2</p>	<p><b>2SJ75:</b> Q207A, 207B, 210A, 210B</p>  <p>1. Source 1 2. Gate 1 3. Drain 1 4. Drain 2 5. Gate 2 6. Source 2</p>	
<p><b>2SC3423:</b> Q220A, 220B, 214A, 214B <b>2SA1360:</b> Q221A, 221B, 213A, 213B</p>  <p>1. Drain 1 2. Gate 1 3. Source 1 4. Drain 2 5. Gate 2 6. Source 2</p>	<p><b>2SK117:</b> Q251A, 251B, Q254A, 254B</p>  <p>1. Drain 2. Gate 3. Source</p>	<p><b>2SA899:</b> Q401A, 401B, 403A, Q403B, 404A, 404B, Q408A, 408B, 412A, Q412B <b>2SC1904:</b> Q409A, 409B, 411A, Q411B, 601A, 601B, Q602A, 602B</p>  <p>1. Drain 1 2. Gate 1 3. Source 1 4. Drain 2 5. Gate 2 6. Source 2</p>
<p><b>2SK389:</b> Q402A, 402B</p>  <p>1. Drain 1 2. Gate 1 3. Source 1 4. Sub-straight 5. Source 2 6. Gate 2 7. Drain 2</p>	<p><b>2SD1407:</b> Q723, 705 <b>2SB1016:</b> Q724, 706 <b>2SD1406:</b> Q682</p>  <p>1. Drain 1 2. Gate 1 3. Source 1 4. Drain 2 5. Gate 2 6. Source 2</p>	<p><b>2SC2238:</b> Q603A, 603B</p>  <p>1. Drain 1 2. Gate 1 3. Source 1 4. Drain 2 5. Gate 2 6. Source 2</p>
<p><b>2SC2238:</b> Q603A, 603B</p>  <p>1. Drain 1 2. Gate 1 3. Source 1 4. Drain 2 5. Gate 2 6. Source 2</p>	<p><b>2SC3182:</b> Q609A, 609B, 611A, 611B <b>2SA1265:</b> Q610A, 610B, 612A, 612B</p>  <p>1. Drain 1 2. Gate 1 3. Source 1 4. Drain 2 5. Gate 2 6. Source 2</p>	