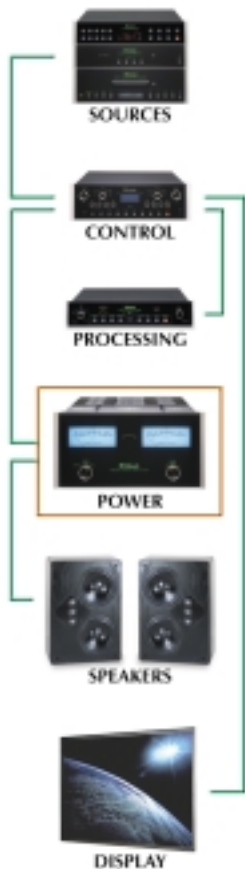


McIntosh®
THE GREAT AMERICAN POWERHOUSE



MC162 Power Amplifier



See "SYSTEMS ENGINEERING"
in main brochure for more on
McIntosh system architectures.

MC162

Power Amplifier



The MC162 is a wolf in sheep's clothing. At first glance, it's a moderately powerful (160W per channel) stereo amplifier that will meet the needs of most serious listeners. Look closer and you'll find bridged output of 500W, balanced inputs, and peak-responding meters – telltale signs of a "killer" McIntosh amplifier.

Featured Technologies

EXCLUSIVE MCINTOSH POWER ASSURANCE SYSTEM. Power Assurance is a collection of technologies that enhance performance and reliability and protect the amp and the loudspeakers.

Power Guard® clipping protection. Power Guard ensures that the amplifier will always deliver full power without causing clipping distortion. If an amplifier channel is overdriven, Power Guard automatically reduces the input volume just enough to keep distortion below 2% and prevent any clipping distortion. Thanks to an optical resistor, Power Guard acts literally at the speed of light, producing absolutely no audible side effects. An amplifier with Power Guard will actually deliver clipping-free output well above its rated power.

Sentry Monitor® current protection. Sentry Monitor continually senses the voltage and current of the output stage and confines it to a safe limit. Sentry Monitor does not limit power output.

Thermal Cutout. If the cooling air is blocked and the power transistors become too hot, thermal cutouts protect against overheating until the amp cools.

Turn-On Delay. This circuit delays operation for about two seconds after turn-on in order to avoid any pops or thumps generated as other equipment turns on.

Soft Start inrush protection. Thermistors in the power transformer act as a cushion against inrush current, eliminating component stress during turn-on. Soft Start is one of many design details that contribute to the remarkable longevity of McIntosh equipment.

ILLUMINATED PEAK-RESPONDING METERS. McIntosh meters respond 95% full scale to a single-cycle tone burst at 2kHz. Response is almost 10-times faster than a professional VU meter. The "hold" feature provides a longer pause at the peak reading. The meter illumination can be switched off.

BALANCED CONNECTIONS. A premium feature not usually found in consumer audio gear, balanced connections guard against induced noise and allow long cable runs without compromising sound quality. A balanced connection between the MC162 and the C42 Control Center provides 40dB more noise protection than would an unbalanced ("single-ended") connection.

REMOTE POWER CONTROL. This allows a McIntosh Control Center to turn the MC162 and other system components on/off.

About the MC162 Companion Products

The McIntosh products shown at right are logical companions for the MC162. Separate literature is available. Check with your McIntosh dealer for any late additions. McIntosh speaker systems are also covered in detail in separate literature.

C42 Control Center. With its balanced input, the MC162 will realize its full potential when paired with the C42. Should the C42's transparency create a desire for more power, the MC162 can be bridged to 500W (4 ohms).

MX132 A/V Control Center + Processor. The MC162 can serve as a premium Zone B amp for the MX132, which has a balanced output. Balanced connections allow long cable runs without compromising audio quality.

CR12 Multizone A/V Control Center. Multiple MC162 amps are a higher-power alternative to the 8-channel MC7108 amplifier typically employed in a CR12-based multizone system.

HT1 Loudspeaker. The 4-way HT1 has two 8-inch bass/mid drivers plus three high-frequency drivers mounted in a patented rotatable baffle that allows the HT1 to be oriented either vertically or horizontally.

SL6 Loudspeaker. The 4-way floorstanding SL6 features three 6.5-inch bass/mid drivers and three high-frequency drivers. Its angled front allows placement parallel to and nearer the wall.

HT2 Passive Subwoofer. The HT2 was designed with the MC162 in mind. In bridged mode, the MC162 delivers 500 watts to the HT2's dual 12-inch LD/HP® bass drivers, resulting in deep, well-controlled bass that will satisfy even large listening rooms.



C42 AUDIO CONTROL CENTER

MX132 A/V CONTROL CENTER
+ PROCESSORCR12 MULTIZONE
A/V CONTROL CENTER

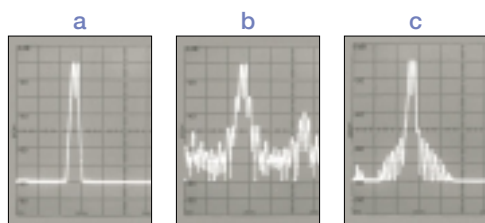
HT1 LOUDSPEAKER



SL6 LOUDSPEAKER



HT2 PASSIVE SUBWOOFER



The patented McIntosh Power Guard in the MC162 provides real-time clipping protection without affecting power output or sound quality.

- a) test signal
- b) overdriven amp without Power Guard produces SEVERE clipping
- c) overdriven amp with Power Guard produces NO clipping



As seen on the inside surface of this demonstration piece, the screening process for a McIntosh glass panel entails as many as 12 individual layers.

The glass panels are cut using a computer-controlled high-pressure water jet.



Most consumer electronics products are necessarily viewed as short-term investments because either they don't last or they quickly become obsolete in some way. *Coincidentally*, manufacturers supply a steady stream of "new-and-improved" products that you can buy. *Again*.

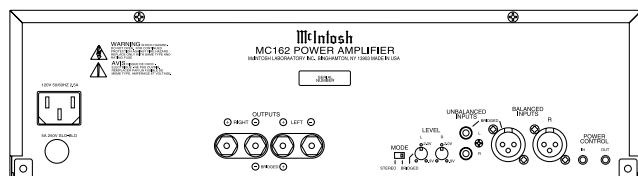
Behind every McIntosh is a fifty-year heritage of excellence, proudly carried forward by every employee. No production

lines, no "price-point" engineering, no planned obsolescence. McIntosh equipment is made to sound better and last longer.

When McIntosh products are presented to customers, the criteria they have been conditioned to overlook – reliability, longevity, craftsmanship, ease-of-use, adaptability, pride of ownership – suddenly leap to the top of their list.

The choice becomes clear: ***There is nothing like a McIntosh.***

MC162 Power Amplifier



FEATURES

- Stereo: 2 x 160 watts (4 ohms) or 2 x 100 watts (8 ohms)
- Bridged: 1 x 500 watts (4 ohms) or 1 x 320 watts (8 ohms)
- Balanced input
- Wide power bandwidth
- Ultra-low distortion
- Exclusive McIntosh Power Assurance System:
 - Power Guard® clipping protection
 - Sentry Monitor® current protection
 - Thermal Cutout
 - Turn-On Delay
 - Soft Start inrush protection
- Illuminated peak-responding meters with hold
- Remote power control
- Input-level gain adjustments
- Gold-plated high-current output terminals
- Fanless convection cooling
- Modular construction with steel chassis
- Glass front panel with illuminated nomenclature

SPECIFICATIONS

RMS Power Output

Min. sine wave continuous average power output per channel from 20Hz to 20kHz with all channels operating -
Stereo: 160W (4Ω) or 100W (8Ω) per channel
Bridged: 500W (4Ω) or 320W (8Ω)

Output Load Impedance

8 or 4 ohms

Rated Power Band

20Hz to 20kHz

Peak Output Current

> 25 amperes

Total Harmonic Distortion

0.005% maximum at any level from 250 milliwatts to rated power output per channel from 20Hz to 20kHz with all channels operating

Intermodulation Distortion

0.005% maximum if instantaneous peak power output does not exceed twice the output power rating

Dynamic Headroom

1.6dB

Frequency Response

20Hz to 20kHz, +0 / -0.25dB
10Hz to 100kHz, +0 / -3.0dB

Input Sensitivity

0.9V (2.0V at gain control center detent)

Signal-to-Noise Ratio

110dB below rated output

Damping Factor

200 (8 ohms)
100 (4 ohms)

Input Impedance

10k ohms unbalanced
22k ohms balanced

Power Guard®

Clipping is prevented and THD does not exceed 2% with up to 14dB overdrive at 1kHz

Power Requirements

120V 50/60Hz, 5A

Dimensions (h x w x d)

inch: 5.375 x 17.5 x 18.5
cm: 13.7 x 44.5 x 47
knob clearance: 1.125" (2.9 cm)

Weight

42 lbs. (19.1kg) net
60 lbs. (27.2kg) shipping