

SERVICE MANUAL





T 763

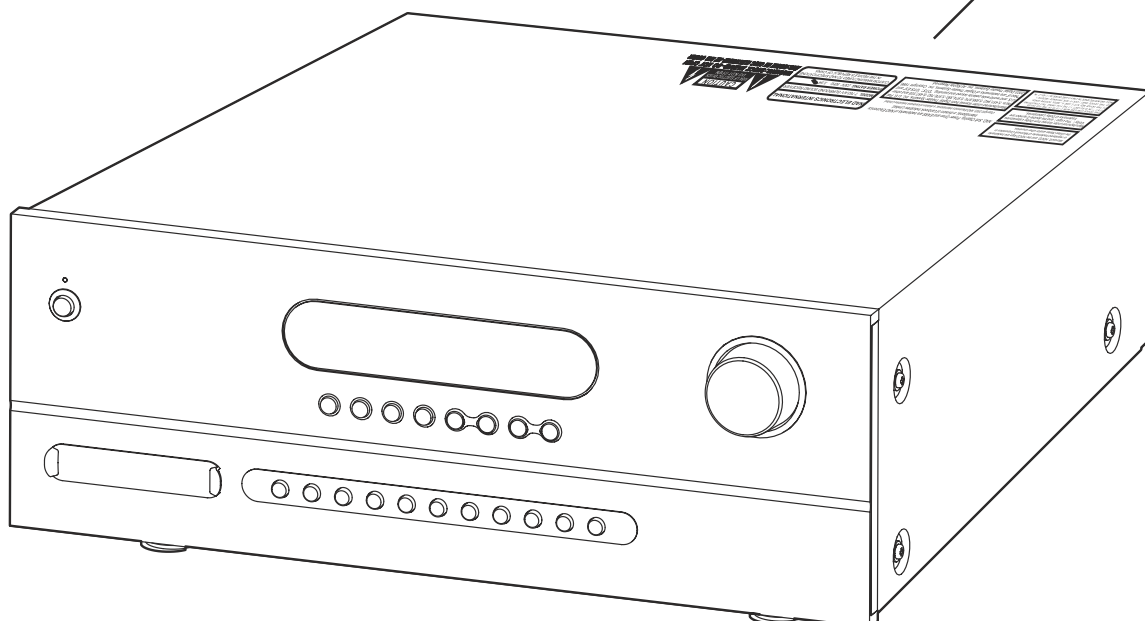
Surround Sound Receiver

T 763

Surround Sound Receiver

SAFETY INFORMATION

<p>Microsoft, HDCD, and the HDCD logo are trademarks or registered trademarks of Microsoft Corporation in the United States and/or other countries.</p>
<p>NAD, Soft Clipping, Power Drive and EARS are trademarks of NAD Electronics International, a division of Lenbrook Industries Limited. Copyright 2003, NAD Electronics International, a division of Lenbrook Industries Limited.</p> <p>Manufactured under license from Digital Theater Systems, Inc. U.S. Pat. No's. 5,451,942; 5,956,674; 5,974,380; 5,978,762; 6,487,535 and other U.S. and world-wide patents issued and pending. "DTS", "DTS-ES" and "Neo:6" are trademarks of Digital Theater Systems, Inc. Copyright 1996, 2003 Digital Theater Systems, Inc. All Rights Reserved.</p>
<p>Manufactured under license from Dolby Laboratories. "Dolby", "Pro Logic", and the double-D symbol are trademarks of Dolby Laboratories.</p> <p>THIS DEVICE COMPLIES WITH PART 15 OF THE FCC RULES. OPERATION IS SUBJECT TO THE FOLLOWING TWO CONDITIONS: (1) THIS DEVICE MAY NOT CAUSE HARMFUL INTERFERENCE, (2) THIS DEVICE MUST ACCEPT INTERFERENCE RECEIVED, INCLUDING INTERFERENCE THAT MAY CAUSE UNDESIRABLE OPERATION.</p>
<p>NAD ELECTRONICS INTERNATIONAL 633 GRANITE COURT, PICKERING, ON CANADA L1W 3K1</p> <p>MODEL T 763 A/V SURROUND SOUND RECEIVER</p> <p>POWER RATING 120V 60Hz 7A ~</p> <p>CUSTOM MANUFACTURED TO NAD SPECIFICATIONS IN THE PEOPLE'S REPUBLIC OF CHINA</p> <p>AH VERSION</p>
<p>NAD ELECTRONICS INTERNATIONAL</p> <p>MODEL T 763 A/V SURROUND SOUND RECEIVER</p> <p>POWER RATING 230V 50Hz 3.5A ~</p> <p>CUSTOM MANUFACTURED TO NAD SPECIFICATIONS IN THE PEOPLE'S REPUBLIC OF CHINA</p> <p>C VERSION</p>
<p> CAUTION RISK OF ELECTRIC SHOCK DO NOT OPEN </p> <p>WARNING: SHOCK HAZARD - DO NOT OPEN AVIS: RISQUE DE CHOC ELECTRIQUE - NE PAS OUVRIR</p>



SERVICE SAFETY PRECAUTIONS

1. Replacing the fuses

CAUTION:

FOR CONTINUED PROTECTION AGAINST THE RISK OF FIRE REPLACE ONLY WITH SAME TYPE OF FUSE.

Reference Designator	Part Number	Description
F751*AH ⚠	33-0191001-00-88	FUSE 10A/250VAC TIME-LAG 5X20mm 5T UL/CSA
F751*C ⚠	33-0181006-00-88	FUSE 6.3A/250VAC TIME-LAG 5X20mm 5T VDE/UL/CSA
F752*AH ⚠	33-0111006-00-88	FUSE 1.6A 250V TIME LAG 5x20mm 5T UL/CSA/VDE/SEMCO
F752*C ⚠	33-0151006-00-88	FUSE 800mA 250V TIME LAG 5x20mm 5T UL/CSA/VDE/SEMCO

NOTE:

<*AH > : USA, CANADIAN MODEL ONLY.

<*C > : EUROPEAN MODEL ONLY.

2. Safety check out

(Only U.S.A. model)

Before returning the product to the customer, make leakage current or resistance measurements to determine that exposed parts are acceptably insulated from supply circuit.

Parts marked with the symbol ⚠ are critical with regard to the risk of fire and electric shock.
Replace only with parts recommended by the manufacturer.

CONTENTS

DESCRIPTION	PAGE
SPECIFICATIONS	4 - 5
REAR PANEL / FRONT PANEL VIEW	6
DISASSEMBLY INSTRUCTIONS	7
WIRING DIAGRAM	8
BLOCK DIAGRAM	9
SPECIAL FUNCTION	10
DETAILS & WAVEFORMS ON SYSTEM & TEST & DEBUGGING	10
ADJUSTMENT POINTS DIAGRAM / AMPLIFIER ADJUSTMENT	11
PCB LAYOUT	12 - 25
SCHEMATIC DIAGRAM	26 - 43
IC BLOCK DIAGRAM	44 - 52
EXPLODED VIEW	53 - 54
EXPLODED VIEW PARTS LIST	55 - 56
ELECTRICAL PARTS LIST	57 - 70
PACKING DIAGRAM	71
VERSION HISTORY	72

SPECIFICATIONS

POWER AMPLIFIER SECTION

Rated distortion	(Rated power level into 8 ohms, THD 20 Hz-20 kHz FL/C/FR) (Rated power level into 8 ohms, THD 20 Hz-20 kHz SL/SR/BS)	$\leq 0.1 \%$ $\leq 0.1 \%$
Input Sensitivity	(ref. 8 ohms, 1 kHz)	$157 \pm 20 \text{ mV}$
S/N Ratio	(A-wtd, 1kHz, 1 W, 8 ohm, SL/SR/BL)	$\geq -72 \text{ dB}$
Frequency Response	(20 Hz - 20 kHz)	$0 \pm 1.0 \text{ dB}$
Channel Balance	(1 dB to -40 dB, 1 kHz) (-41 dB to -50 dB, 1 kHz)	$\leq 2 \text{ dB}$ $\leq 3 \text{ dB}$
Audio muting at 1 kHz		$\geq 55 \text{ dB}$
Subwoofer out, 500 mV in	(THD at 2 V O/P, 100 Hz)	$\leq 0.5 \%$
Crosstalk	(500 mV input, 10 W, 1 kHz)	$\geq -57 \text{ dB}$
Controls		
Bass	(at 500 mV in, 1 W out, 100 Hz)	$\pm 10 \text{ dB} \pm 2 \text{ dB}$
Treble	(at 500 mV in, 1 W out, 10 kHz)	$\pm 10 \text{ dB} \pm 2 \text{ dB}$

DOLBY DIGITAL SECTION

Channel Difference(FL ref. Track 30)		$\pm 1.2 \text{ dB}$
Frequency Response at Dolby config.2	SL Track 46 200 - 20 kHz SR Track 47 200 - 20 kHz C Track 44 200 - 20 kHz	$\pm 0.8 \text{ dB}$ $\pm 0.8 \text{ dB}$ $\pm 0.8 \text{ dB}$
Harmonic Distortion	(1 W, Audio LPF, Dolby Congfig 1) FL Track 65 997 Hz FR Track 67 997 Hz SL Track 68 997 Hz SR Track 69 997 Hz C Track 66 997 Hz	$\leq 0.08 \%$ $\leq 0.08 \%$ $\leq 0.08 \%$ $\leq 0.08 \%$ $\leq 0.08 \%$
S/N Ratio	(TRACK 30 for O/P 1 W, FAUSE) CCIR / ARM Audio LPF A-WTD	$\geq 65 \text{ dB}$ $\geq 70 \text{ dB}$ $\geq 70 \text{ dB}$
Channel Separation	(1 W, A-WTD FILTER) Track 65 997 Hz	$\geq 60 \text{ dB}$

DOLBY PRO LOGIC II SECTION

Frequency Response

I/P mode : L, R	: 1 V in, 1 W, Ch L/R	40 Hz 20 kHz	$0 \pm 2.0 \text{ dB}$ $0 \pm 2.0 \text{ dB}$
I/P mode : L=R	: 1 V in, 1 W, Ch /L/R Ch C	40 Hz 20 kHz	$0 \pm 2.0 \text{ dB}$ $0 \pm 2.0 \text{ dB}$
I/P mode : L=-R	: 1 V in, 1 W, Ch SL/SR	40 Hz 20 kHz	$0 \pm 2.0 \text{ dB}$ $0 \pm 2.0 \text{ dB}$
S/N Ratio (200 mV in, 1 W, A-WTD w/ 1 k termination)			
I/P mode : L, R	: 1 kHz, Ch L/R		$\geq 65 \text{ dB}$
I/P mode : L=R	: 1 kHz, Ch C		$\geq 65 \text{ dB}$
I/P mode : L=-R	: 1 kHz, Ch SL/SR		$\geq 65 \text{ dB}$
THD (2.2 V in, 1 W, w/ 80 kHz LPF, 1 kHz)			$\leq 0.2 \%$

DTS SECTION

Output Level (Vol 0 dB)	: FL/FR/C/SL/SR	Track 6	1 kHz	0.3 ± 1.3 W
Channel Difference (FL ref):	FL/FR/C/SL/SR	Track 6	1 kHz	± 1.0 dB
Harmonic Distortion (Audio Filter)	: FL/FR/C/SL/SR	Track 10-14	1 kHz	≤ 0.08 %
Frequency Response (20 Hz to 20 kHz)		Track 26-30		+2/-1.5
Subwoofer Output Level	1 kHz ref at pre-out (FL)	Play Track 10, charge to 15		12.5 ± 1.5 dB

AM TUNER SECTION

Input level is expressed as the reading in open circuit of 75-ohm source impedance signal generator

Usable sensitivity	(999/1000 kHz)	≤ 30 dBuV
S/N Ratio	(5 mV in)	≥ 38 dB
THD	(5 mV in)	≤ 3 %
IF Rejection	(450 kHz)	≤ 36 dB
Image Rejection	(F+2xIF)	≥ 28 dB
Selectivity		≥ 17 dB
Output		170 -20/+30 mV
Loop sensitivity	(20 dB S/N)	
	999/1000 kHz	≤ 66 dB
	603/600 kHz	≤ 66 dB
	1404/1400 kHz	≤ 66 dB
Frequency Response	(100 - 2.3 kHz, 5 mV)	± 6 dB

FM TUNER SECTION

***C**

***AH**

Input level is expressed as the reading in open circuit of 75-ohm source impedance signal generator

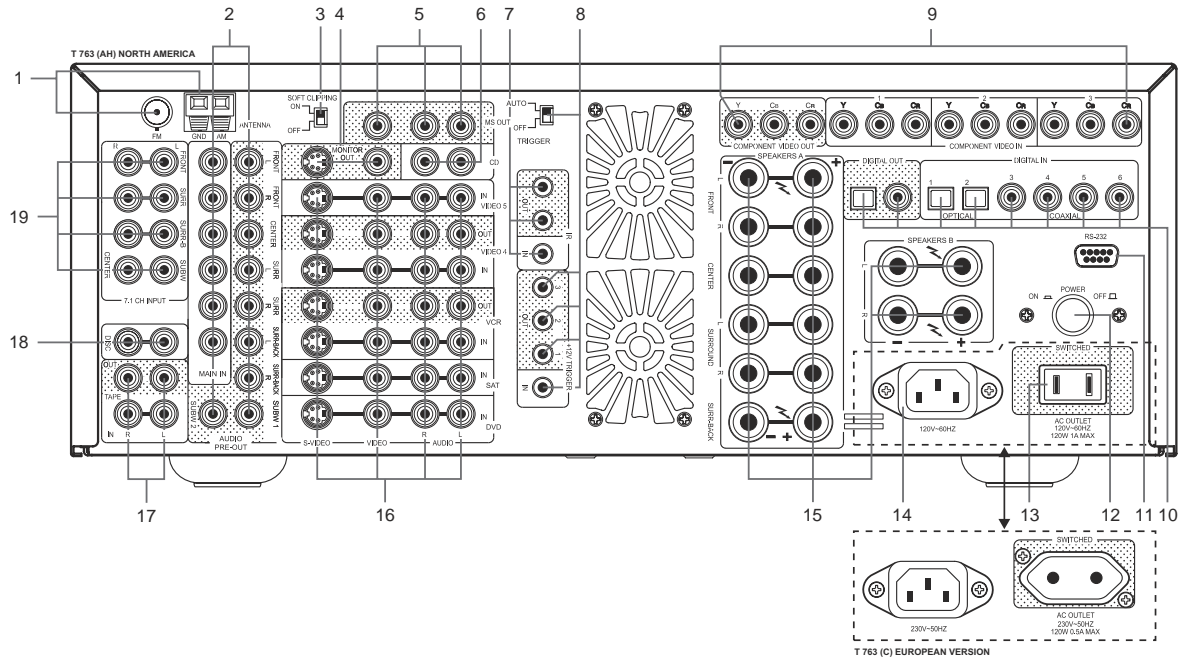
Usable sensitivity	(98 MHz)	≤ 15 dBμV	≤ 15 dBuV
S/N Ratio	(60 dB, IHF wtd)	Mono ≥ 63 dB	≥ 63 dB
		Stereo ≥ 63 dB	≥ 63 dB
Frequency Response	(20 Hz - 15 kHz, 60 dBμ)	0 ± 1.5 dB	0 ± 1.5 dB
Channel Separation	(60 dBμ)	100 Hz ≥ 30 dB	≥ 30 dB
		1 k ≥ 38 dB	≥ 38 dB
		10 kHz ≥ 30 dB	≥ 30 dB
Alternate Channel Selectivity (40 dBμ, ± 400 kHz)		≥ 60 dB	≥ 45 dB
Capture Ratio	(40 dBμ)	≤ 3 dB	≤ 3 dB
AM Suppression (60 dBμ, 100% Mod. FM, 30% Mod. AM)		≥ 48 dB	≥ 48 dB
Image Rejection	(119.4 MHz)	≥ 65 dB	-
I.F. Rejection	(10.7 MHz)	-	≥ 78 dB
Pilot Suppression	(98 MHz)	≥ 60 dB	≥ 60 dB
THD (60 dBμ, L=R 75 kHz for AH, 40 kHz Dev for C)	Mono	≤ 0.25 %	≤ 0.25 %
	Stereo	≤ 0.35 %	≤ 0.35 %
Auto-Search Sensitivity	On	≥ 24 dBμ	≥ 24 dBμ
	Off	≤ 15 dBμ	≤ 15 dBμ
RDS decode Sensitivity		≤ 26 dBμ	-

PHYSICAL SPECIFICATIONS

Dimensions (Width x Height x Depth)	435 x 167 x 382 mm
Net Weight	18.50 Kg (40.70 lbs)
Shipping Weight	22.20 Kg (48.84 lbs)

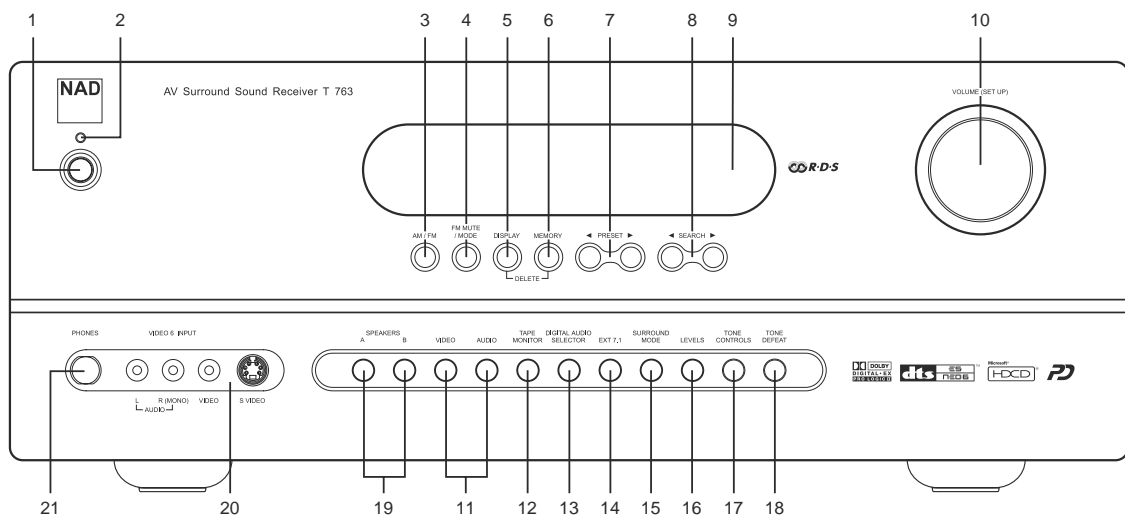
REAR PANEL / FRONT PANEL VIEW

REAR PANEL



- | | |
|---|--|
| 1. FM & AM ANTENNA | 10. DIGITAL AUDIO INPUT & DIGITAL AUDIO OUTPUT |
| 2. MAIN IN / AUDIO PRE-OUTS / SUBWOOFER OUT | 11. RS-232 |
| 3. SOFT CLIPPING ON/OFF | 12. POWER SWITCH |
| 4. MONITOR OUT | 13. SWITCHED AC OUTLETS |
| 5. MS OUT (MULTISOURCE OUT) | 14. AC POWER INLET |
| 6. CD INPUT | 15. SPEAKERS A & B |
| 7. IR INPUT & OUTPUT | 16. DVD, SAT, VCR, VIDEO 4 & VIDEO 5 |
| 8. 12V TRIGGER INPUT & OUTPUT | 17. TAPE INPUT & OUTPUT |
| 9. COMPONENT VIDEO IN & COMPONENT VIDEO OUT | 18. DISC INPUT |
| | 19. 7.1 CH. INPUTS |

FRONT PANEL



- | | | |
|---------------------|----------------------------|--------------------|
| 1. STANDBY SWITCH | 8. SEARCH DOWN / UP | 15. SURROUND MODE |
| 2. STANDBY LED | 9. VFL DISPLAY | 16. LEVELS |
| 3. AM / FM | 10. VOLUME (SETUP) | 17. TONE CONTROLS |
| 4. FM MUTE / MODE | 11. VIDEO & AUDIO | 18. TONE DEFEAT |
| 5. DISPLAY | 12. TAPE MONITOR | 19. SPEAKERS A & B |
| 6. MEMORY | 13. DIGITAL AUDIO SELECTOR | 20. VIDEO 6 INPUT |
| 7. PRESET DOWN / UP | 14. EXT. 7.1 | 21. PHONES |

DISASSEMBLY INSTRUCTIONS

1. Remove machine screws M4.0 x 8.0 (1 to 6) from the side panels.
Remove tapping screw 3.0 x 8.0 (7 to 10) from the back panel.
Refer to **Figure No. 1**.

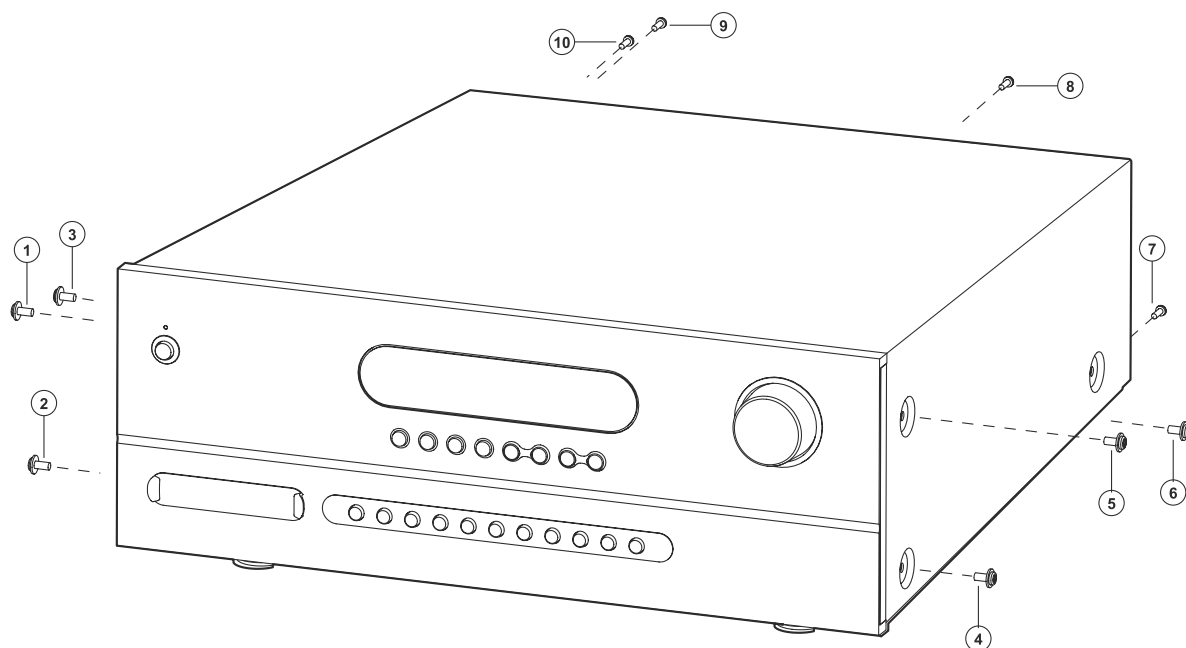


Figure No. 1

2. Pull both sides of the TOP COVER slightly outwards **11** and tilt approx. 35 ° and then remove in the direction as indicated by the arrow **12**. Refer to **Figure No. 2**.


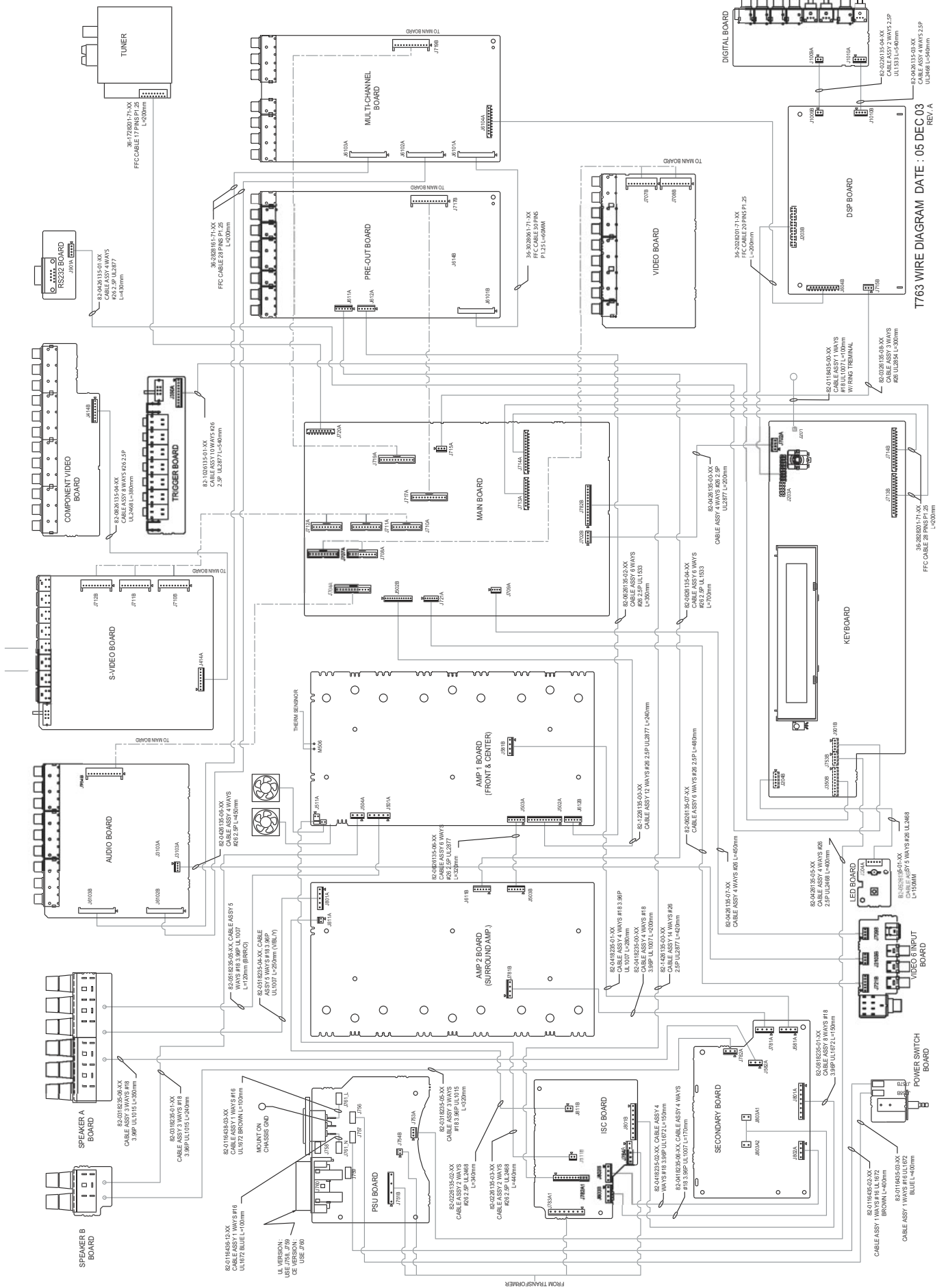


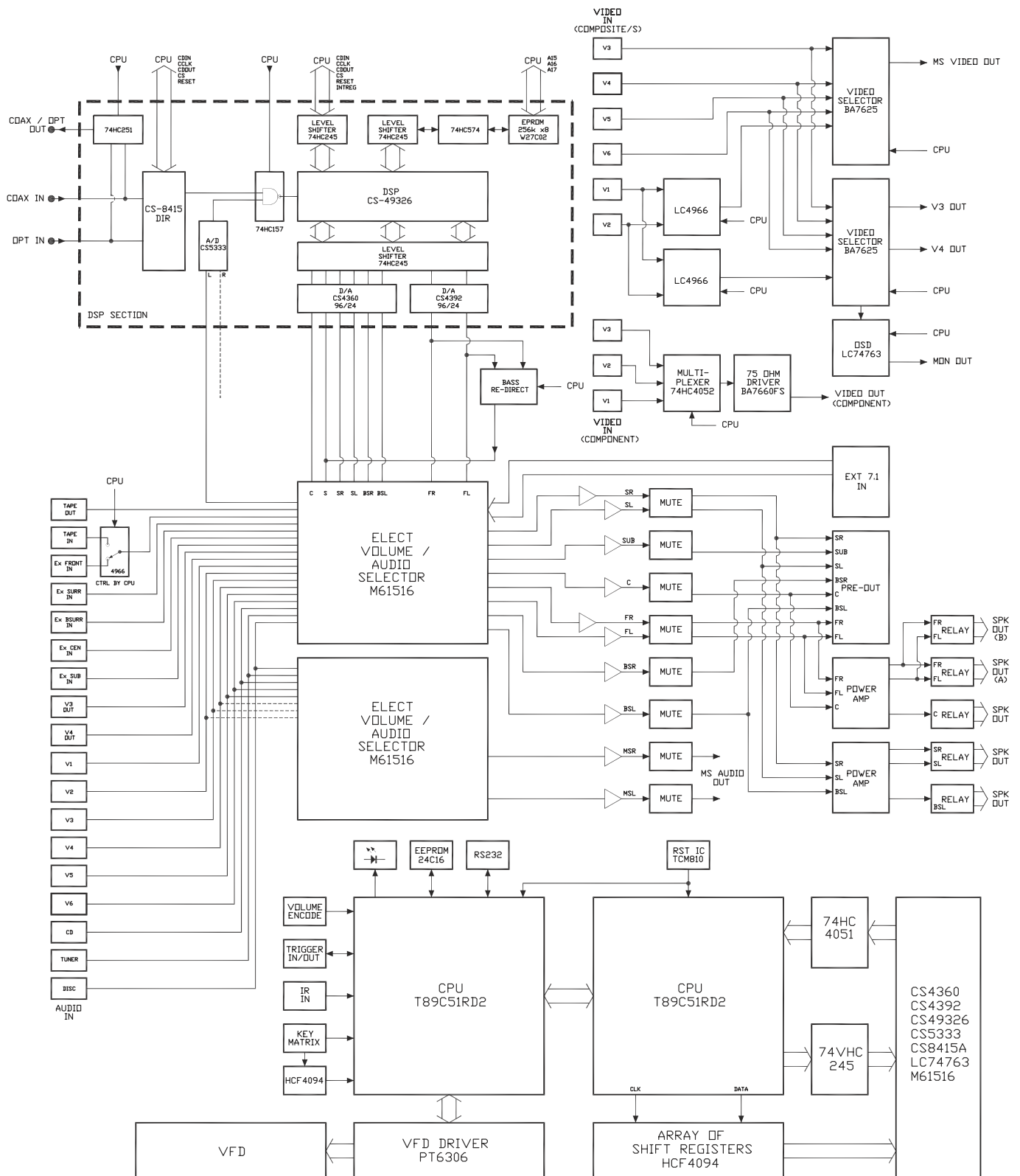
Figure No. 2

WIRING DIAGRAM



T763 WIRE DIAGRAM DATE : 05 DEC 03 REV. A

BLOCK DIAGRAM



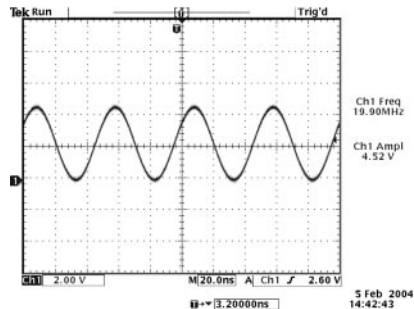
T763 Block Diagram
Issue : 01

SPECIAL FUNCTION

FEATURE	KEYS PRESS ON FRONT PANEL
RESET FOR AH VERSION	VIDEO + TONE DEFEAT
RESET FOR C VERSION	VIDEO + TONE CONTROLS
NTSC / PAL SELECTION	VIDEO + MEMORY
VFD ALL DISPLAY	AUDIO + TAPE MONITOR
AM FREQ. STEP	AM/FM + FM MUTE

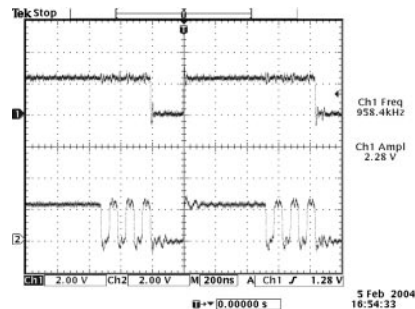
DETAILS & WAVEFORMS ON SYSTEM TEST & DEBUGGING

T89C51RD2 (U202) main clock is at 20MHz (X202)

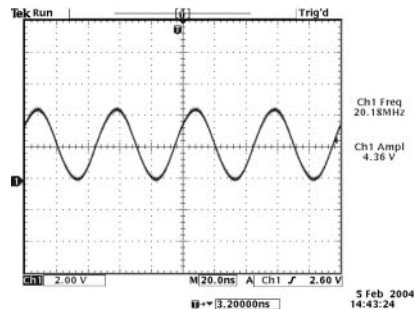


UPPER - OUTPUT ENABLE (pin 24) of EPROM (W27C02) when changing SURROUND MODES

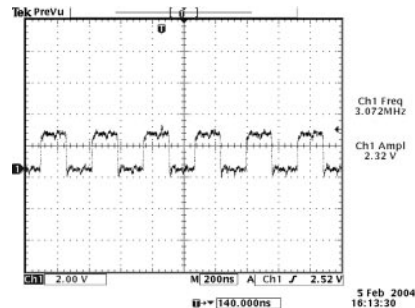
LOWER - CHIP ENABLE (pin 22) of EPROM (W27C02) when changing SURROUND MODES



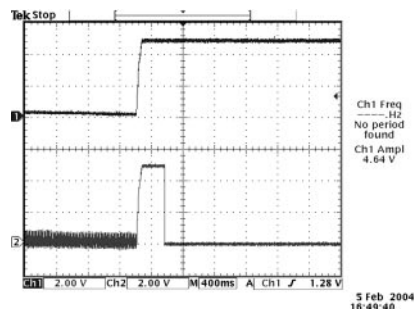
T89C51RD2 (U201) main clock is at 20MHz (X201)



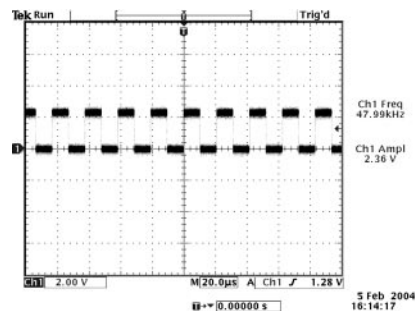
SCLK (pin 43 of CS49326)



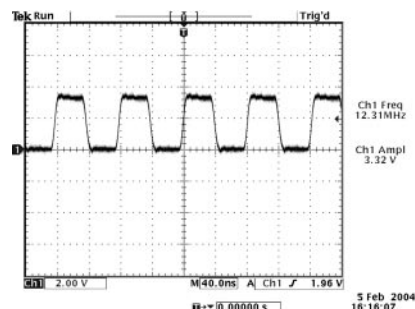
UPPER - +5V supply to KEYBOARD when power up
LOWER - RESET line (TCM810LENB713) when power up



LRCLK (pin 42 of CS49326)



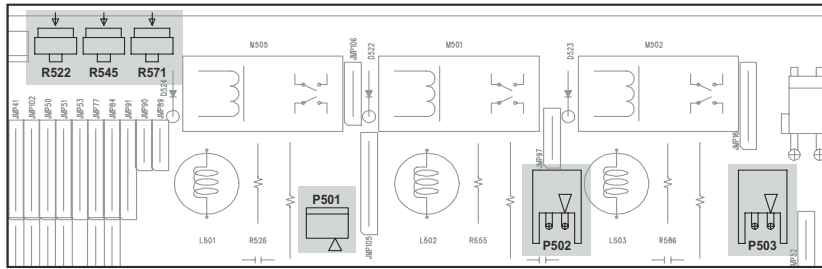
MCLK (pin 30 of CS49326)



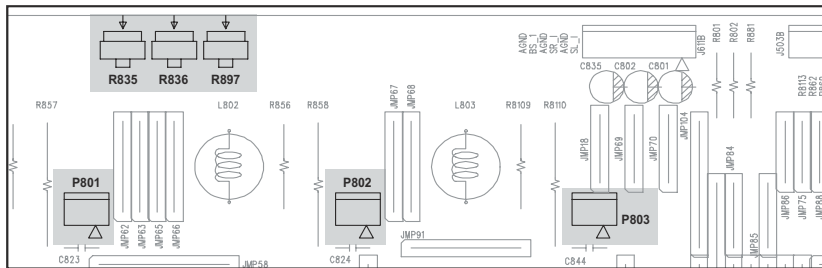
NOTE: The waveforms are based on software version V1.26.

ADJUSTMENT POINT DIAGRAM

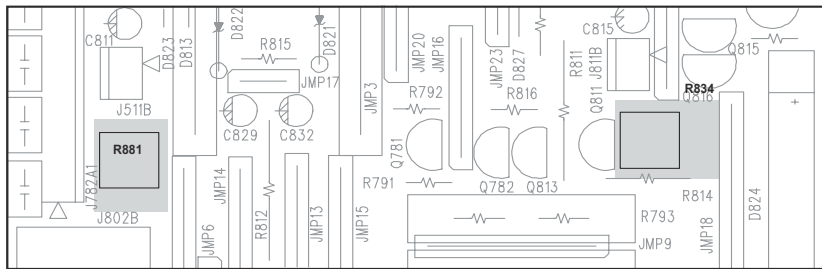
FRONT/CENTER AMPLIFIER BOARD



SURROUND AMPLIFIER BOARD



ISC BOARD



AMPLIFIER ADJUSTMENT

Idle Current

1. Rotate R522 fully clockwise.
2. Connect DC millivoltmeter to P501 (i.e. Across half of R523, 0.22 Ohm resistor).
3. Turn on the unit.
4. Adjust R522 for 1mV reading on voltmeter.
5. Leave power on for at least 5 min, and check for idle current again.
6. Repeat for other channels.

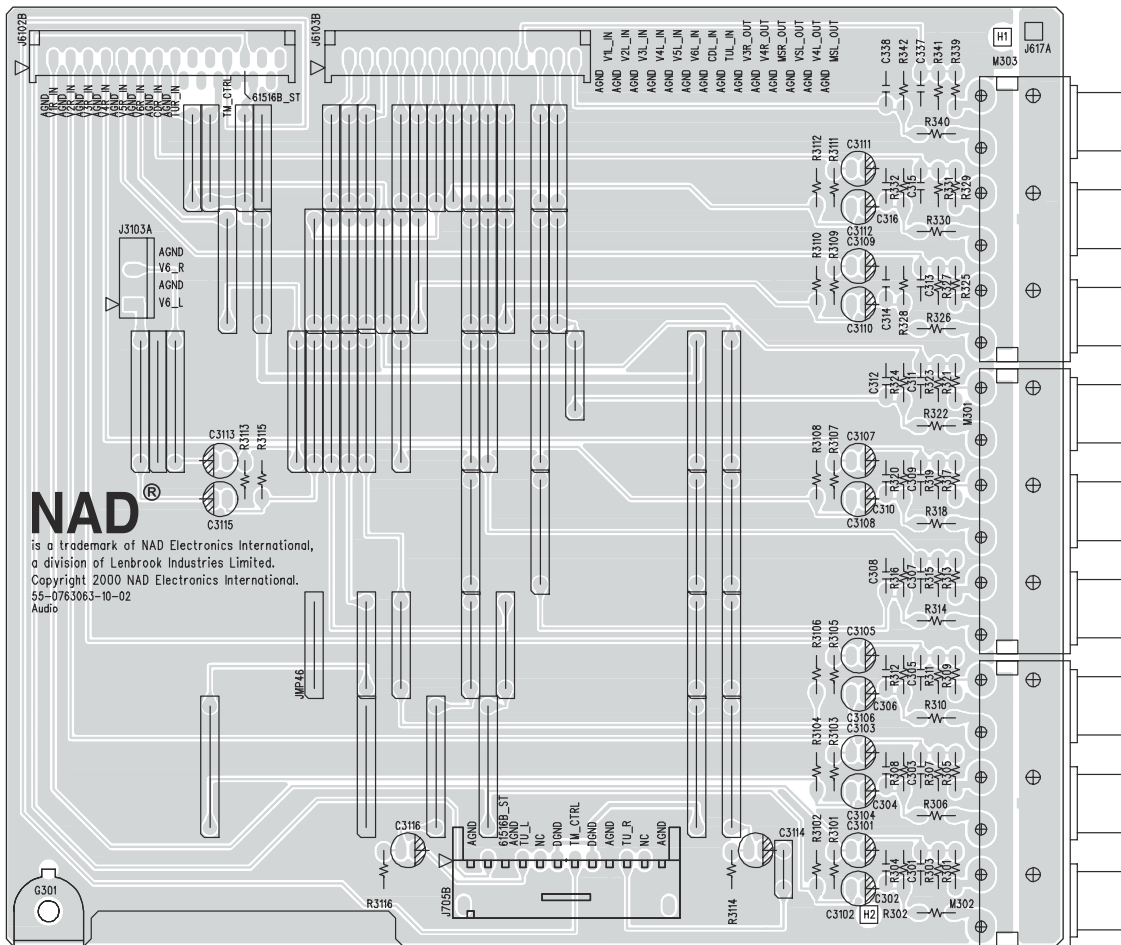
CHANNEL	JUMPER	VR
FL	P501	R522
FR	P502	R545
C	P503	R571
SL	P801	R835
SR	P802	R836
BS	P803	R897

ISC Sensitivity

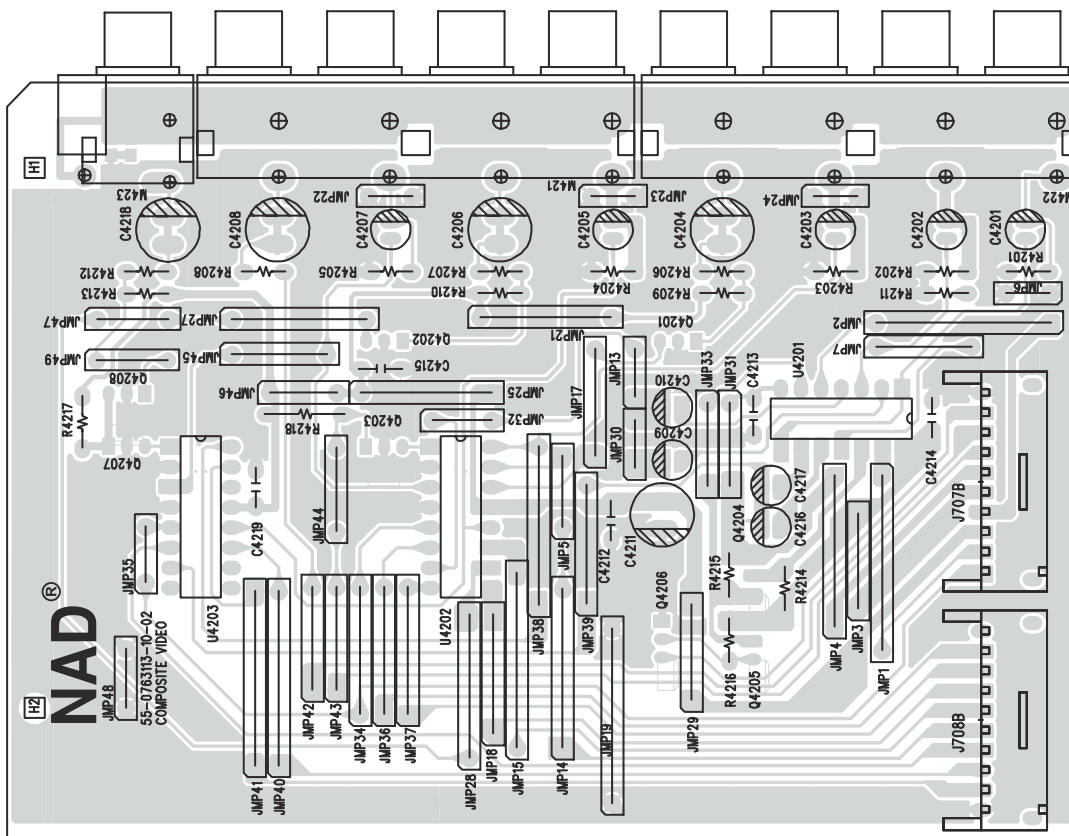
1. Connect 8 ohm loading to all channels.
2. Rotate R881 fully clockwise.
3. Load all channels at full power using 1kHz sine wave.
4. At this time, monitor the THD of the SL,SR,BS output. Clipping should occur before full power achieved.
5. Rotate R834 counter-clockwise slowly until the THD just below 0.1%.
6. Repeat step 2-5 for R834 but monitor FL, FR & Center output.
7. The procedure is finish at this step.
8. Load all channels at full power using 1kHz sine wave with 4 ohm load.
9. The clipping power(at THD 0.1%) should less than 85W.

PCB LAYOUT

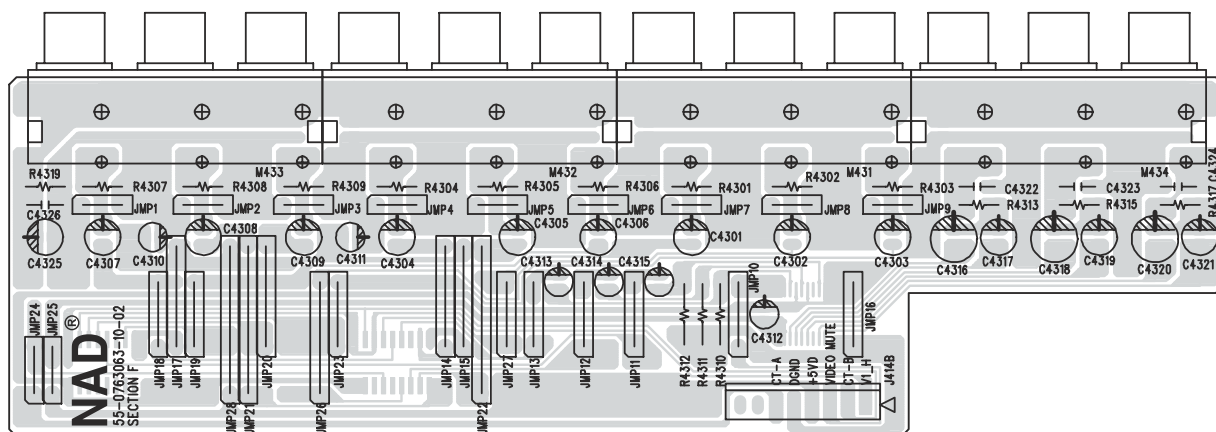
AUDIO BOARD



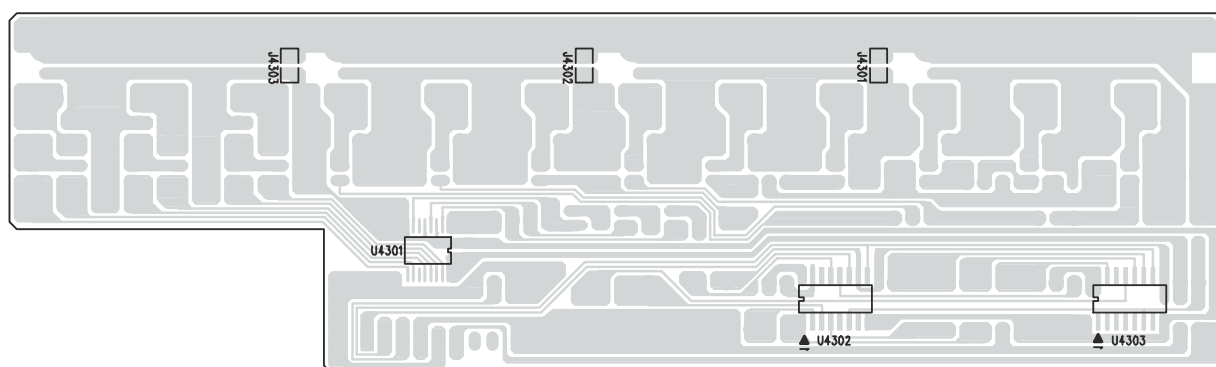
COMPOSITE VIDEO BOARD



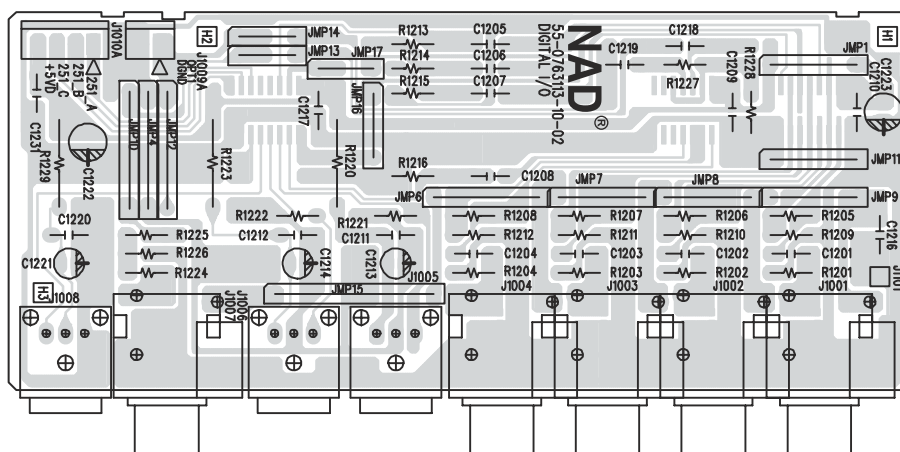
COMPONENT VIDEO BOARD - COMPONENT SIDE



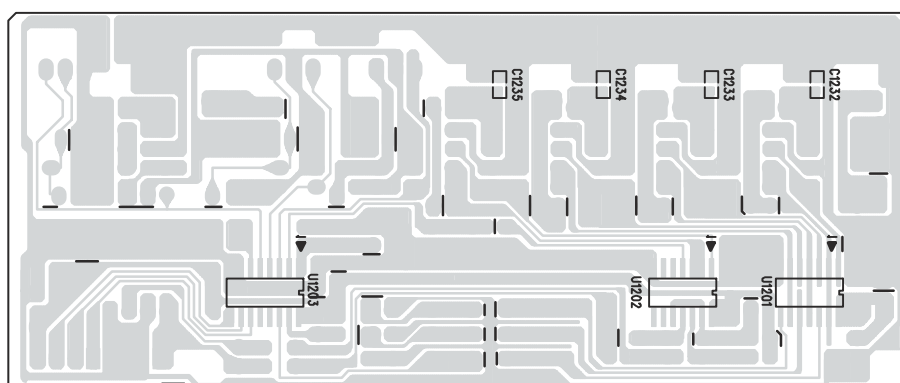
COMPONENT VIDEO BOARD - COPPER SIDE



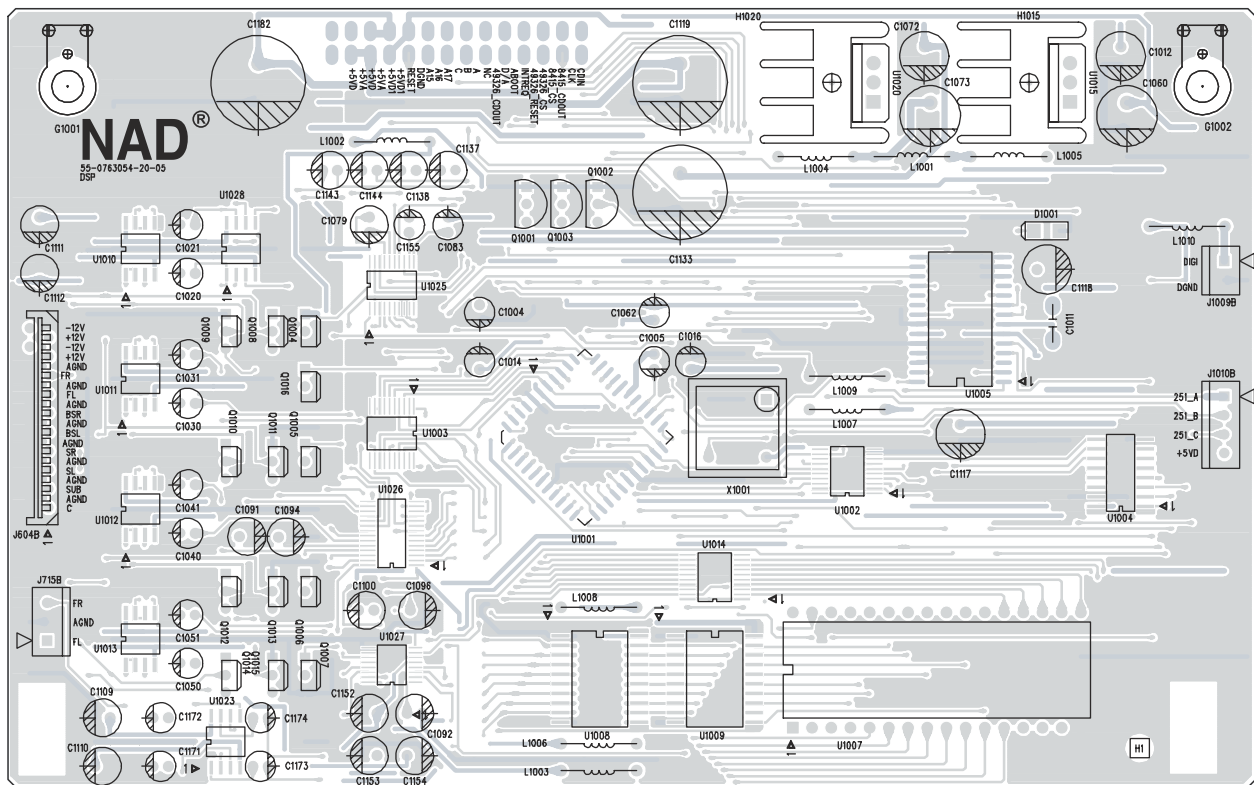
DIGITAL BOARD - COMPONENT SIDE



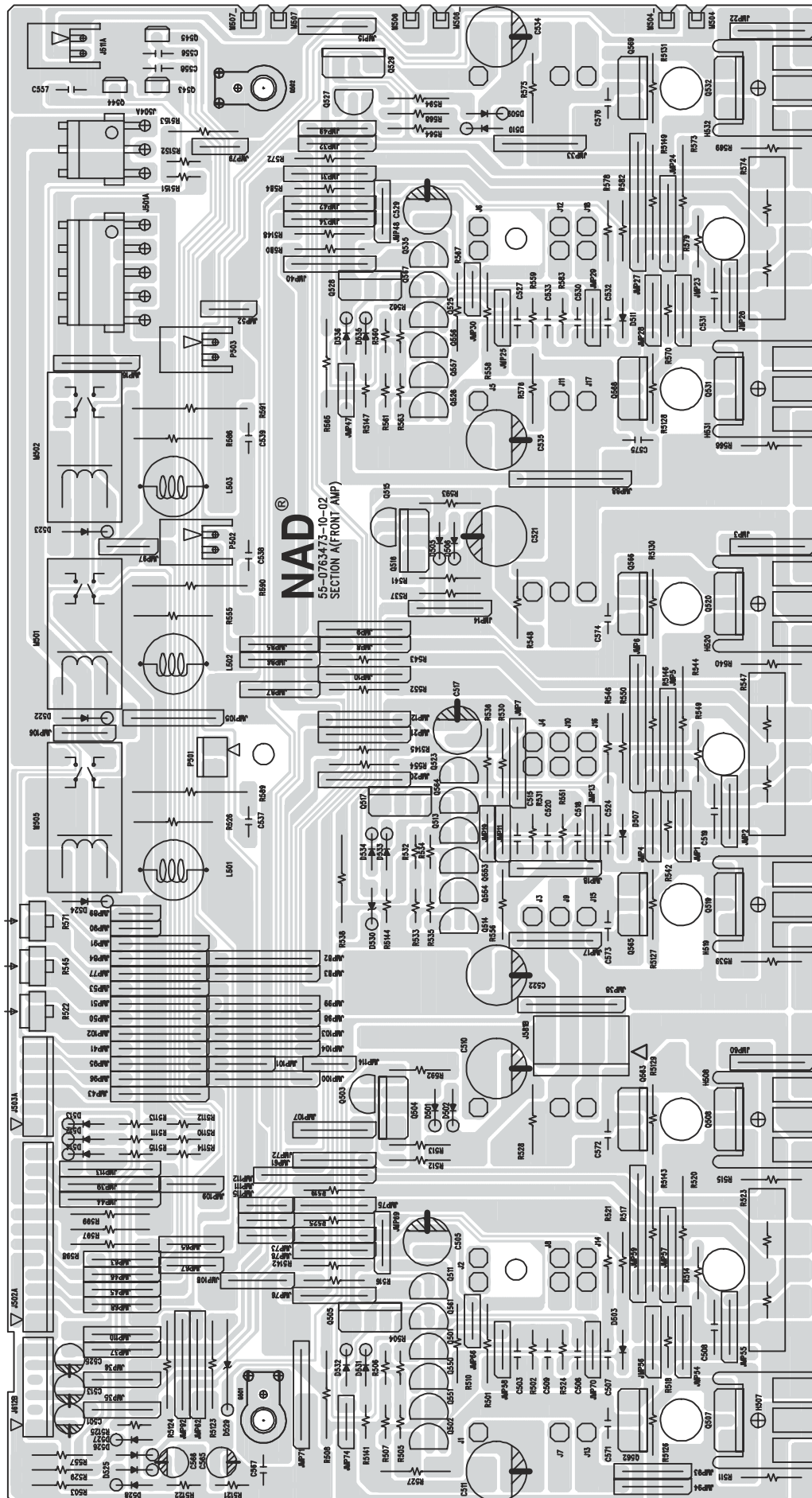
DIGITAL BOARD - COPPER SIDE




DSP BOARD - COMPONENT SIDE



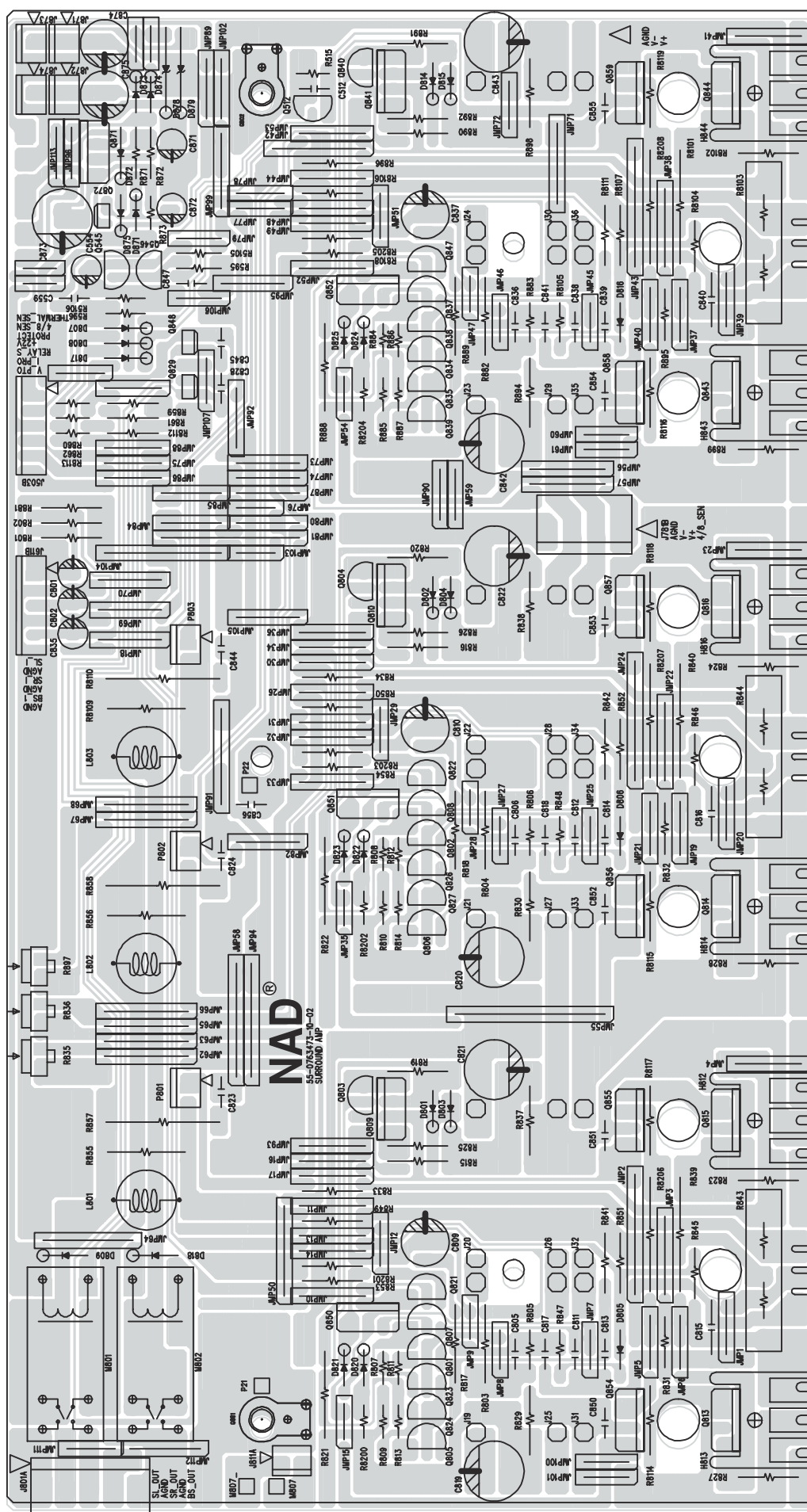
FRONT/CENTER AMPLIFIER BOARD - COMPONENT SIDE




FRONT/CENTER AMPLIFIER BOARD - COPPER SIDE



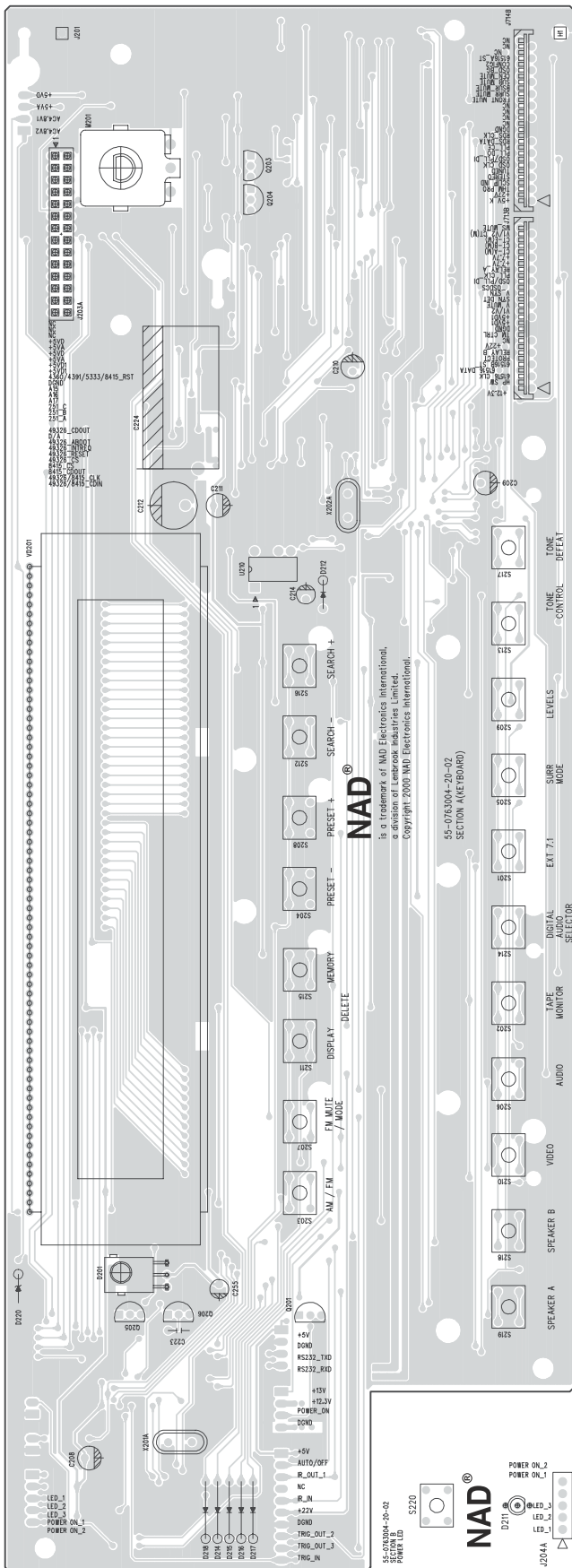
SURROUND AMPLIFIER BOARD - COMPONENT SIDE



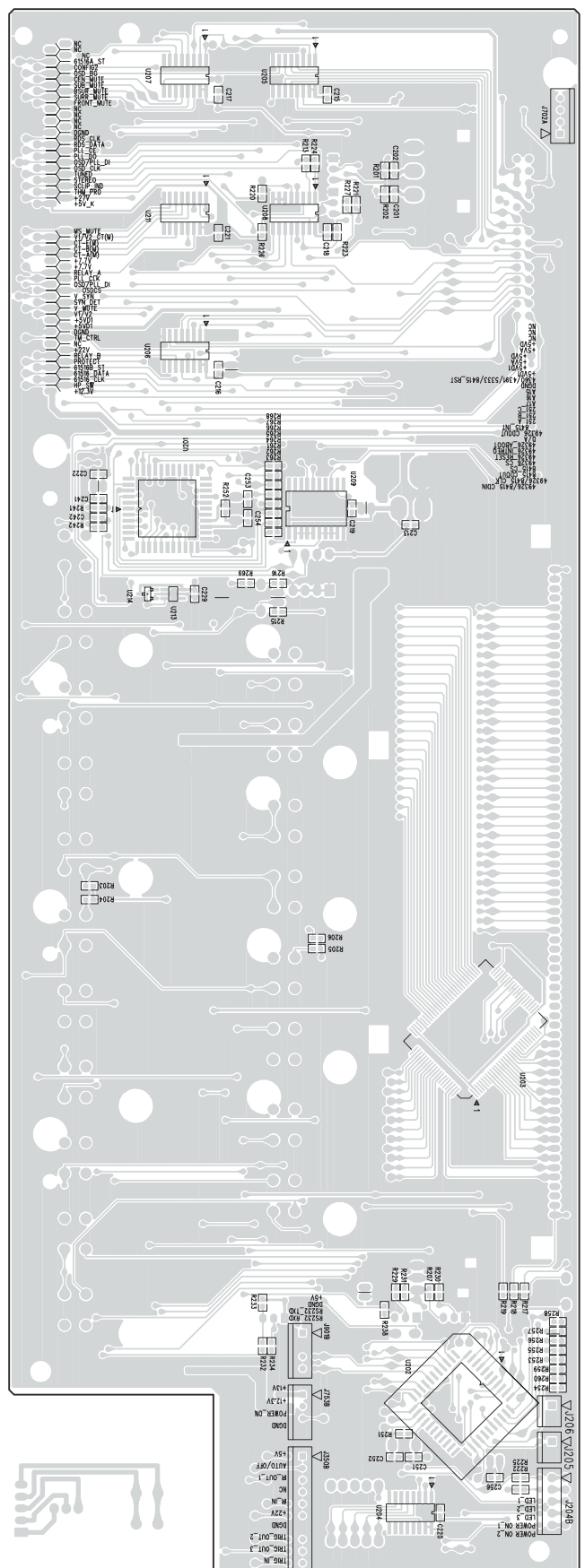
SURROUND AMPLIFIER BOARD - COPPER SIDE



KEY BOARD / LED BOARD - COMPONENT SIDE

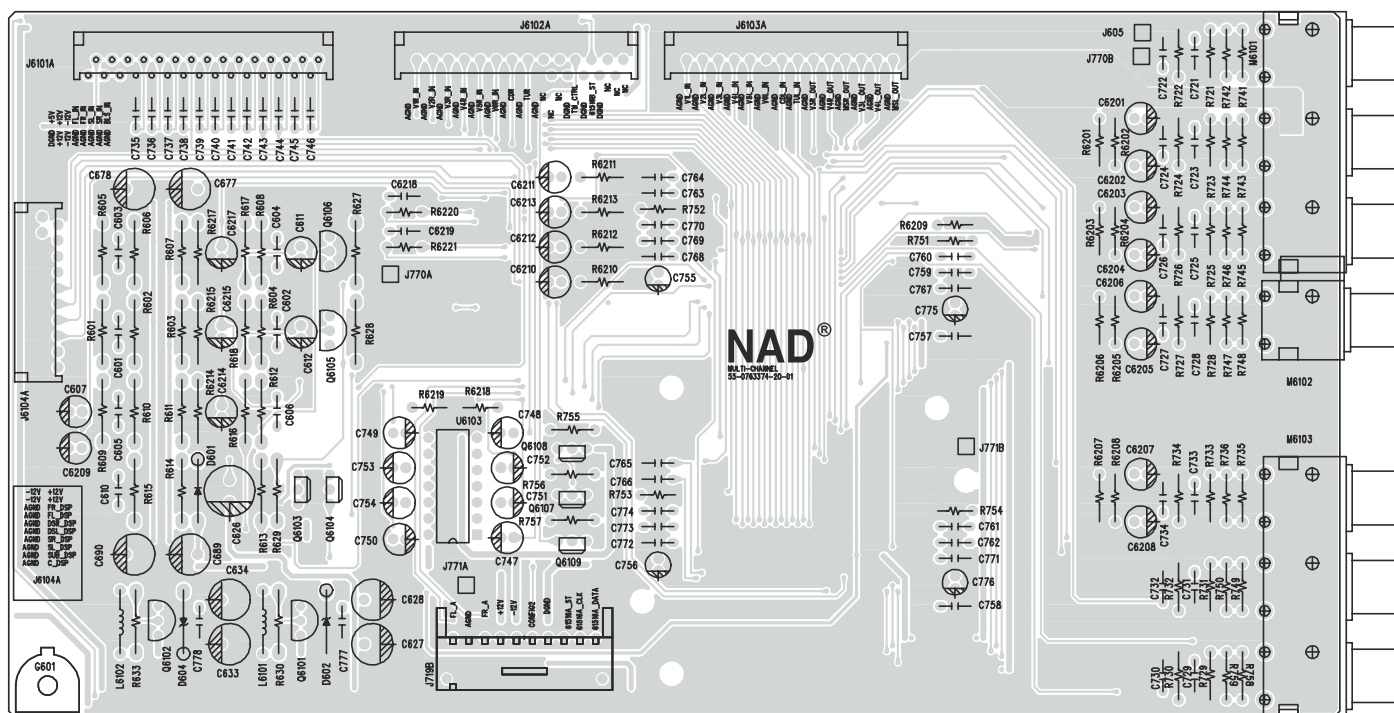


KEY BOARD / LED BOARD - COPPER SIDE

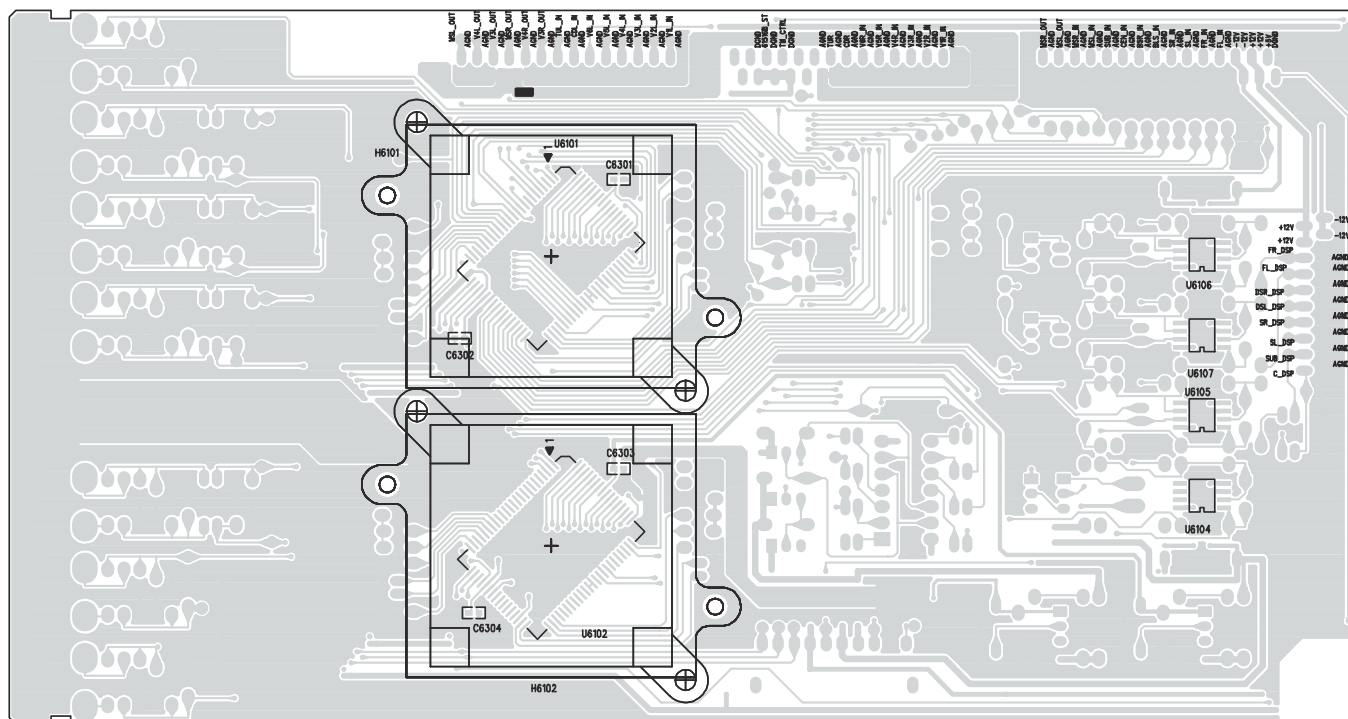


is a trademark of NAD Electronics International,
a division of Lenbrook Industries Limited.
Copyright 2000 NAD Electronics International.
55-0763013-10-02
SECTION A (MAINBOARD)

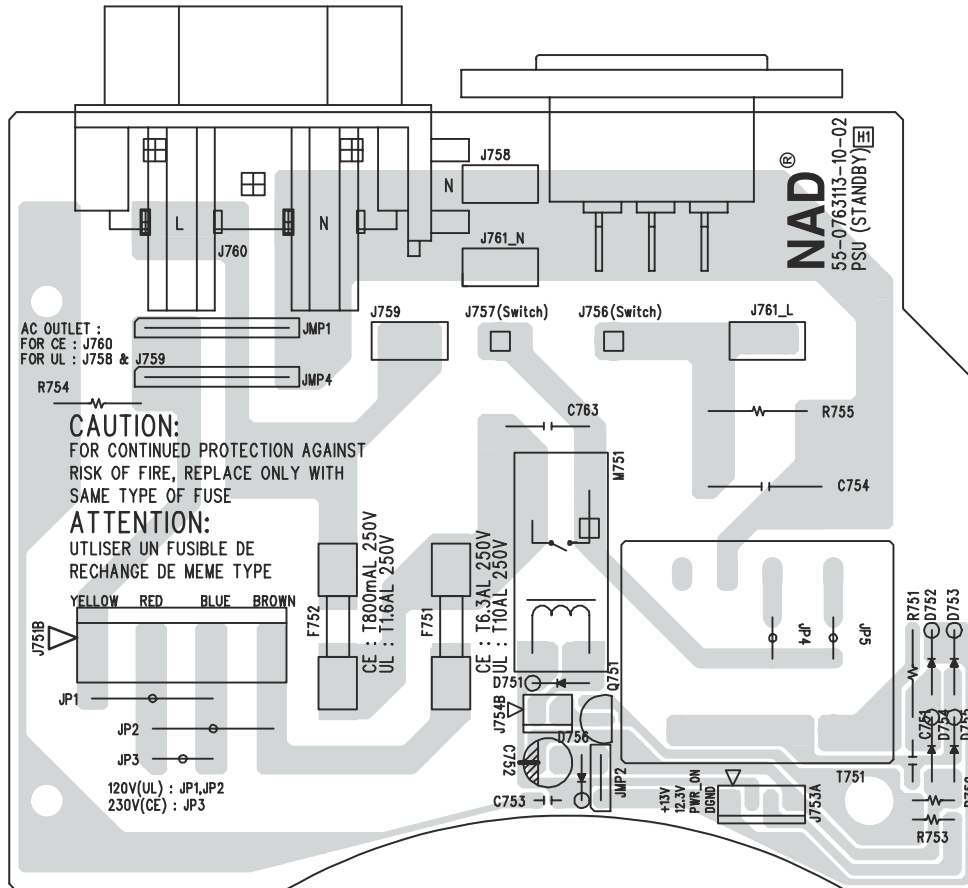
MULTI-CHANNEL BOARD - COMPONENT SIDE



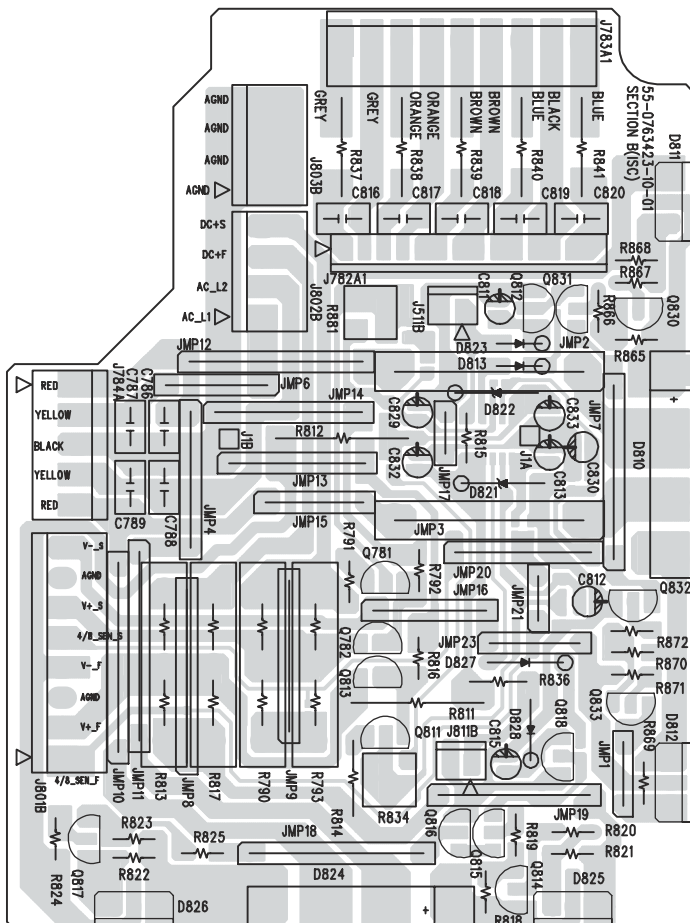
MULTI-CHANNEL BOARD - COPPER SIDE



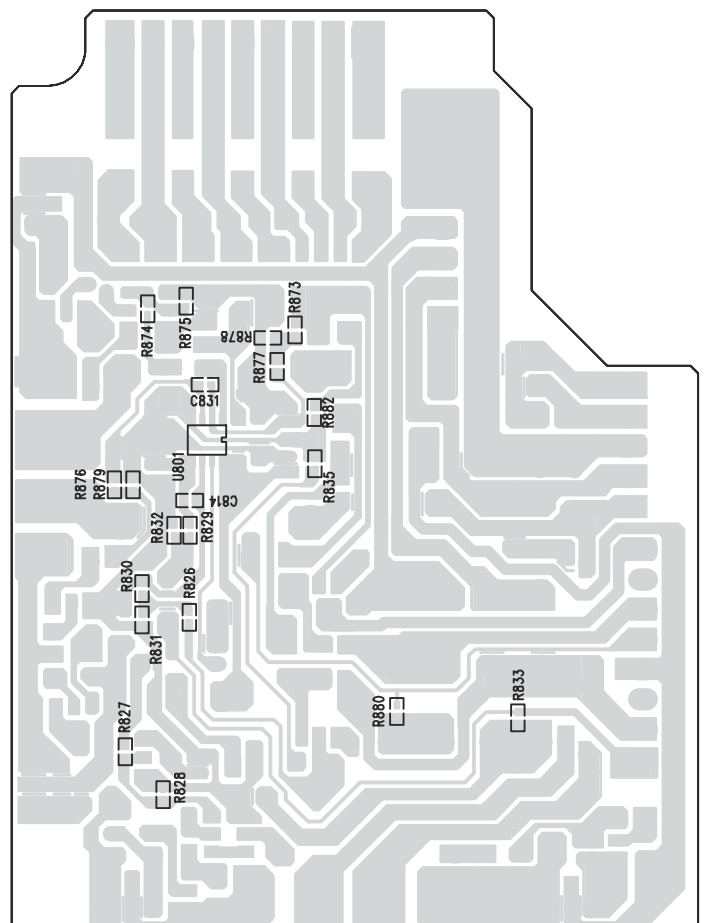
POWER SUPPLY (STANDBY)



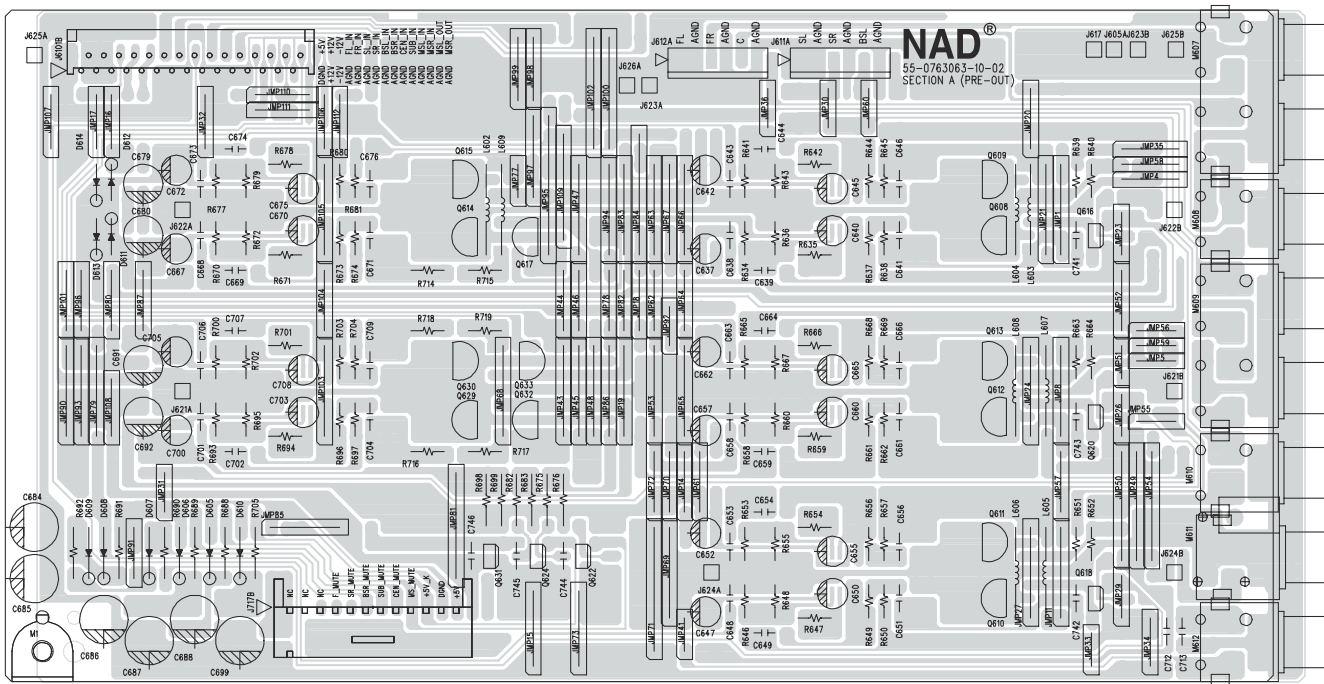
ISC BOARD - COMPONENT SIDE



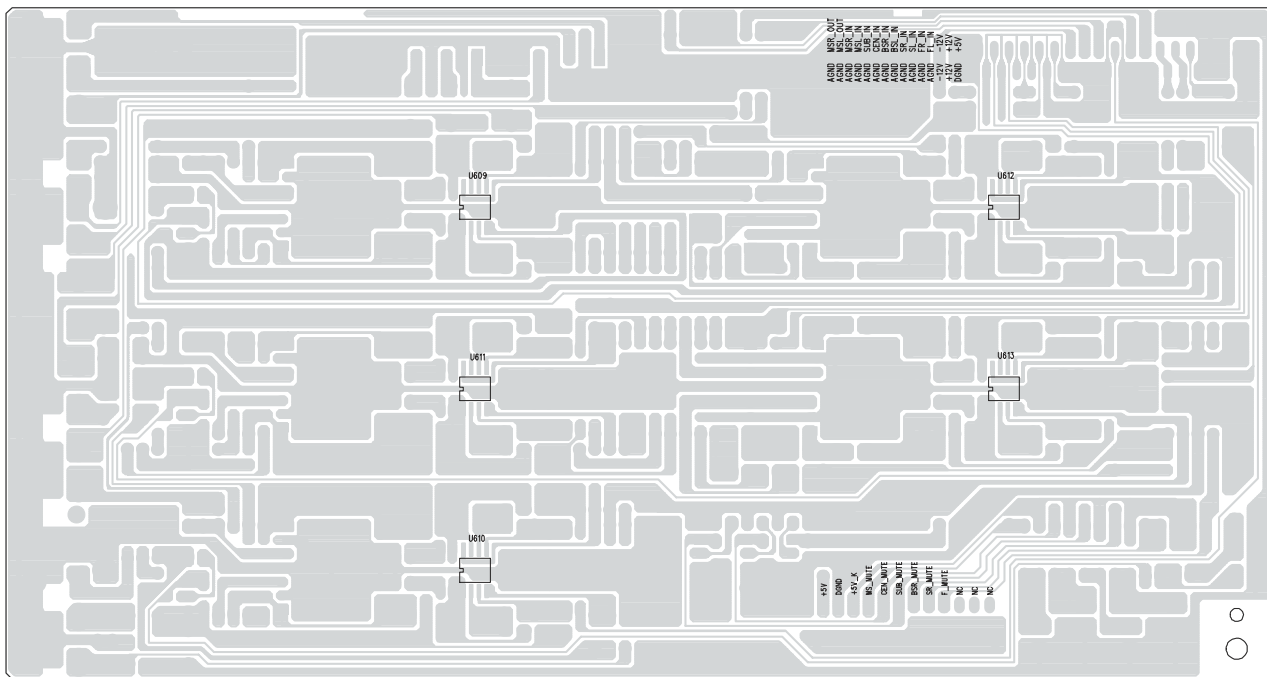
ISC BOARD - COPPER SIDE



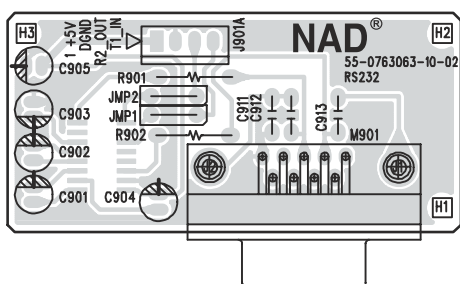
PRE-OUT BOARD - COMPONENT SIDE



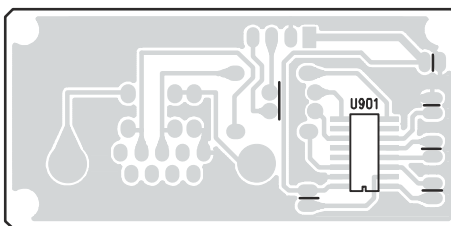
PRE-OUT BOARD - COPPER SIDE



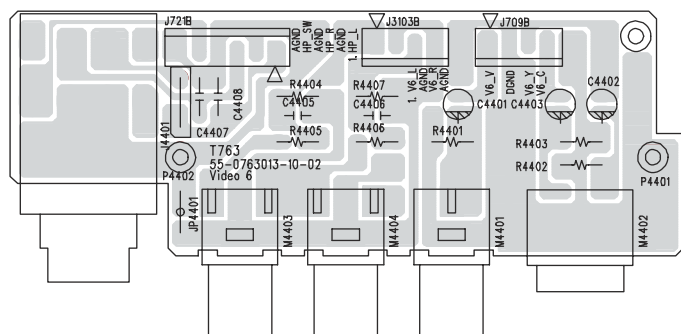
RS-232 BOARD - COPPER SIDE



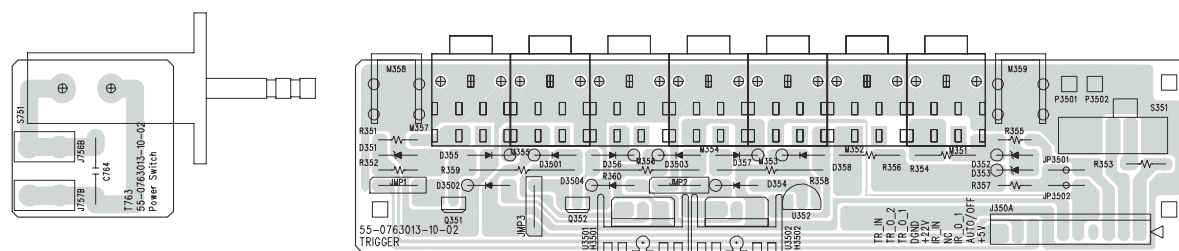
- COMPONENT SIDE



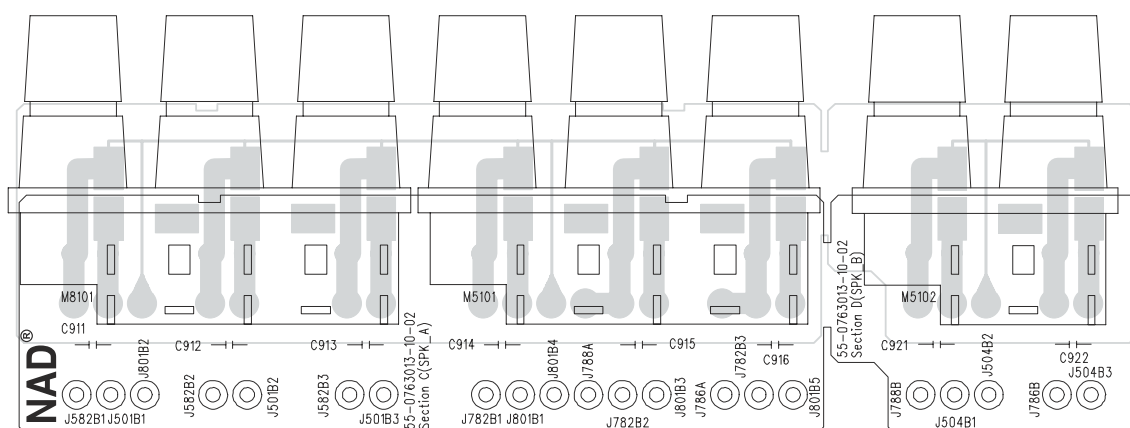
VIDEO 6 BOARD



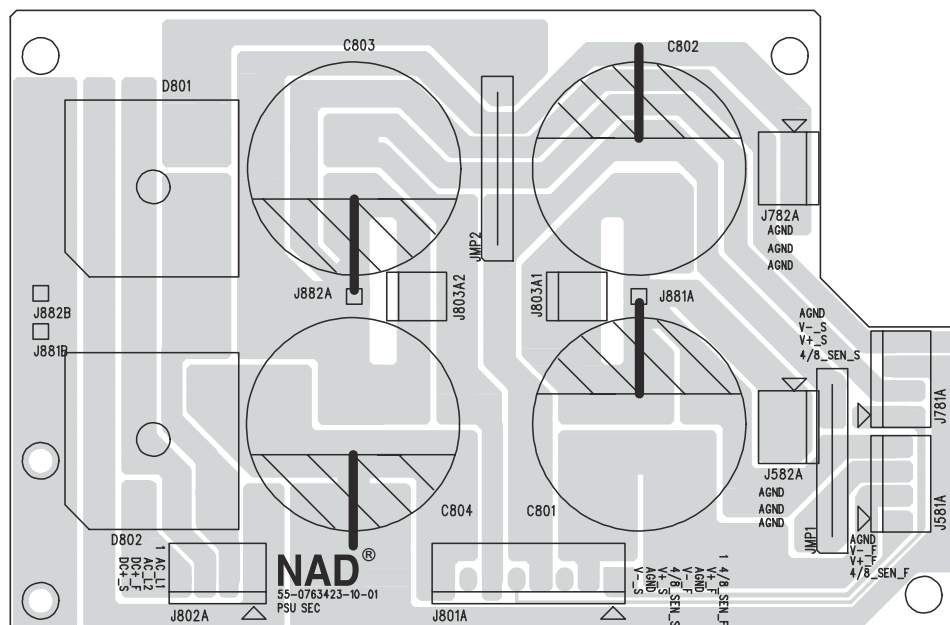
POWER SWITCH / TRIGGER BOARD



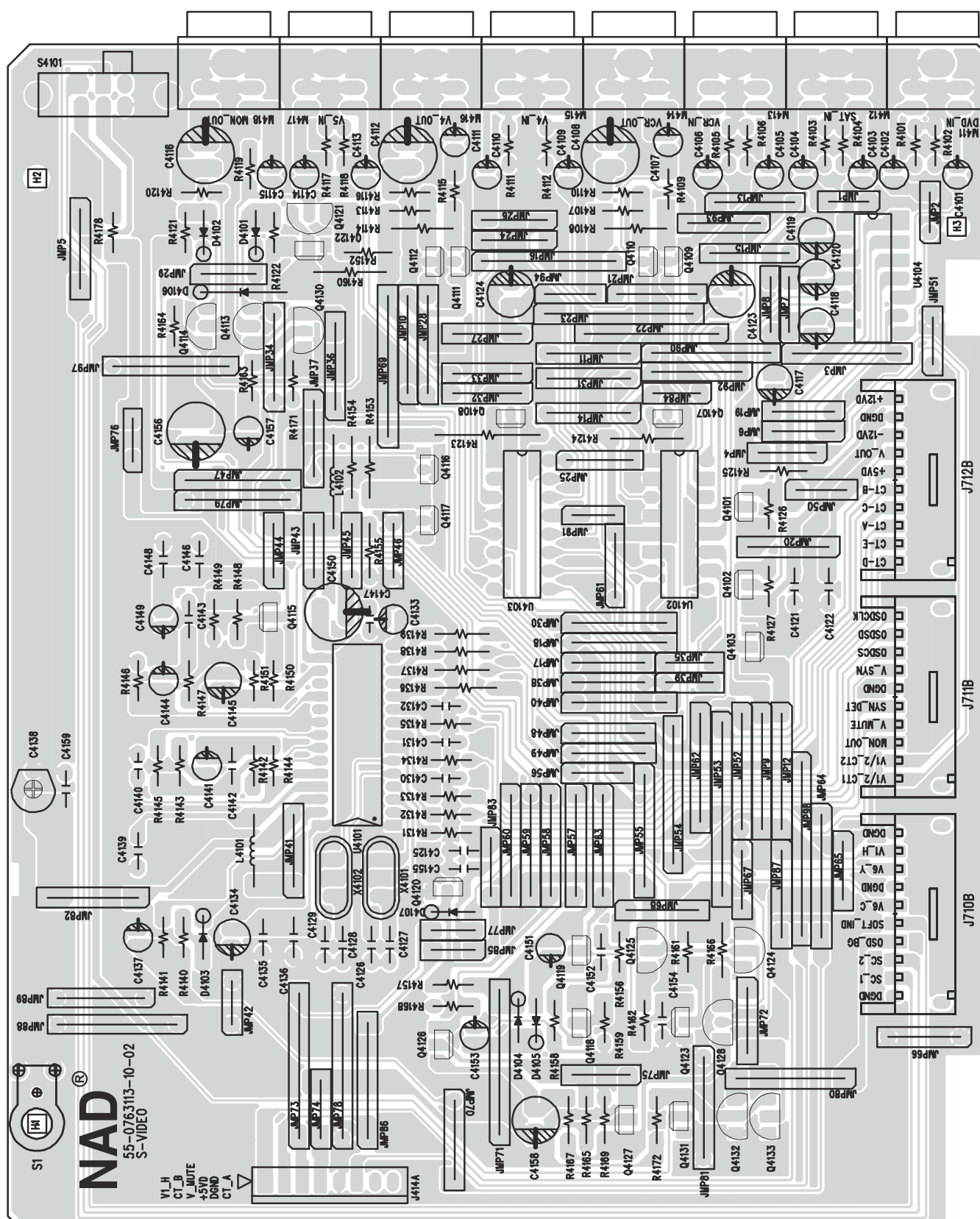
SPEAKER TERMINAL BOARD



SECONDARY BOARD

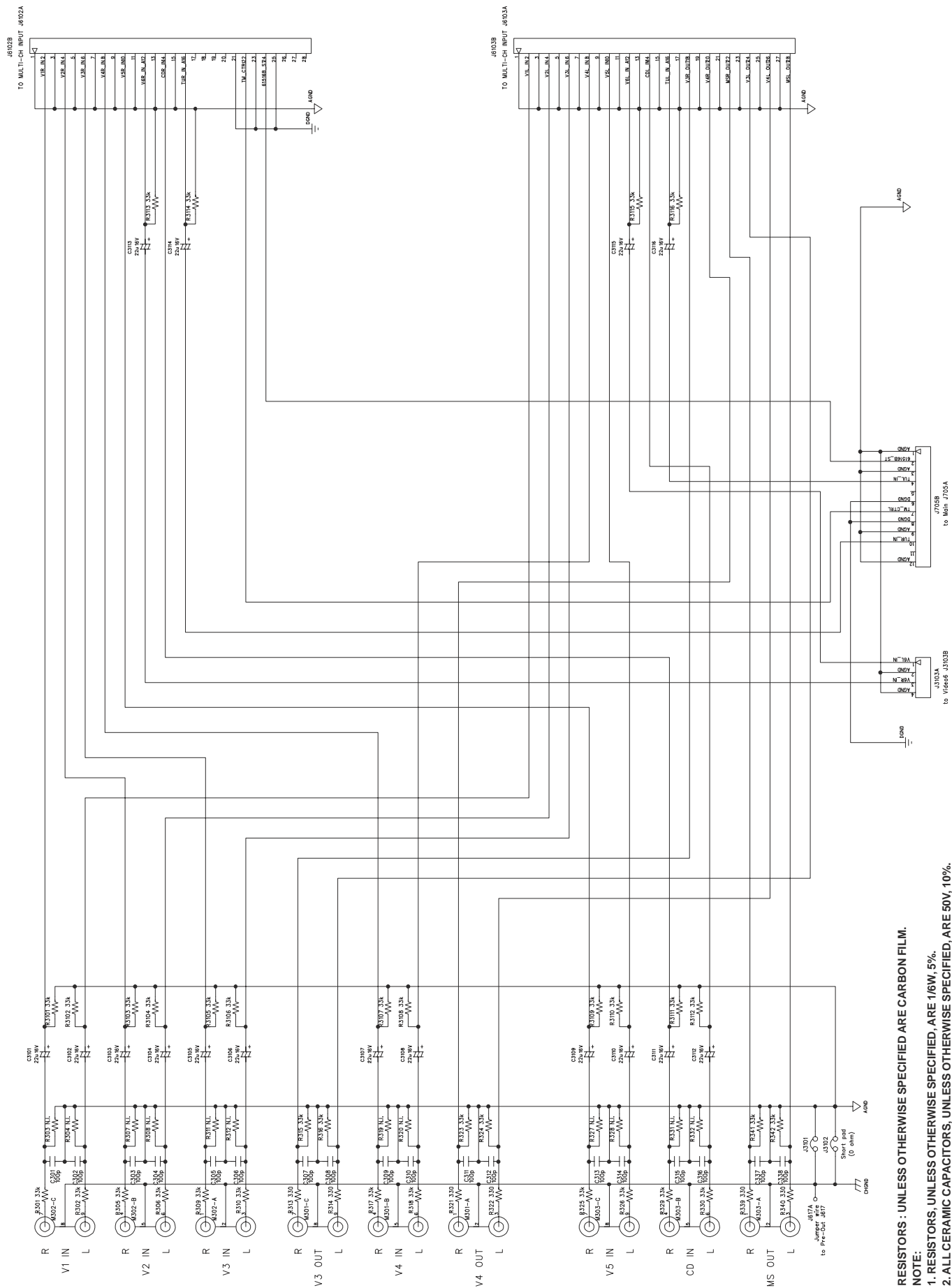


S-VIDEO BOARD



SCHEMATIC DIAGRAM

AUDIO SWITCH

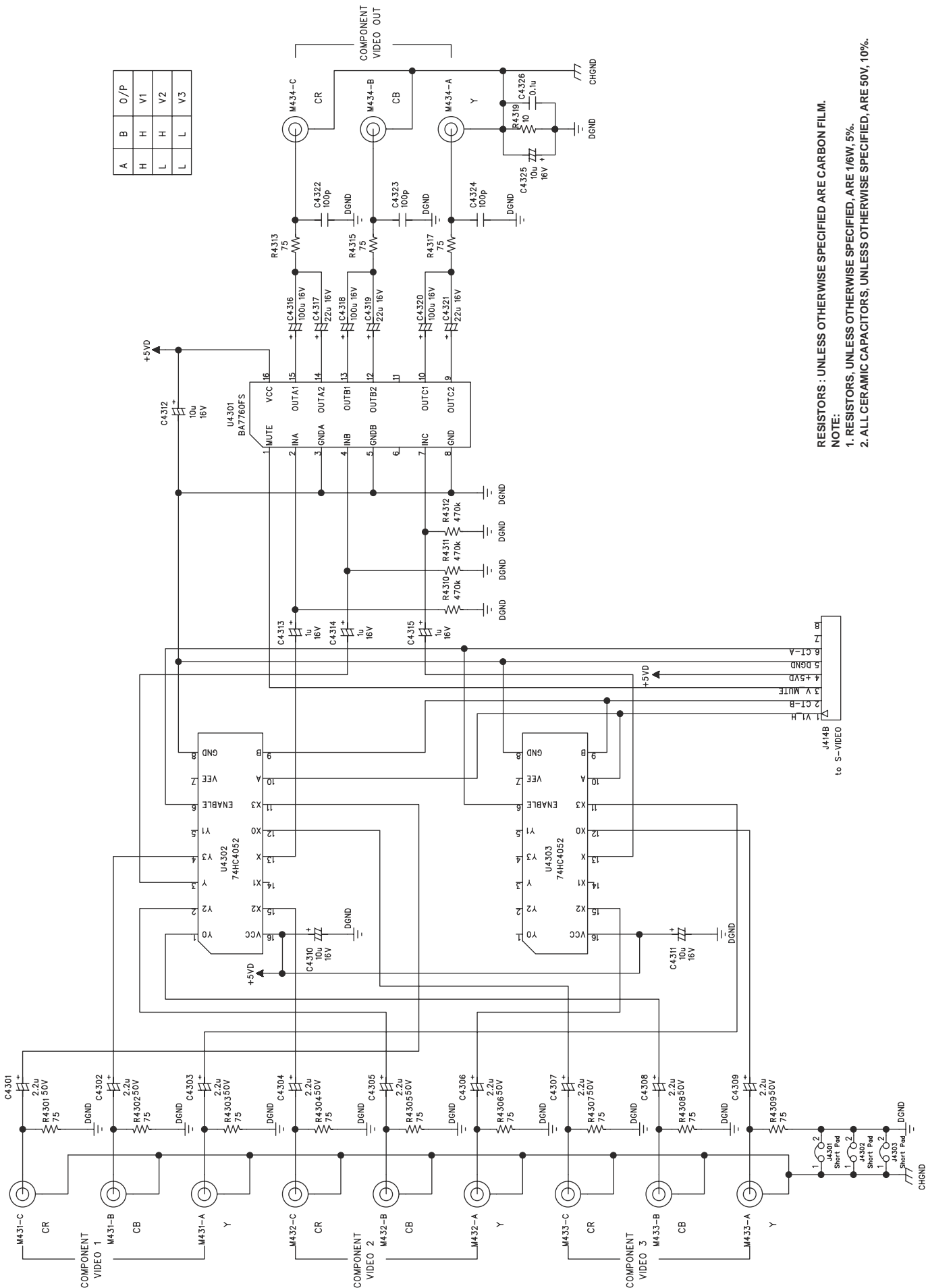


RESISTORS: UNLESS OTHERWISE SPECIFIED ARE CARBON FILM.

NOTE:

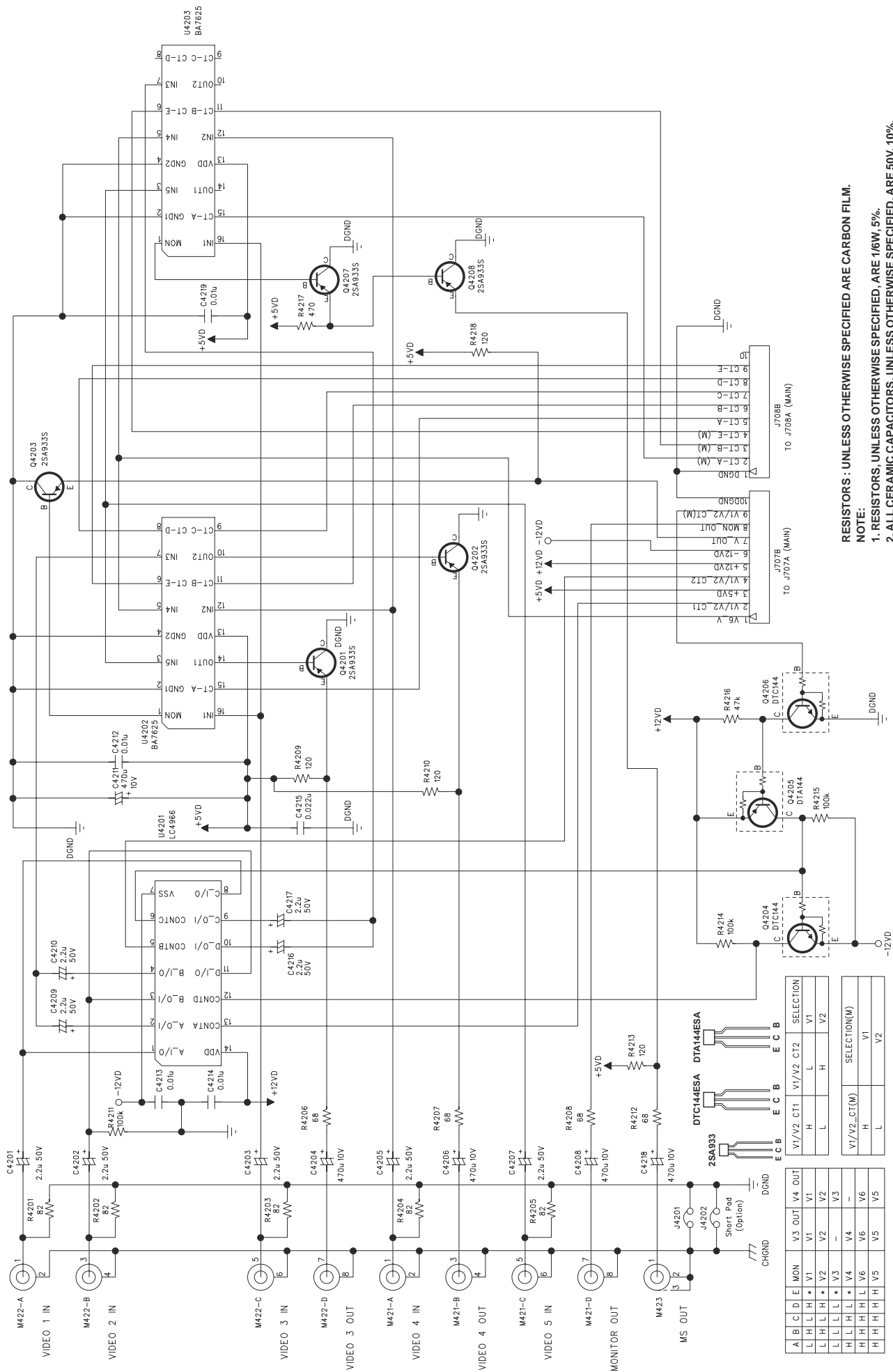
1. RESISTORS, UNLESS OTHERWISE SPECIFIED, ARE 1/6W, 5%.
2. ALL CERAMIC CAPACITORS, UNLESS OTHERWISE SPECIFIED, ARE 50V, 10%.

COMPONENT VIDEO



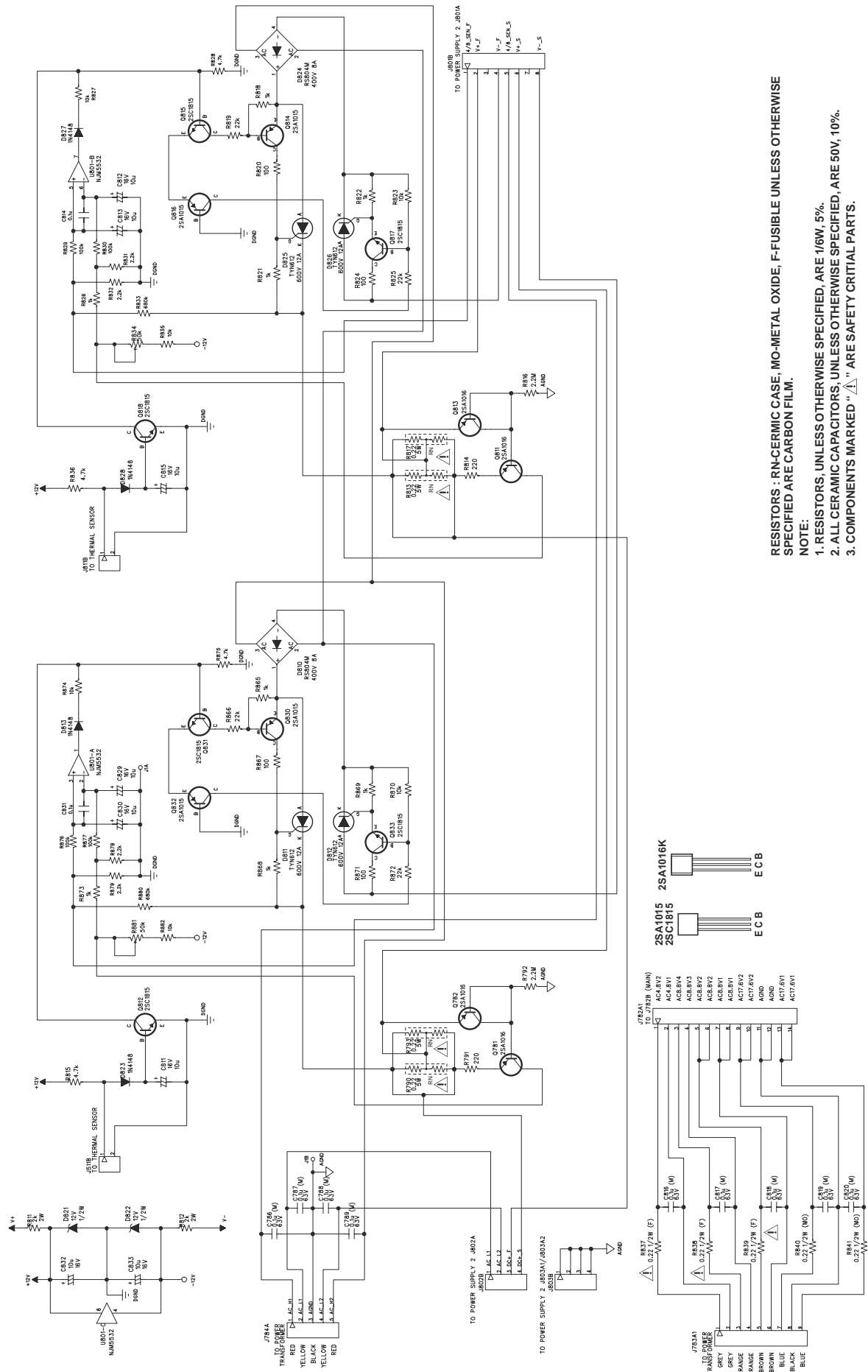
RESISTORS : UNLESS OTHERWISE SPECIFIED ARE CARBON FILM.
NOTE:
1. RESISTORS, UNLESS OTHERWISE SPECIFIED, ARE 1/6W, 5%.
2. ALL CERAMIC CAPACITORS, UNLESS OTHERWISE SPECIFIED, ARE 50V, 10%.

COMPOSITE VIDEO

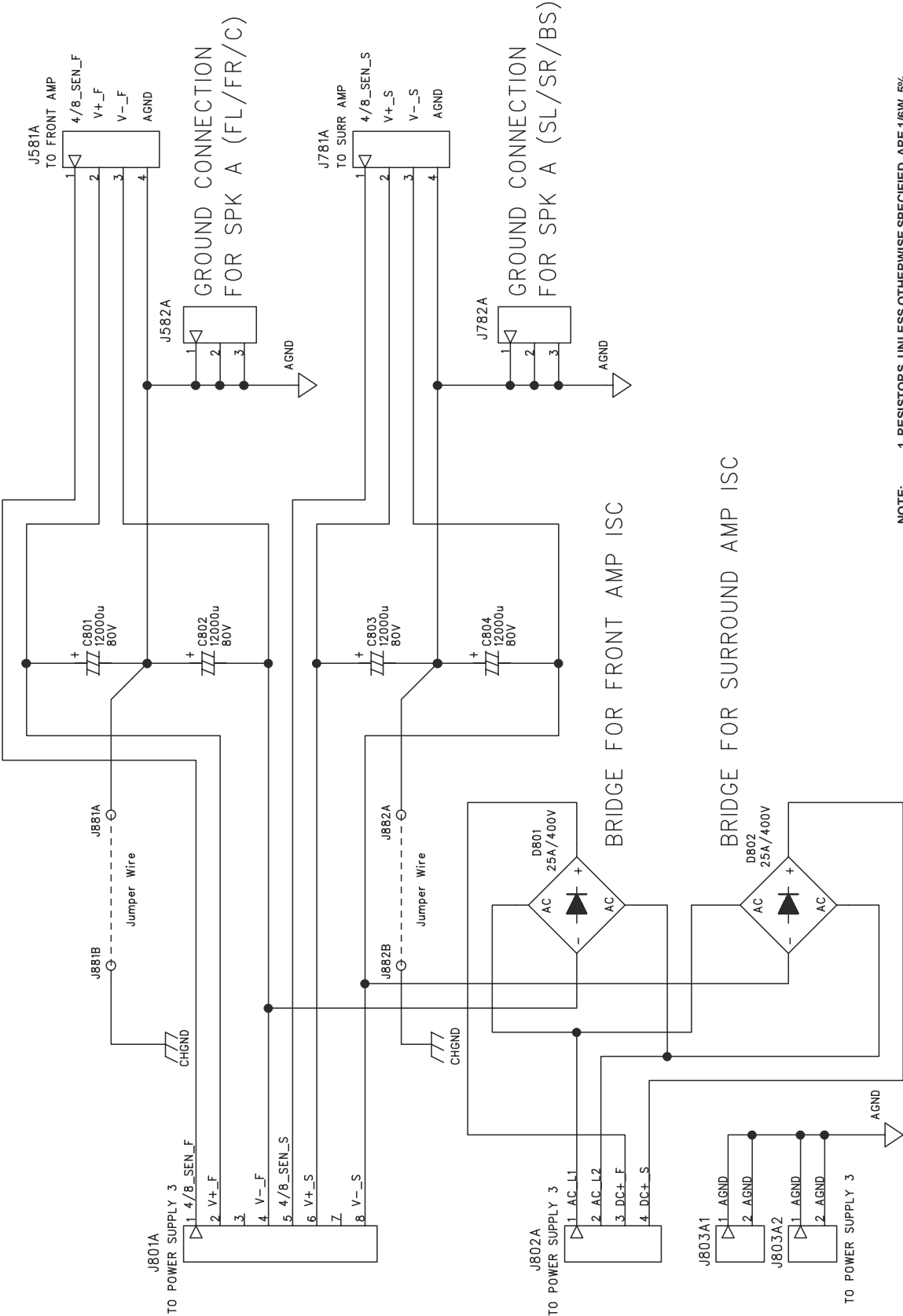


ISC FOR FRONT AMP

ISC FOR SURROUND AMP

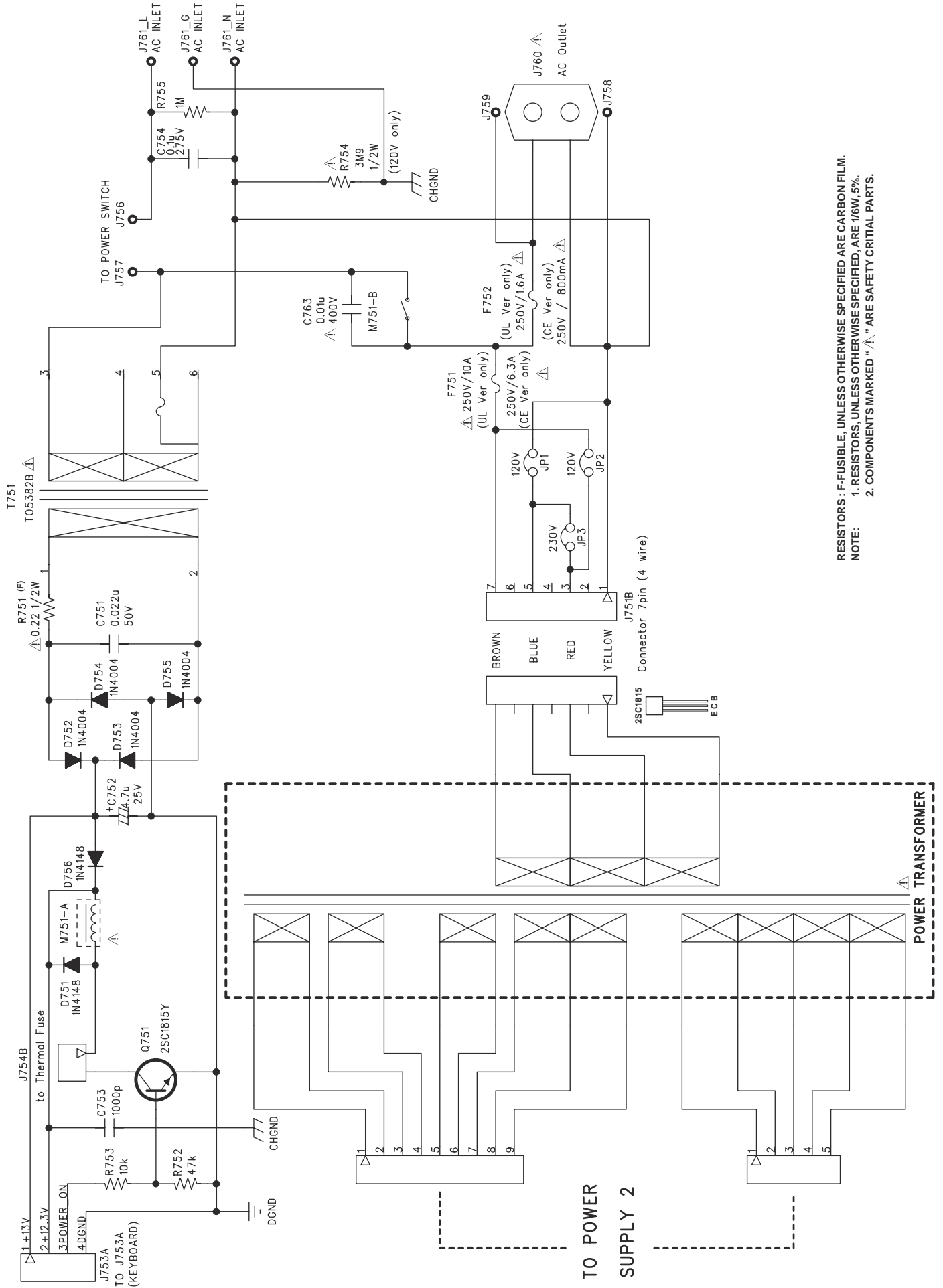


POWER SUPPLY (SECONDARY)



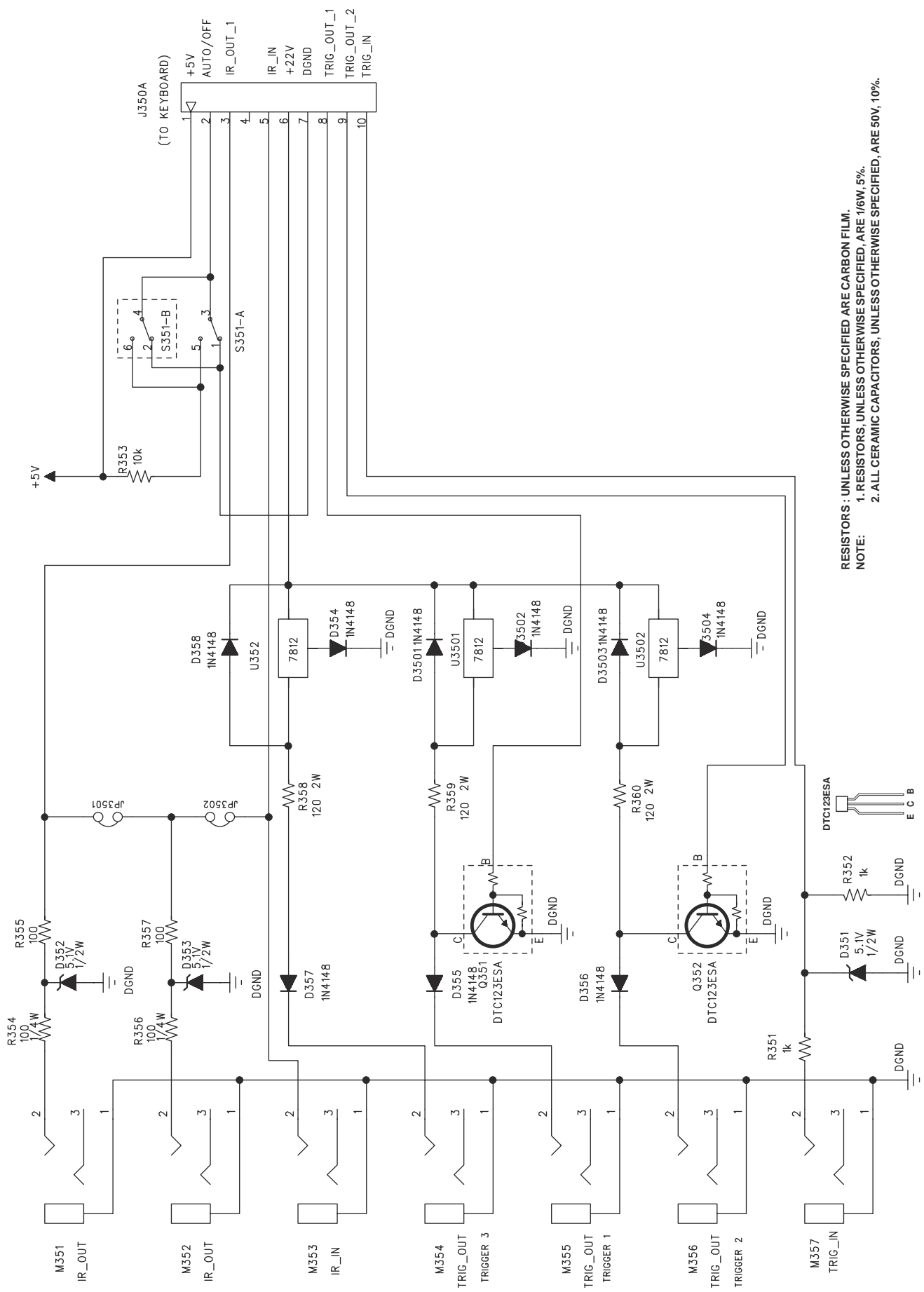
NOTE: 1. RESISTORS, UNLESS OTHERWISE SPECIFIED, ARE 1/8W, 5%.
2. COMPONENTS MARKED "△" ARE SAFETY CRITICAL PARTS.

POWER SUPPLY (STAND BY)



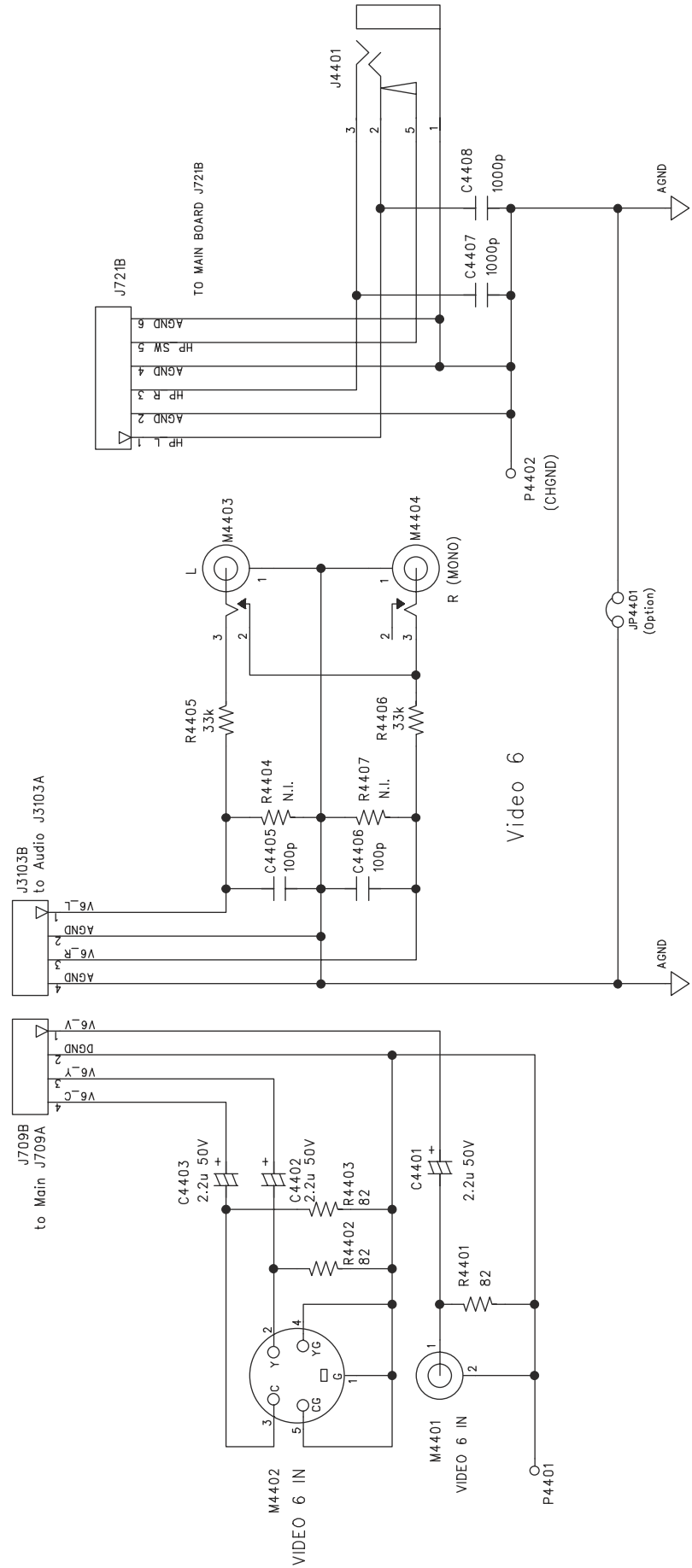
RESISTORS: F-FUSIBLE; UNLESS OTHERWISE SPECIFIED ARE CARBON FILM.
NOTE: 1. RESISTORS, UNLESS OTHERWISE SPECIFIED, ARE 1/6W, 5%.
2. COMPONENTS MARKED "△" ARE SAFETY CRITICAL PARTS.

TRIGGER



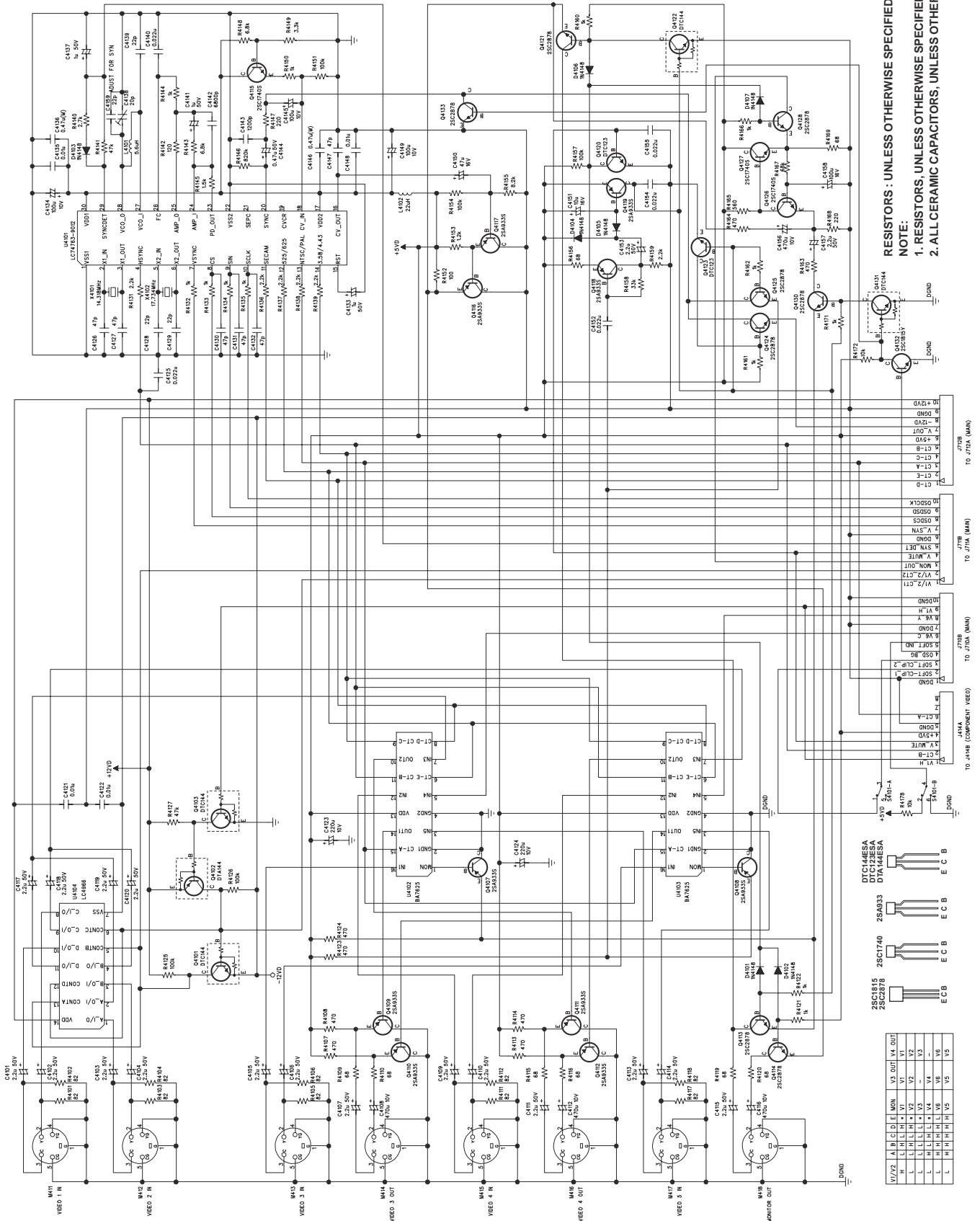
RESISTORS: UNLESS OTHERWISE SPECIFIED ARE CARBON FILM.
NOTE: 1. RESISTORS, UNLESS OTHERWISE SPECIFIED, ARE 1/6W, 5%.
2. ALL CERAMIC CAPACITORS, UNLESS OTHERWISE SPECIFIED, ARE 50V, 10%.

VIDEO 6



RESISTORS : UNLESS OTHERWISE SPECIFIED ARE CARBON FILM.
NOTE:
1. RESISTORS, UNLESS OTHERWISE SPECIFIED, ARE 1/6W, 5%.
2. ALL CERAMIC CAPACITORS, UNLESS OTHERWISE SPECIFIED, ARE 50V, 10%.

S-VIDEO



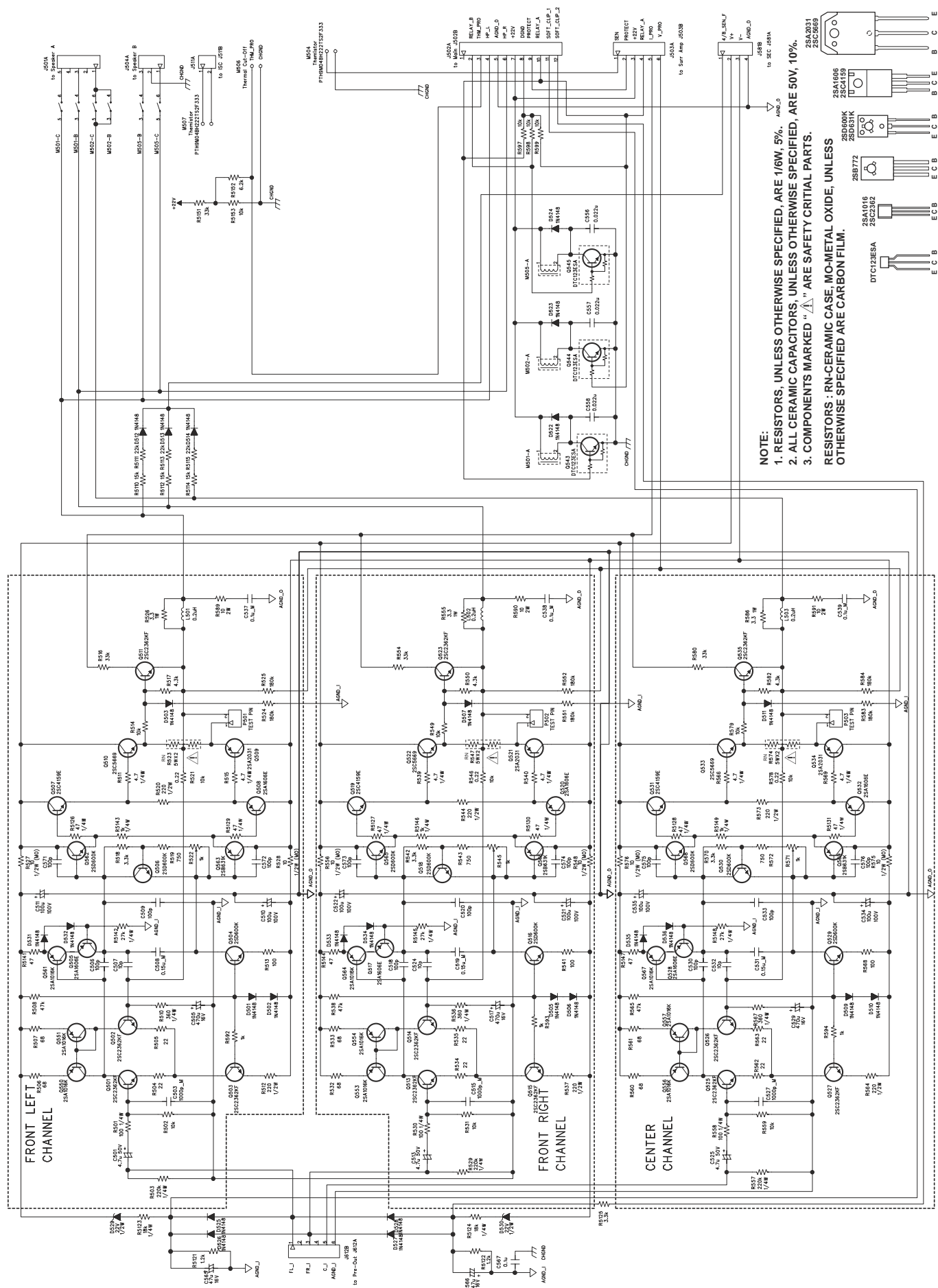
RESISTORS : UNLESS OTHERWISE SPECIFIED ARE CARBON FILM.

NOTE:

1. RESISTORS, UNLESS OTHERWISE SPECIFIED, ARE 1/6W, 5%.

2. ALL CERAMIC CAPACITORS, UNLESS OTHERWISE SPECIFIED, ARE 50V, 10%.

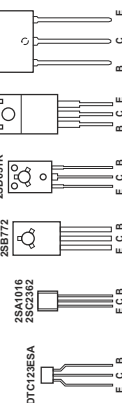
FRONT / CENTER AMPLIFIER



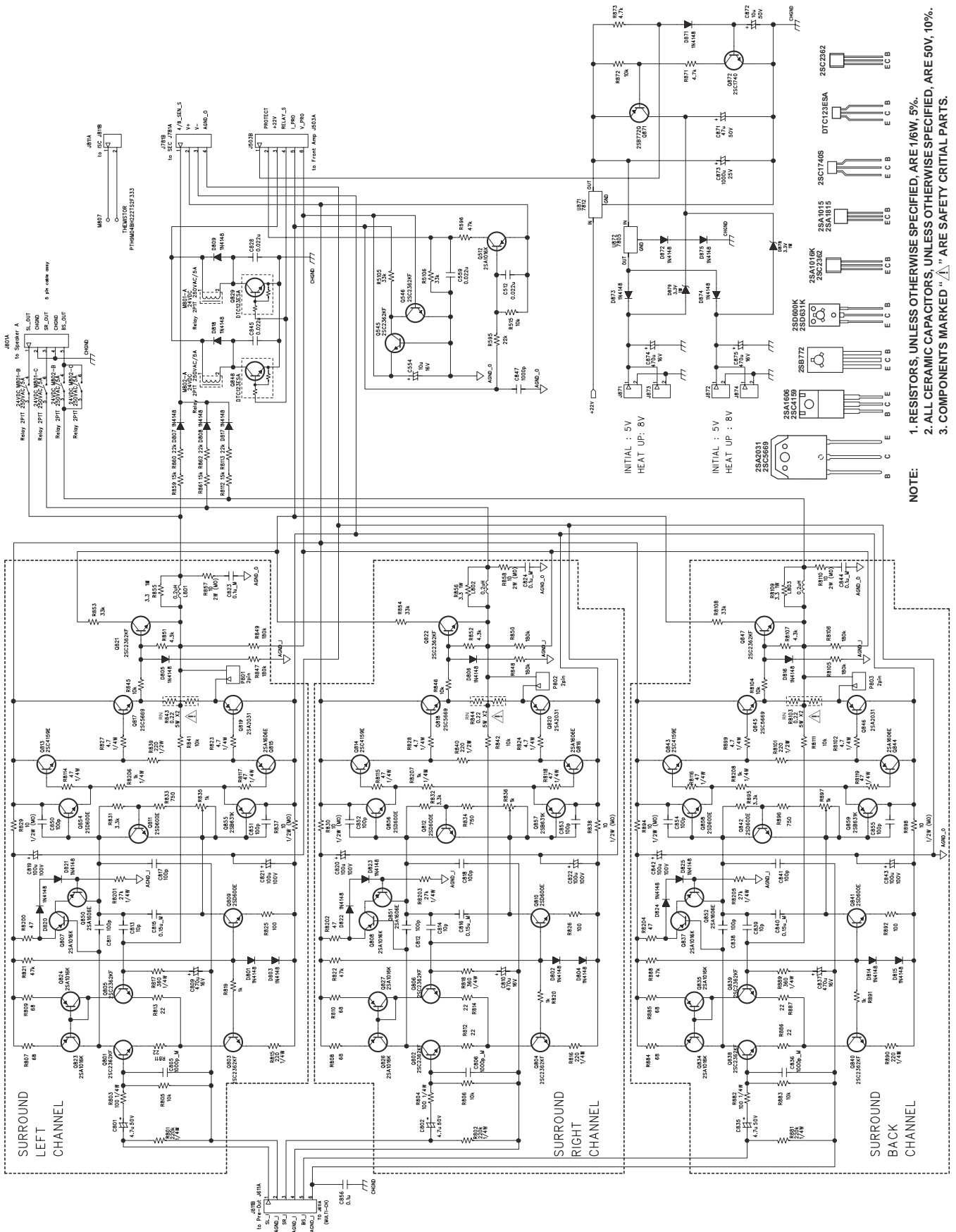
NOTE:

1. RESISTORS, UNLESS OTHERWISE SPECIFIED, ARE 1/6W, 5%, ±20%, ±0.5% TO 35C (JAN).
2. ALL CERAMIC CAPACITORS, UNLESS OTHERWISE SPECIFIED, ARE 50V, 10%, ±20%, ±0.5% TO 35C (JAN).
3. COMPONENTS MARKED "△" ARE SAFETY CRITICAL PARTS.

RESISTORS - RN-CERAMIC CASE, MO-METAL OXIDE, UNLESS OTHERWISE SPECIFIED ARE CARBON FILM.



SURROUND / BACK SURROUND AMPLIFIER

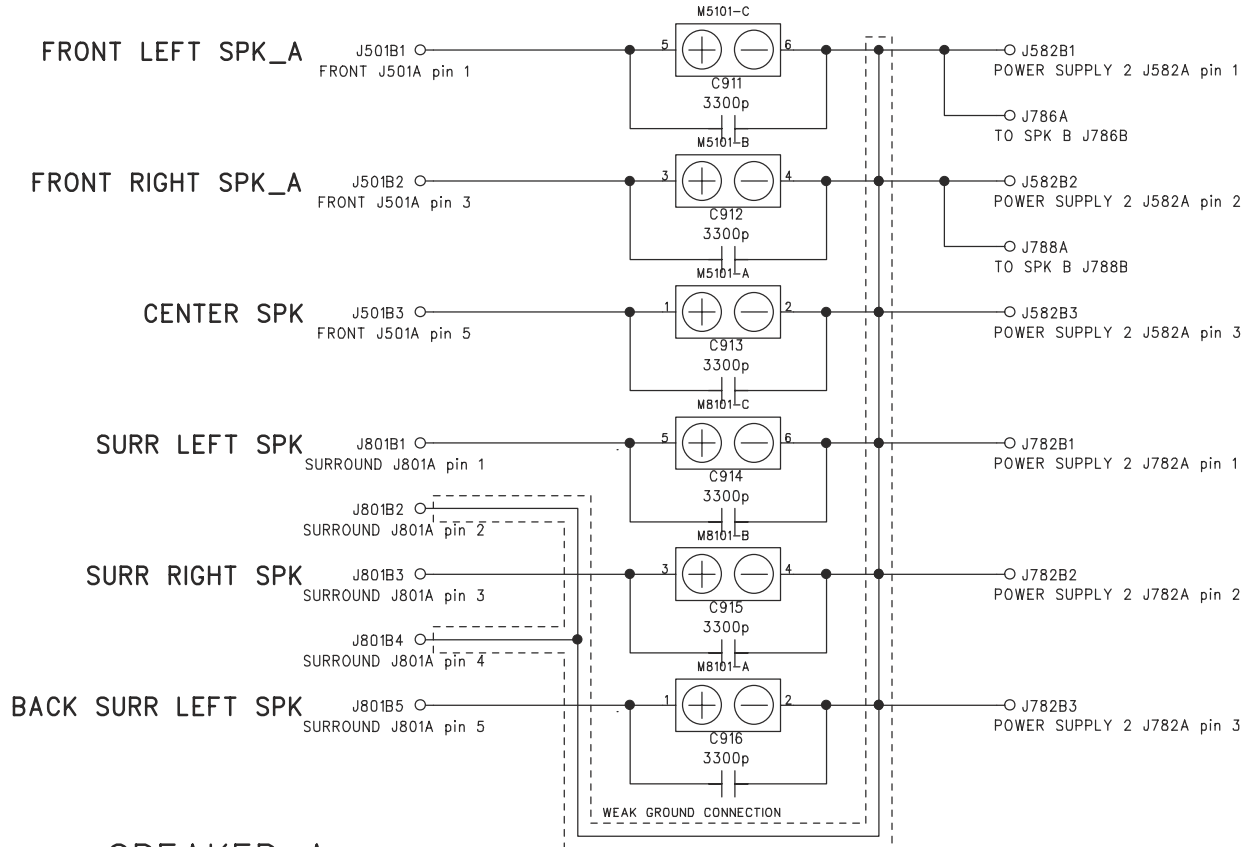


NOTE:

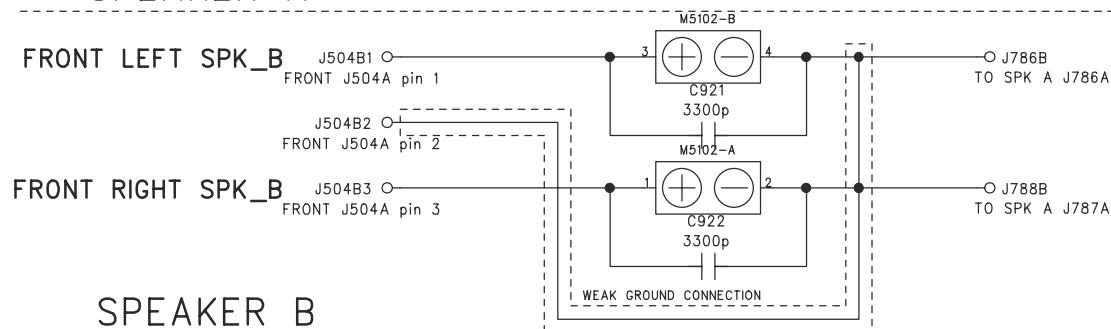
1. RESISTORS, UNLESS OTHERWISE SPECIFIED, ARE 1/8W, 5%.
2. ALL CERAMIC CAPACITORS, UNLESS OTHERWISE SPECIFIED, ARE 50V, 10%.
3. COMPONENTS MARKED "△" ARE SAFETY CRITICAL PARTS.

RESISTORS : RN-CERAMIC CASE, MO-METAL OXIDE, UNLESS OTHERWISE SPECIFIED ARE CARBON FILM.

SPEAKER A & B

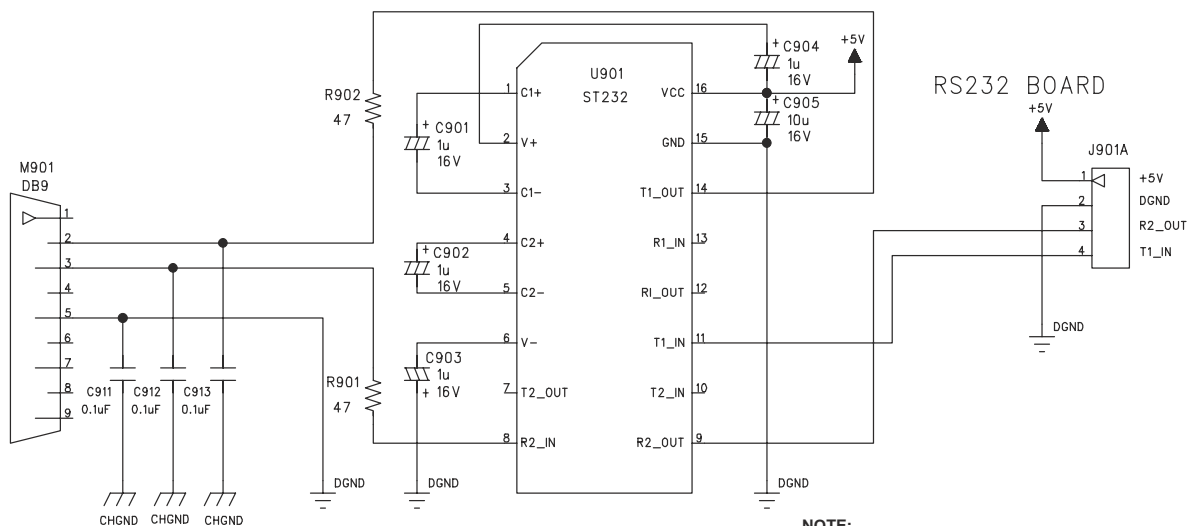


SPEAKER A



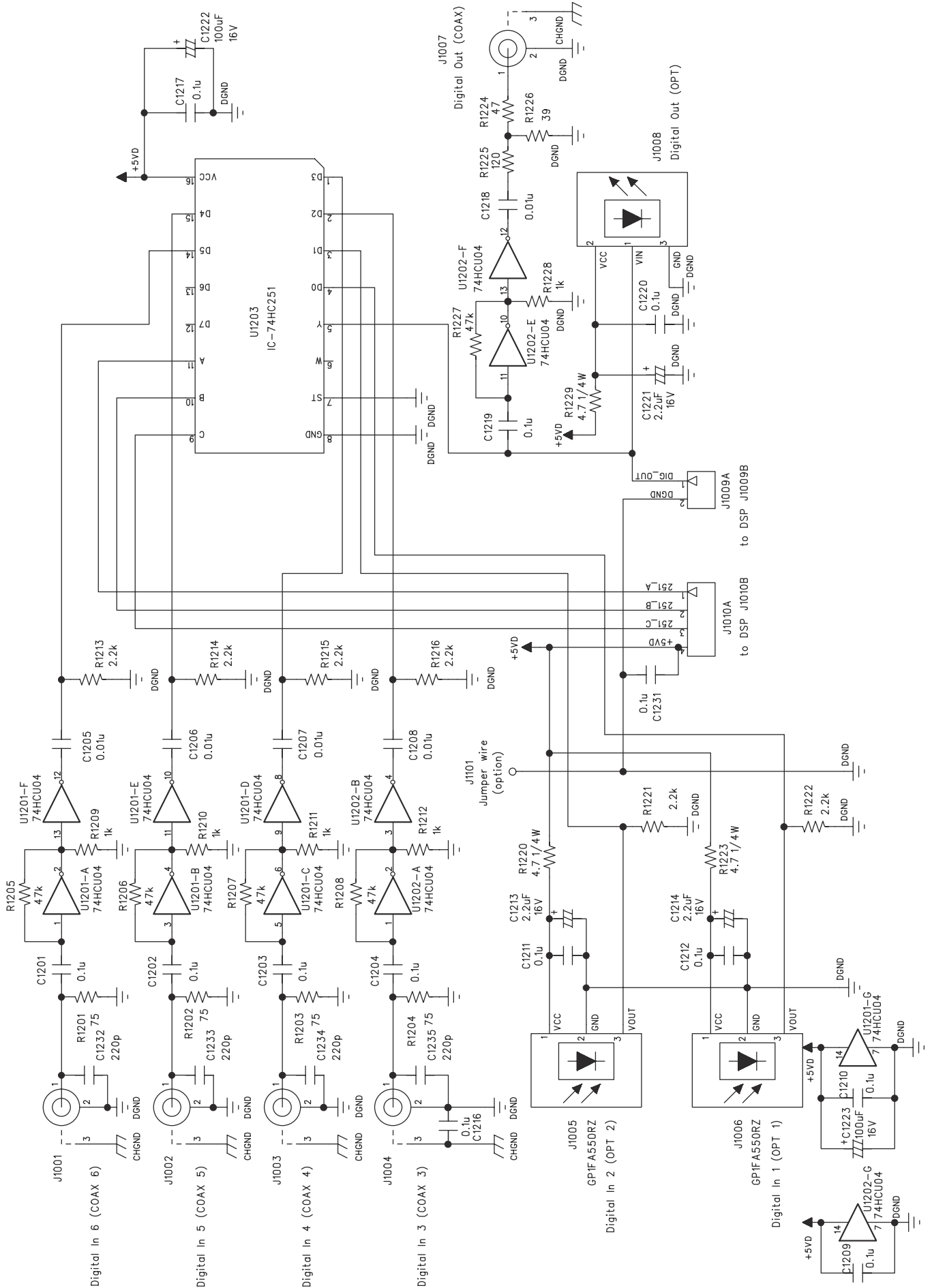
SPEAKER B

RS-232

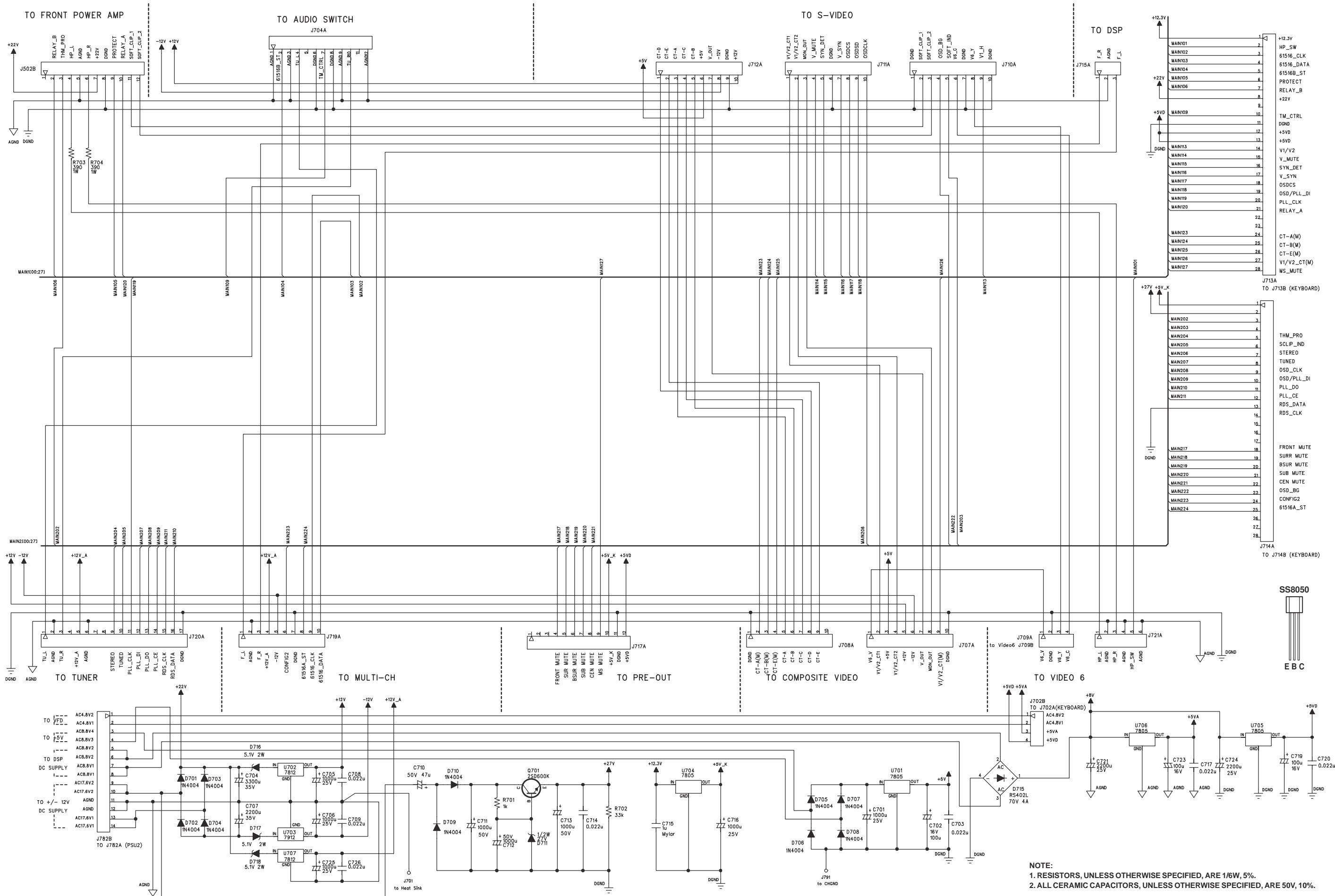


NOTE:
1. RESISTORS, UNLESS OTHERWISE SPECIFIED,
ARE 1/6W, 5%.

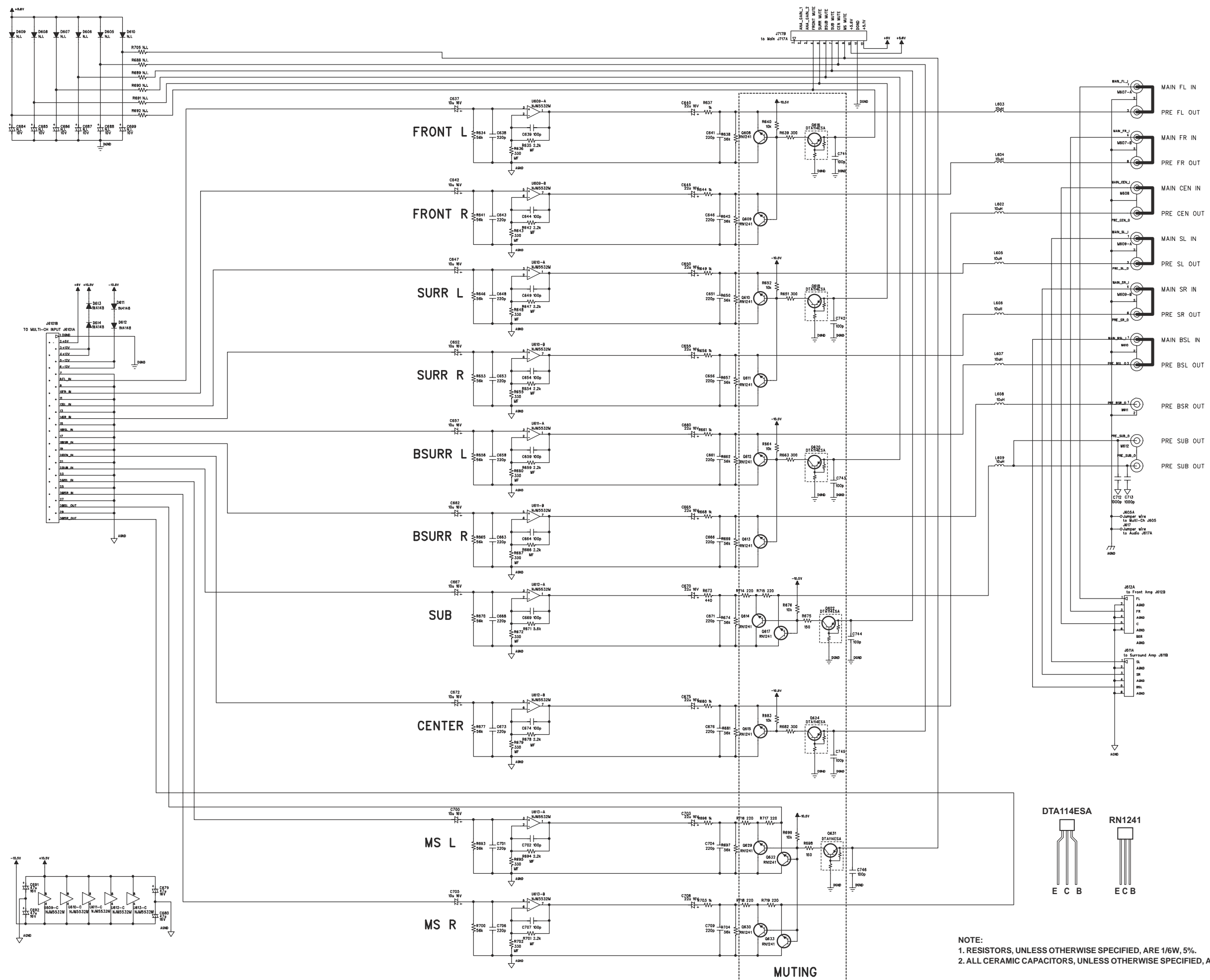
DIGITAL IN & OUT



MAIN BOARD



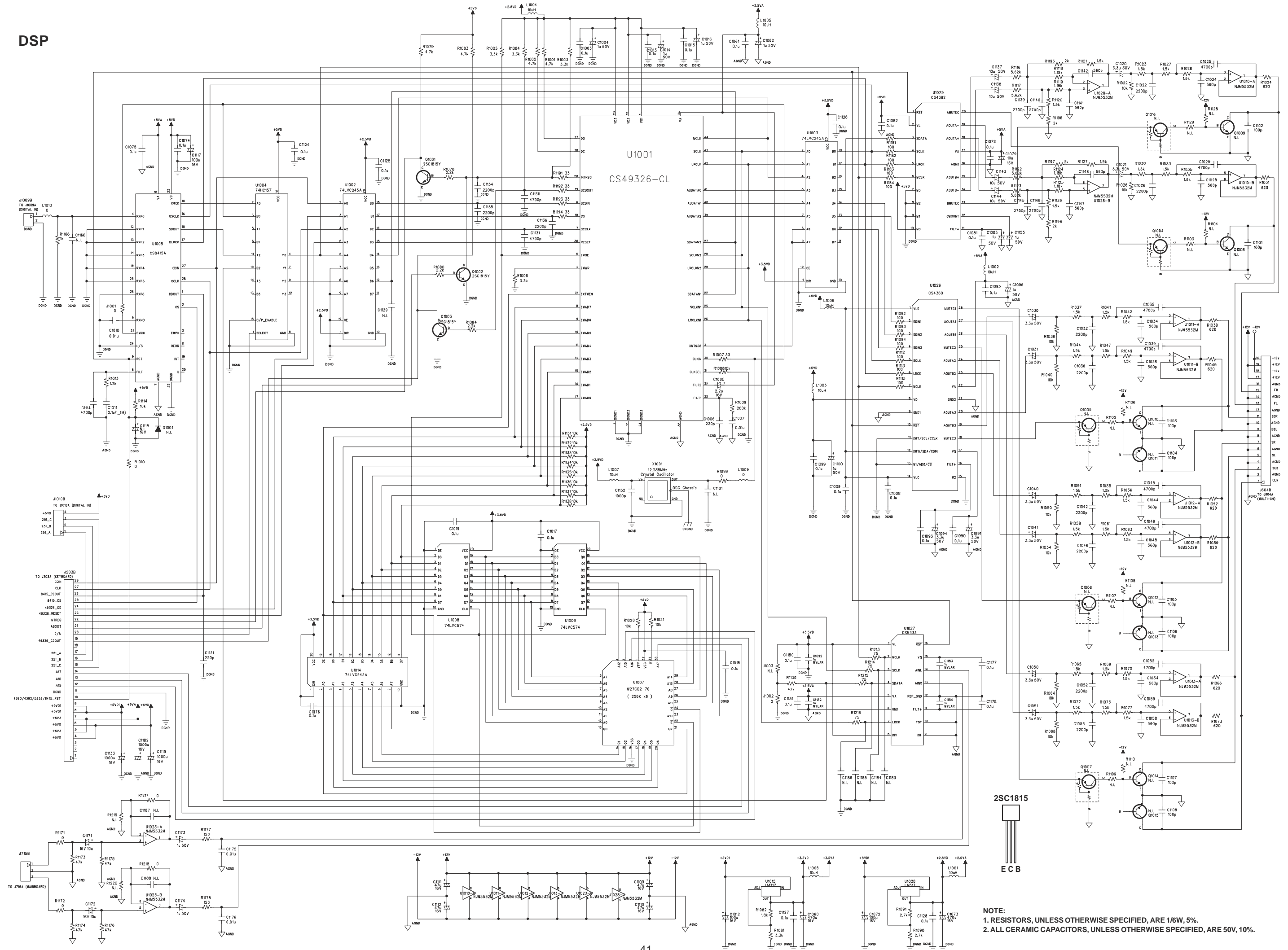
PRE-OUT



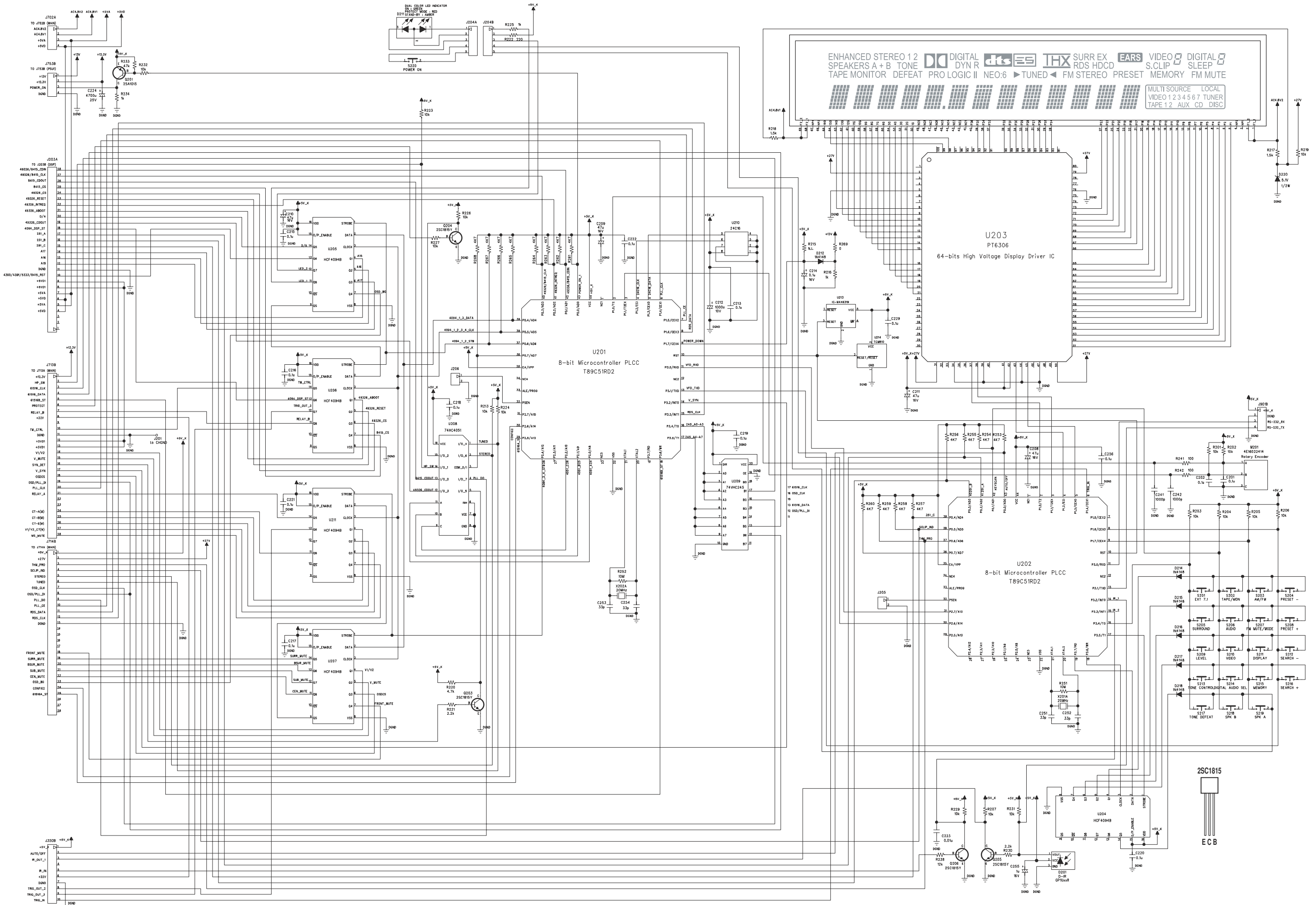
NOTE:

1. RESISTORS, UNLESS OTHERWISE SPECIFIED, ARE 1/6W, 5%.
2. ALL CERAMIC CAPACITORS, UNLESS OTHERWISE SPECIFIED, ARE 50V, 10%.

DSP



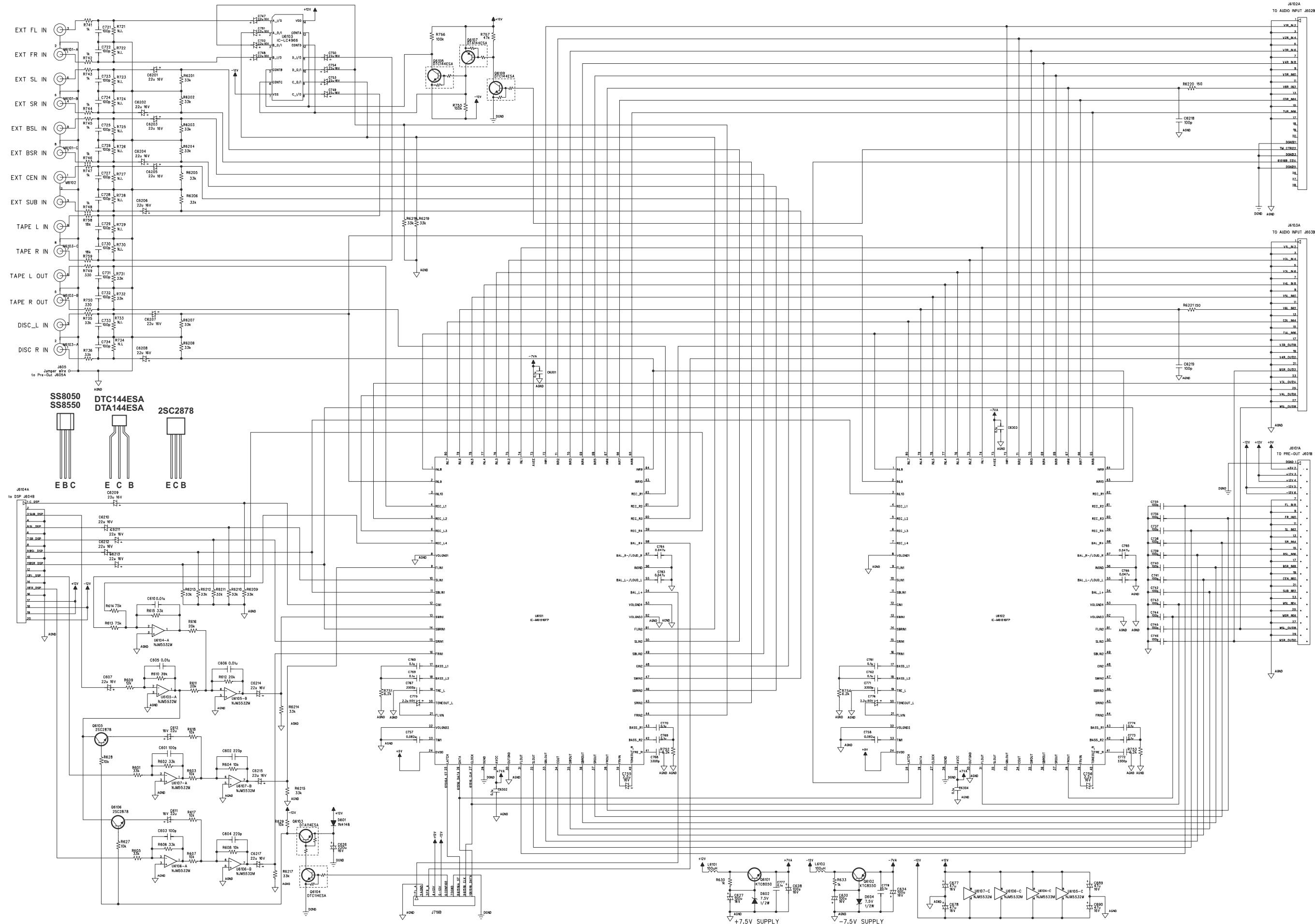
KEYBOARD



NOTE:

1. RESISTORS, UNLESS OTHERWISE SPECIFIED, ARE 1/6W, 5%.
2. ALL CERAMIC CAPACITORS, UNLESS OTHERWISE SPECIFIED, ARE 50V, 5%.

MULTI-CH



RESISTORS : UNLESS OTHERWISE SPECIFIED ARE CARBON FILM.
NOTE:
1. RESISTORS, UNLESS OTHERWISE SPECIFIED, ARE 1/6W, 5%.
2. ALL CERAMIC CAPACITORS, UNLESS OTHERWISE SPECIFIED, ARE 50V, 10%.

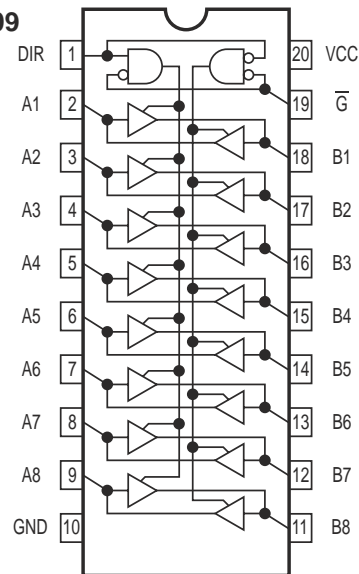
IC BLOCK DIAGRAM

74LVC245

DSP BOARD: U1002, U1003, U1014

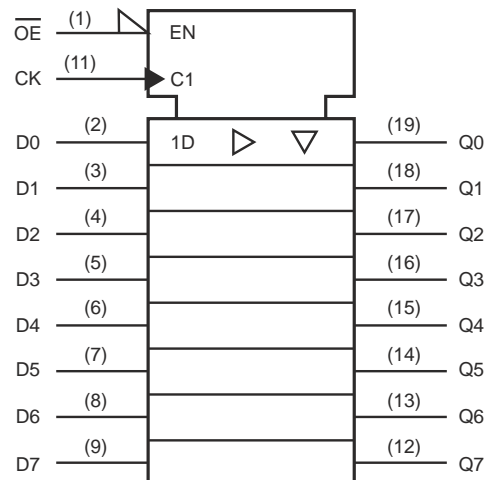
74VHC245

KEYBOARD: U209



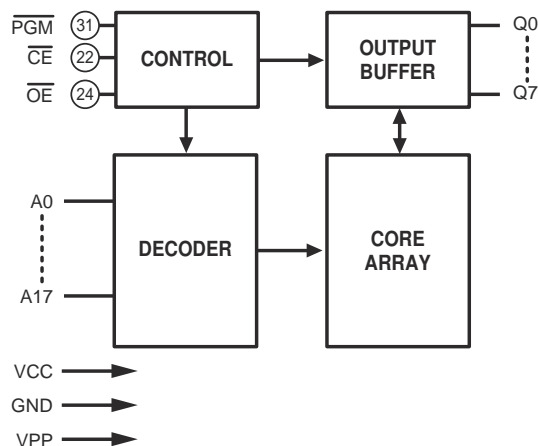
74LVQ574

DSP BOARD: U1008, U1009



W27C020

DSP BOARD: U1007



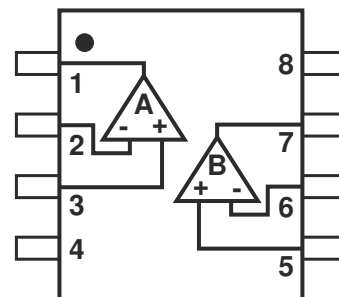
NJM5532

DSP BOARD: U1010~U1013, U1023 & U1028

MULTI-CHANNEL: U6104~U6107

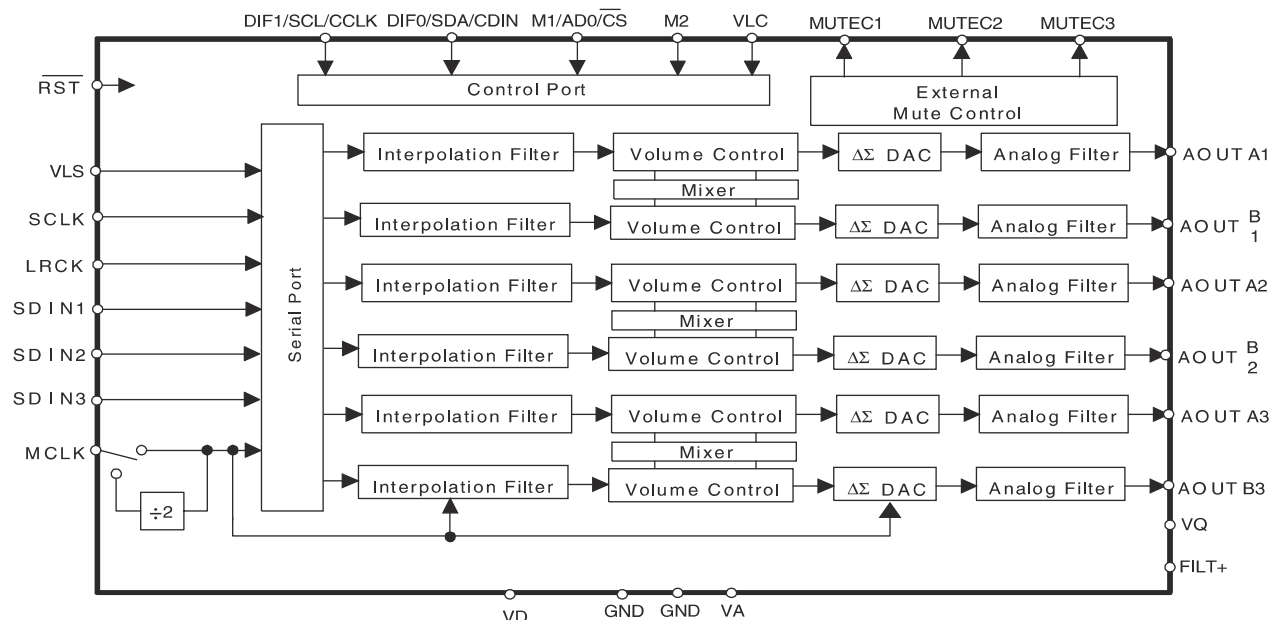
PRE-OUT BOARD: U609~U613

ISC BOARD: U801

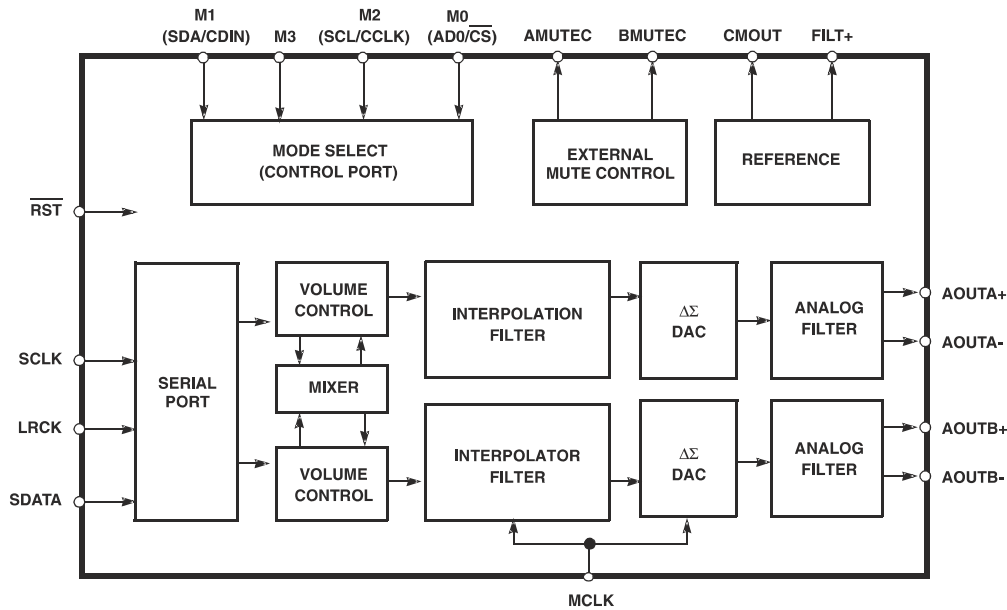


CS4360KZ

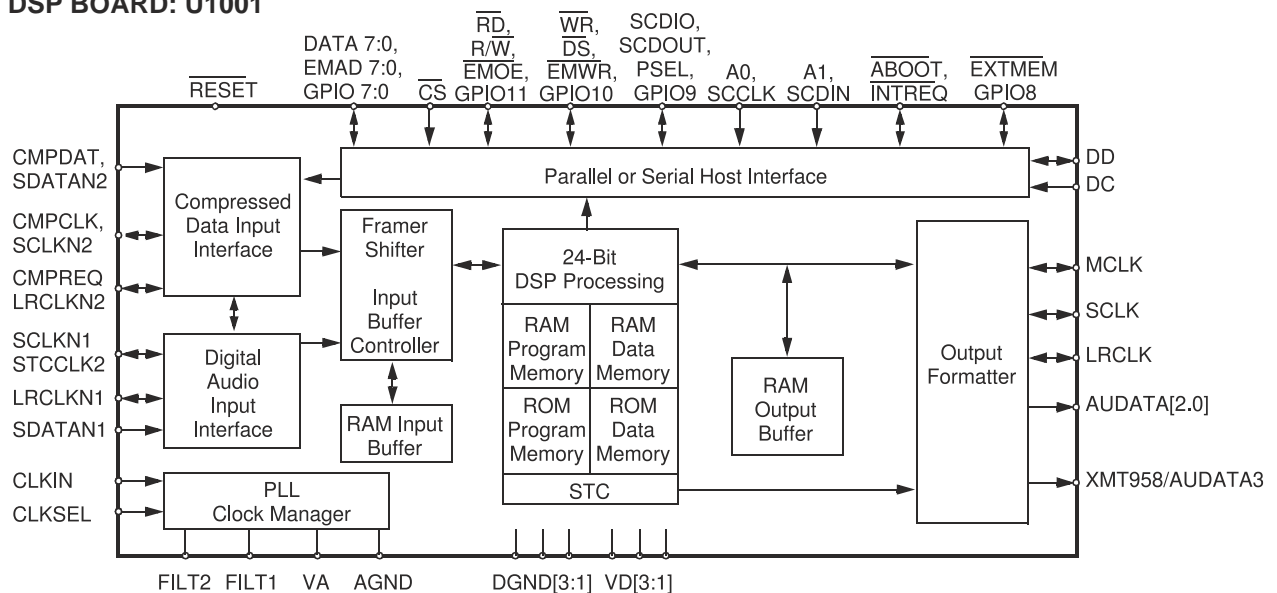
DSP BOARD: U1026



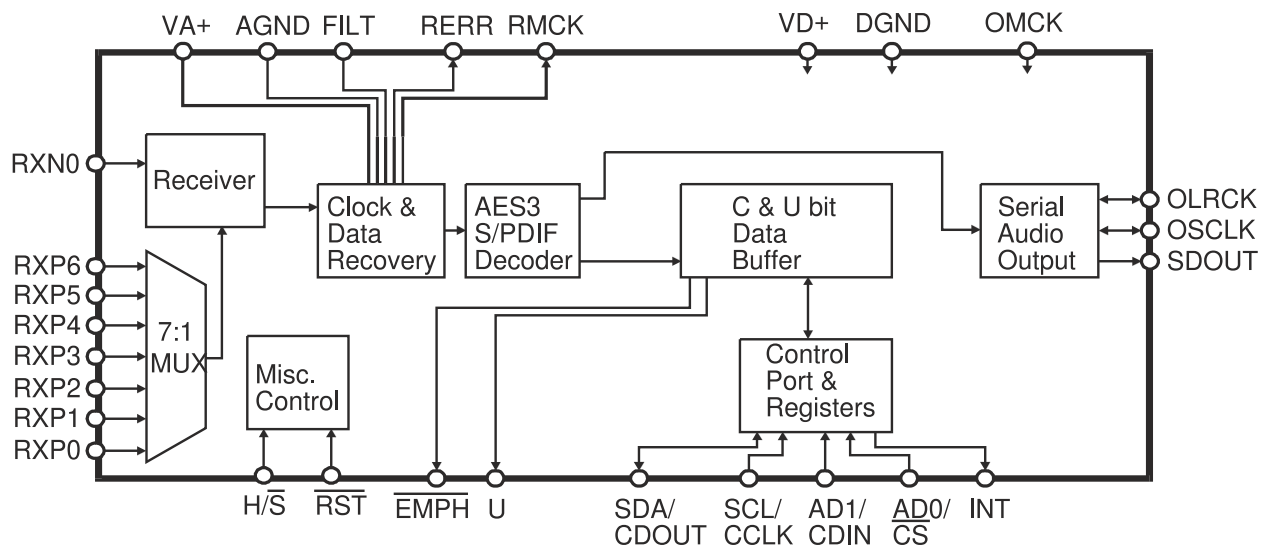
CS4392 DSP BOARD: U1025



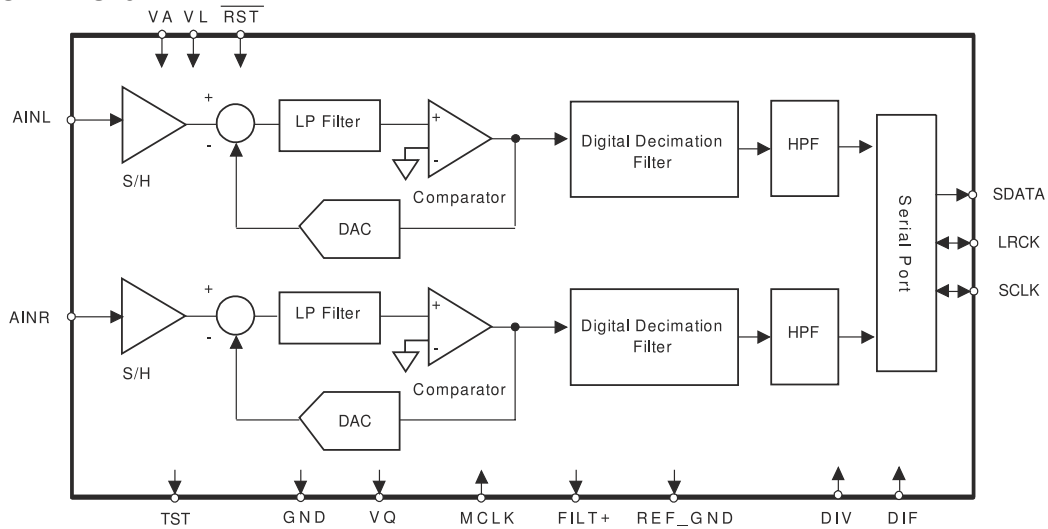
CS49326 DSP BOARD: U1001



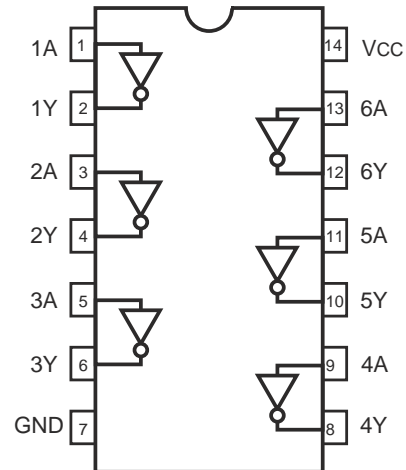
CS8415A DSP BOARD: U1005



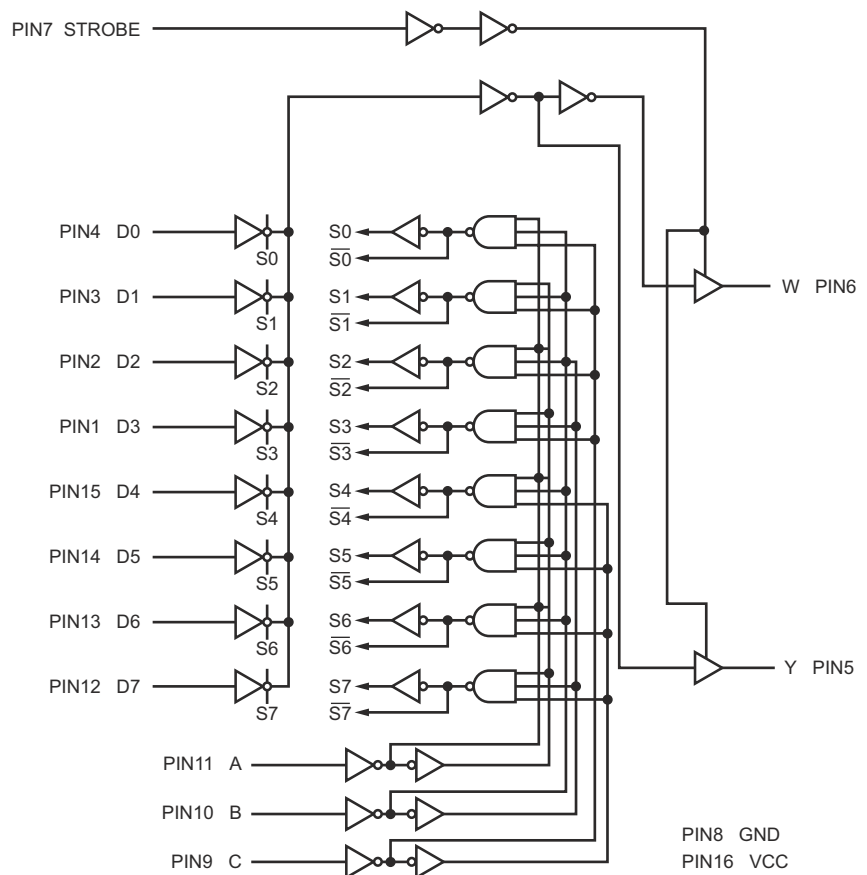
CS5333KZ DSP BOARD: U1027



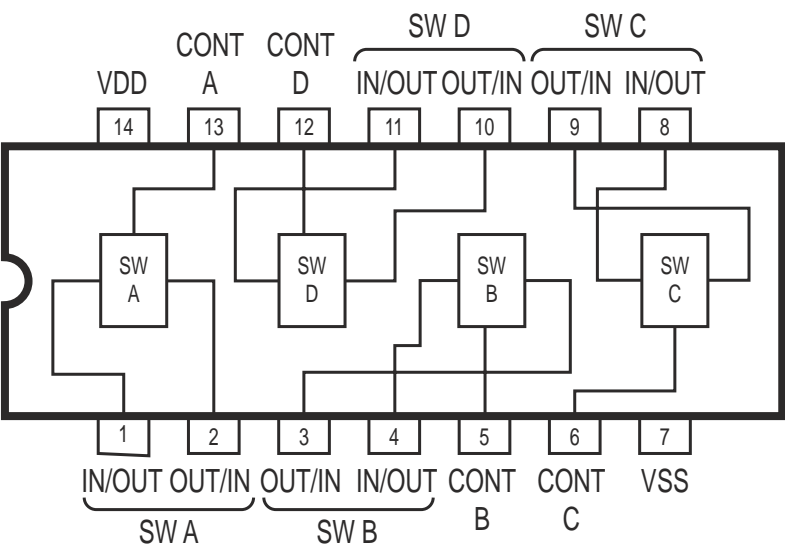
74HCU04 DIGITAL BOARD: U1201 & U1202



74HC251 DIGITAL BOARD: U1203

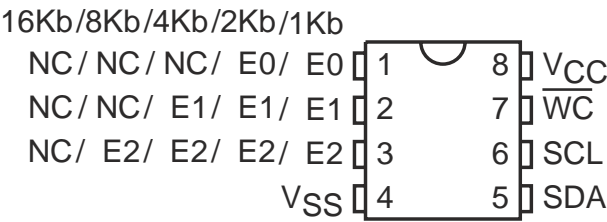


LC4966
COMPOSITE VIDEO: U4201
S-VIDEO BOARD: U4104
MULTI-CHANNEL: U6103



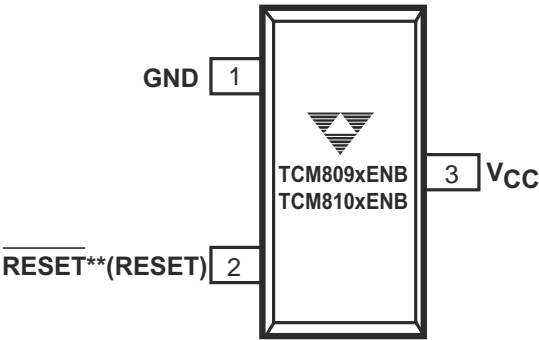
AT24C16
KEYBOARD: U210

M24Cxx



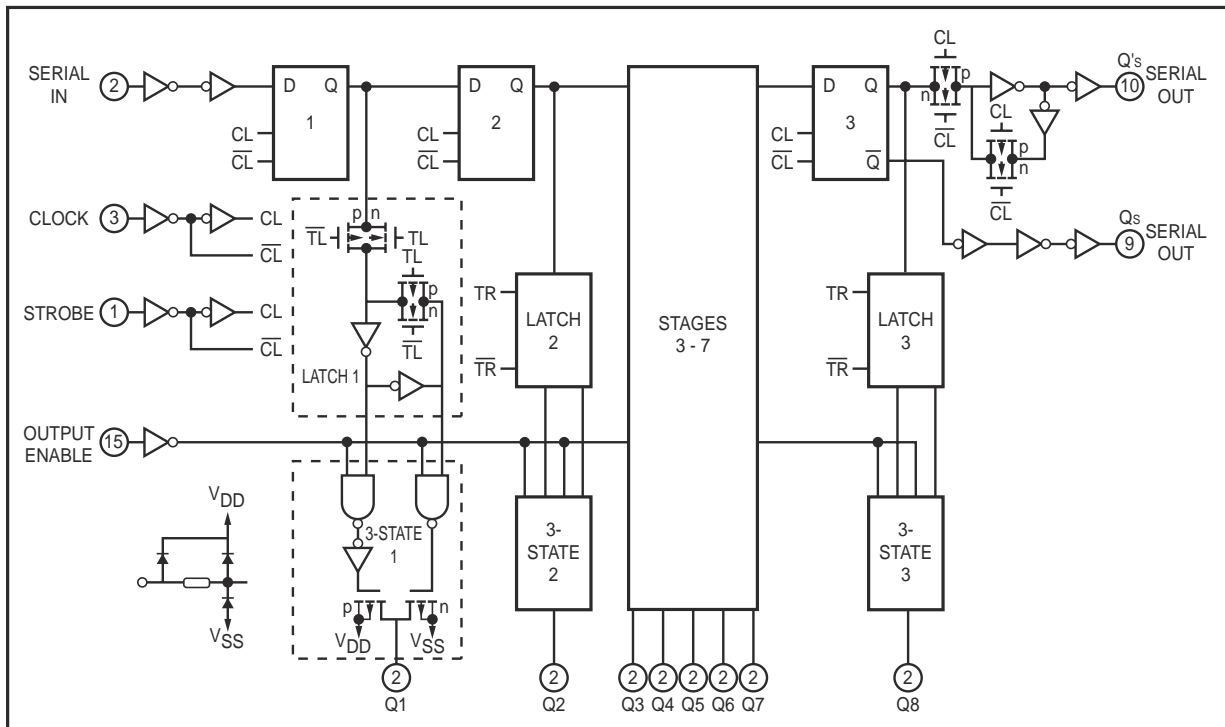
TCM810
KEYBOARD: U214

***3-Pin SOT-23B**



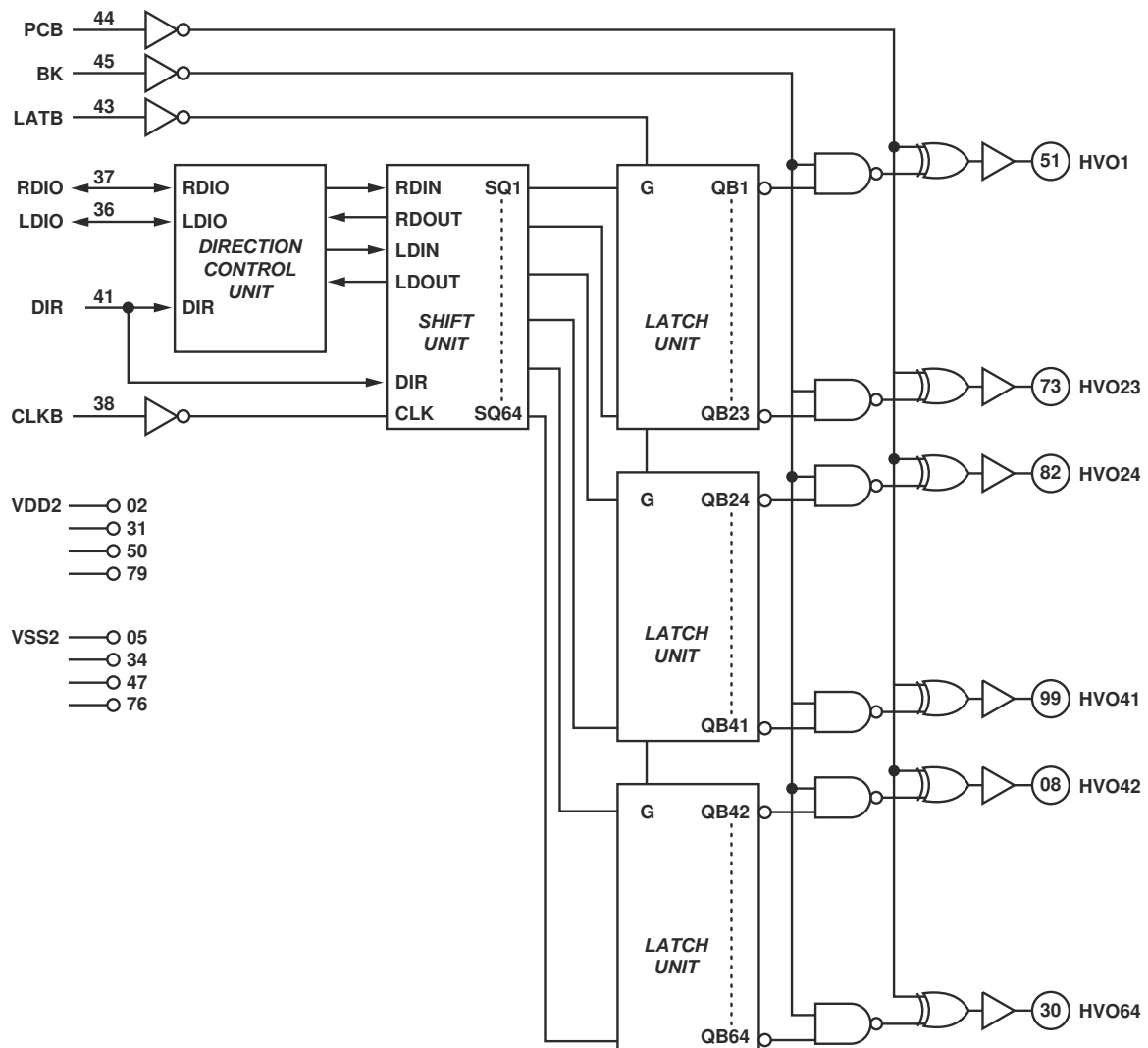
NOTE: *3-Pin SOT-23B is equivalent to JEDEC TO-236
 ** () is for TCM810

KEYBOARD: U204~U207 & U211



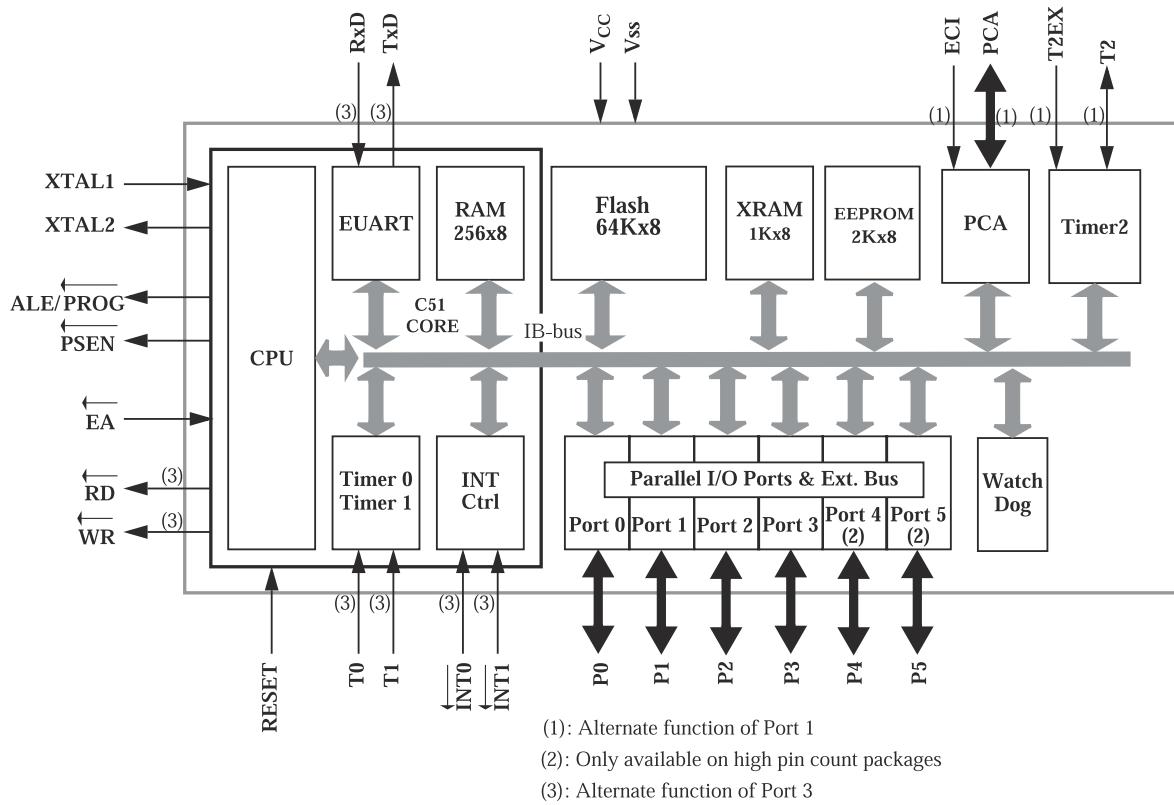
PT6306

KEYBOARD: U203



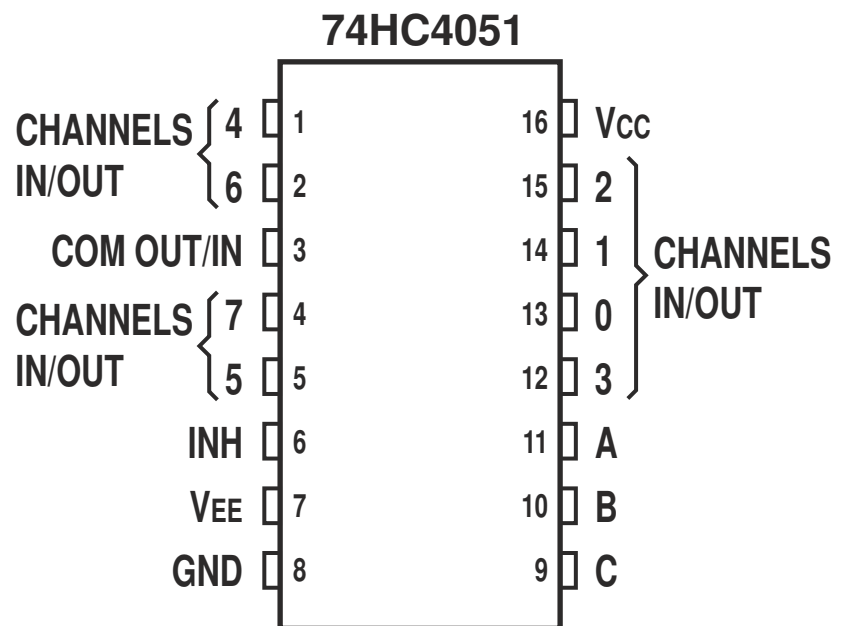
T89C51RD2

KEYBOARD: U201 & U202

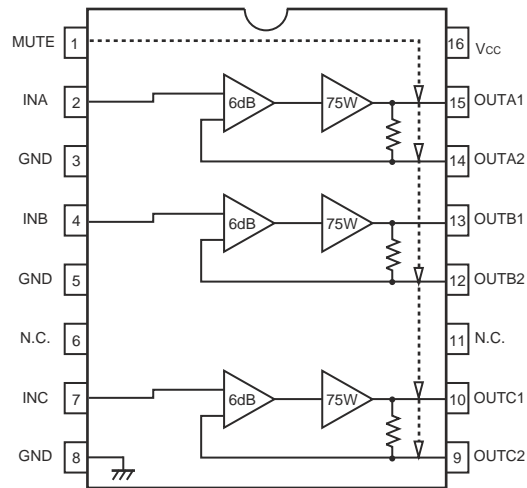


74HC4051

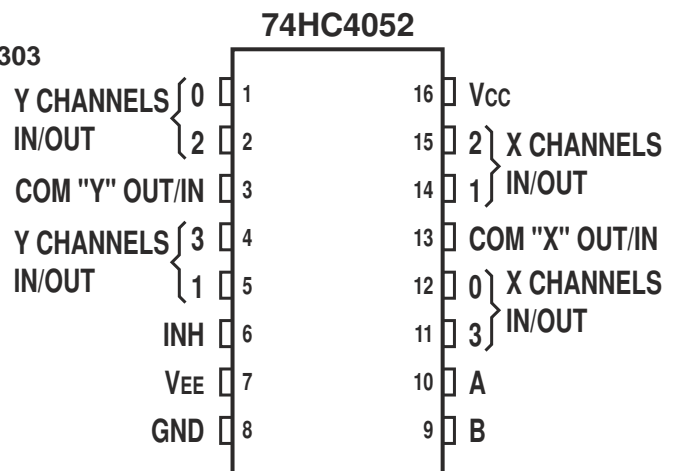
KEYBOARD: U208



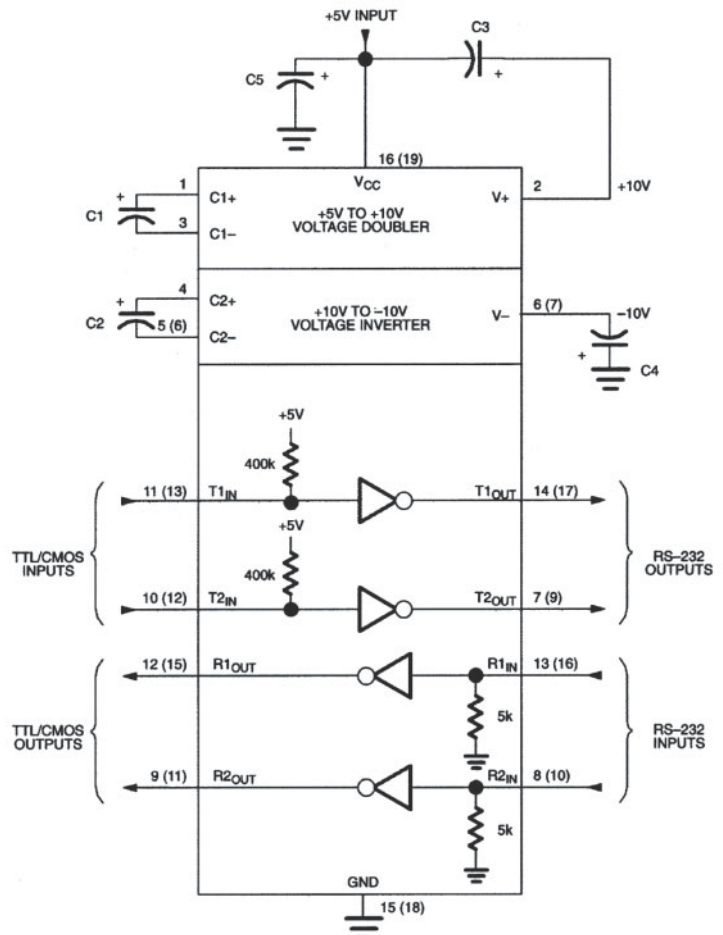
BA7660FS
COMPONENT VIDEO BOARD: U4301



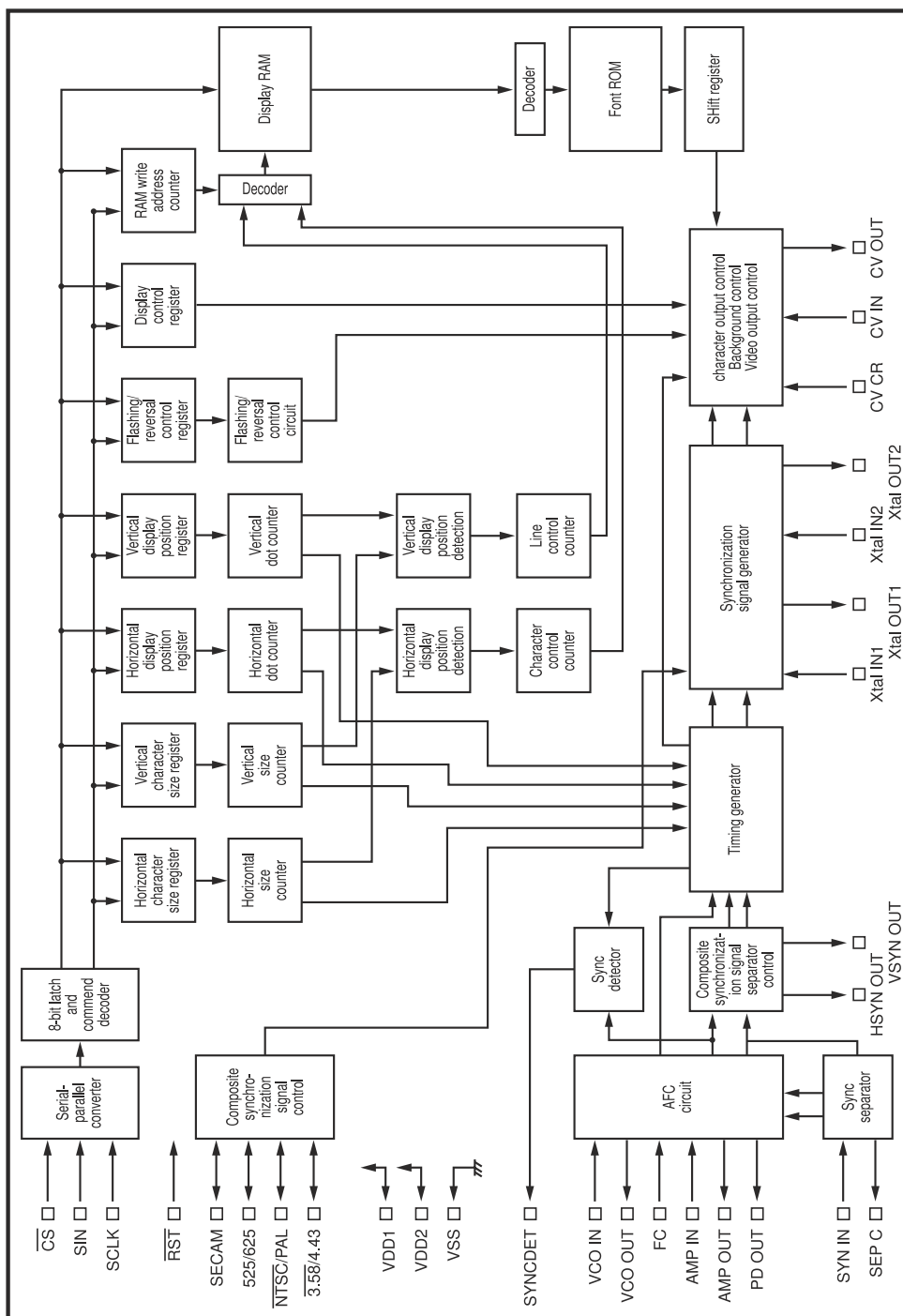
74HC4052
COMPONENT VIDEO BOARD: U4302 & U4303



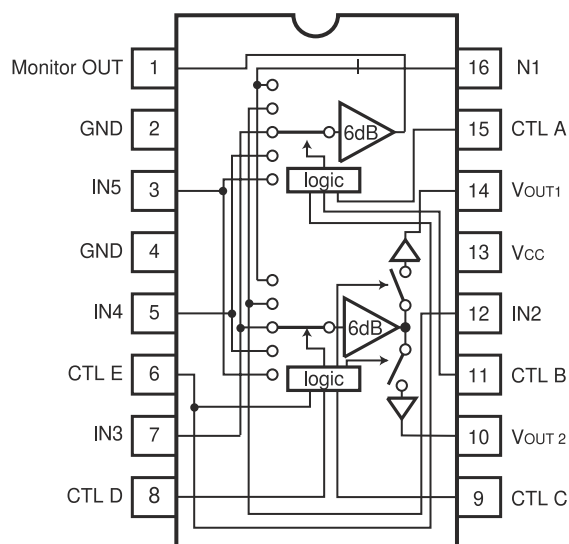
DS232A
RS232 BOARD: U901



LC74763
S-VIDEO BOARD:
U4101

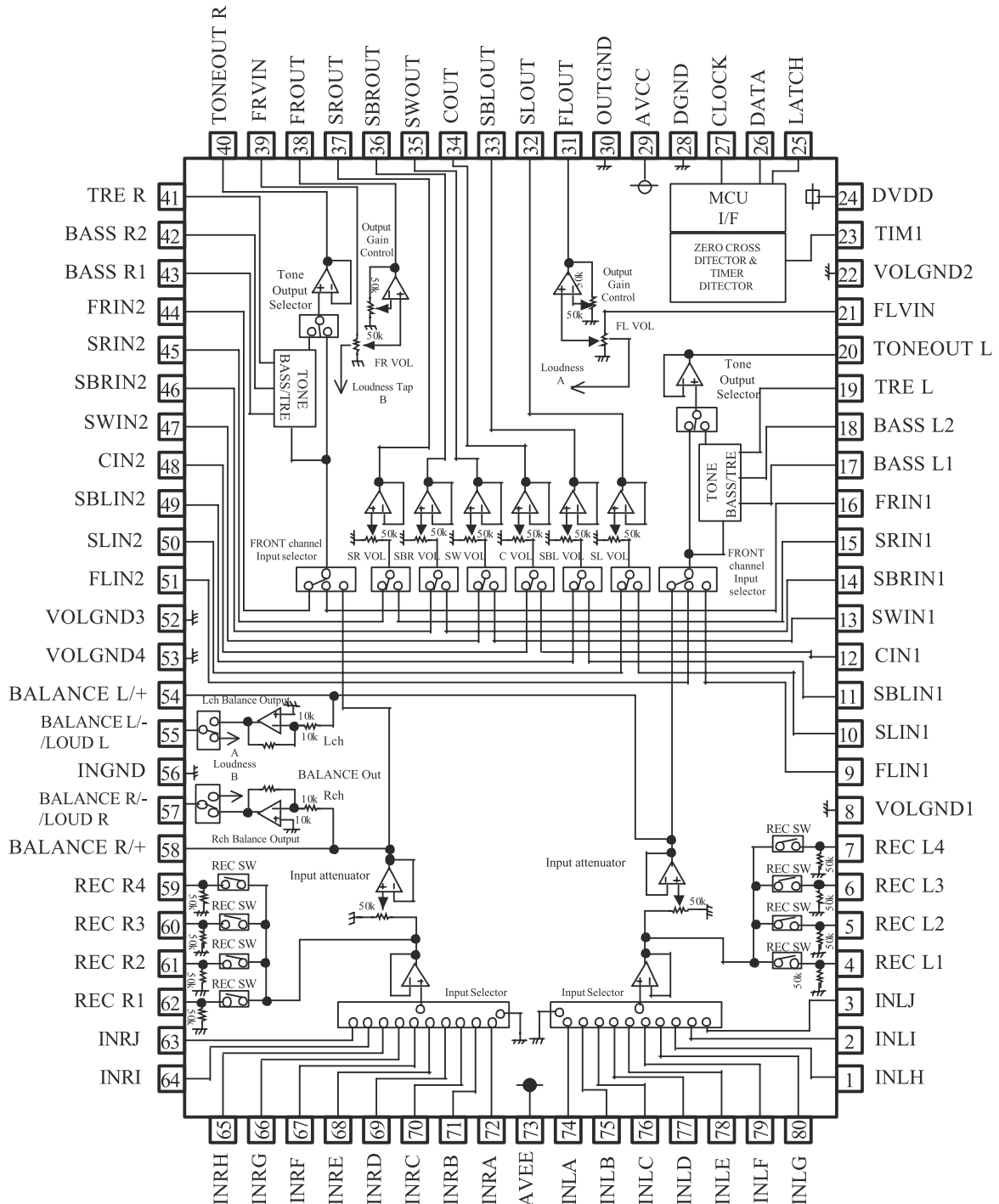


BA7625
COMPOSITE VIDEO BOARD: U4202 & U4203
S-VIDEO BOARD: U4102 & U4103

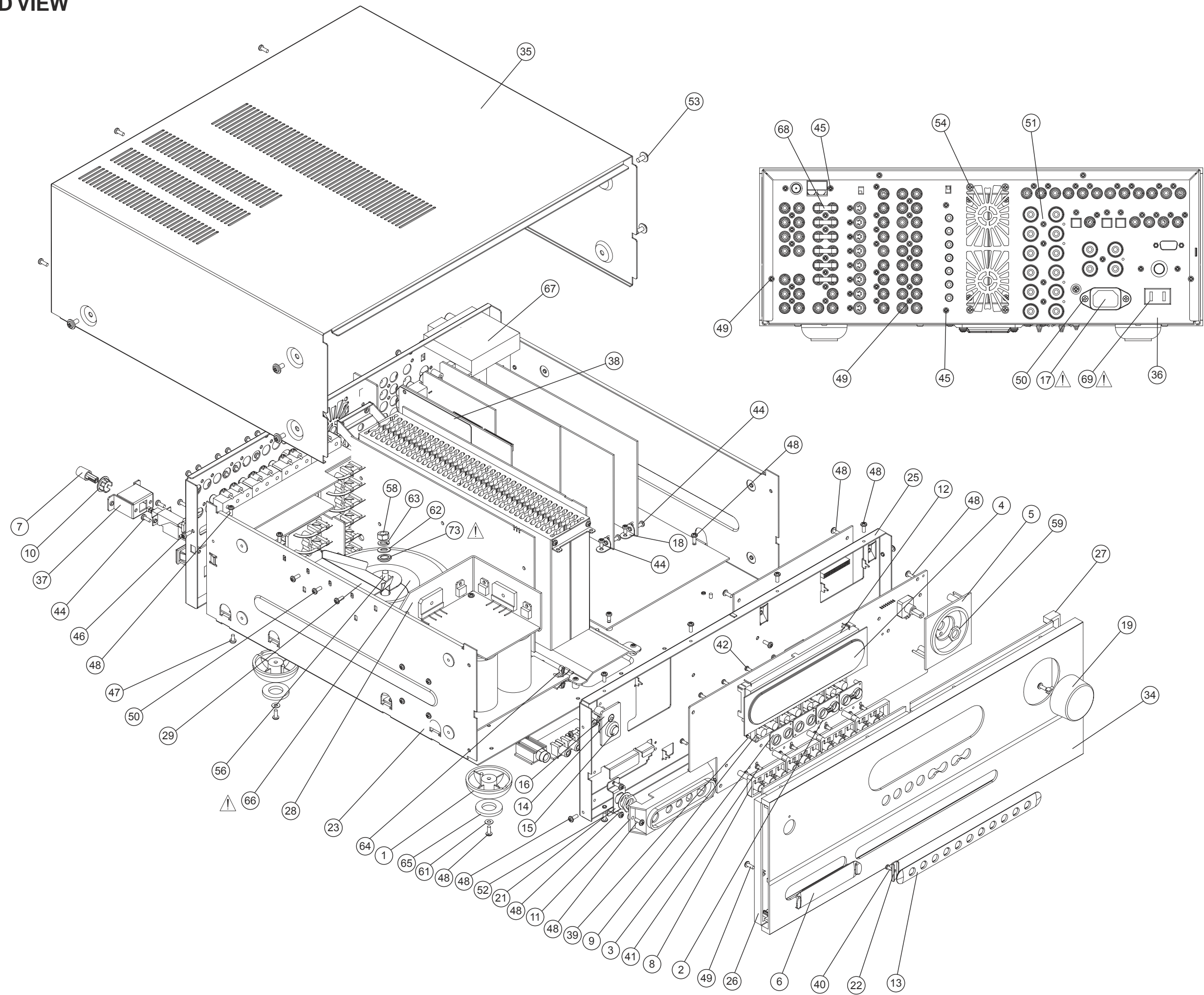


M61516FP

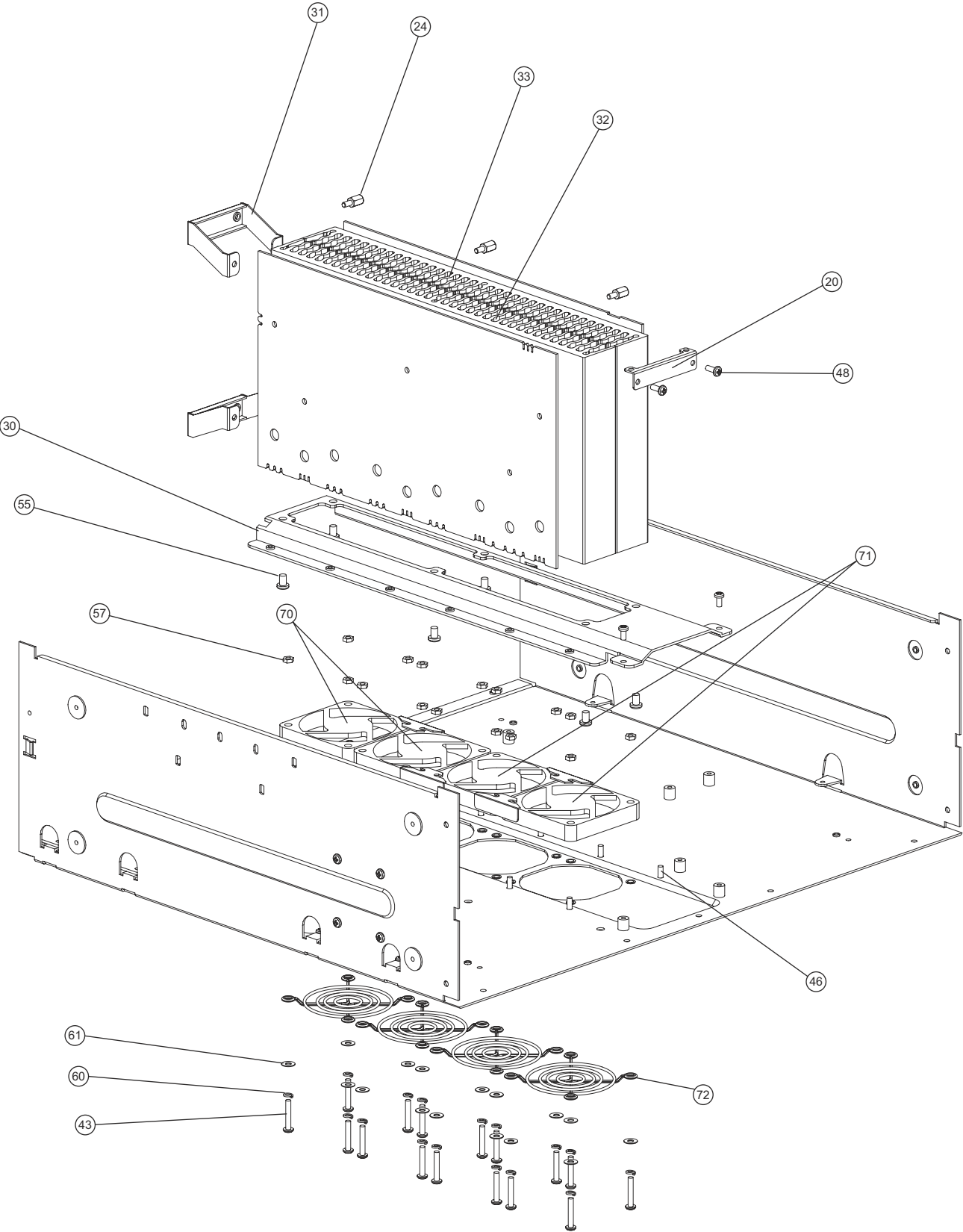
MULTI-CHANNEL BOARD: U6101 & U6102



EXPLODED VIEW






EXPLODED VIEW



EXPLODED VIEW PARTS LIST

<u>Item</u>	<u>Part No.</u>	<u>Description</u>	<u>Qty.</u>
1	10-0163017-01-00	PLASTIC FOOT DOME SHAPE	4
2	10-0163045-72-00	LINKED GOGGLE BEZEL	2
3	10-0163055-72-01	DUO GOGGLE BEZEL	2
4	10-0752001-00-10	WINDOW LENS	1
5	10-0752005-72-00	VOLUME BEZEL	1
6	10-0752007-72-00	VIDEO COVER	1
7	10-0752022-02-00	POWER BUTTON BLACK	1
8	10-0752032-72-01	INPUT BUTTON	4
9	10-0752042-72-01	DUO BUTTON	4
10	10-0752045-01-00	POWER BUTTON BEZEL	1
11	10-0752065-01-00	VIDEO HOUSING	1
12	10-0752075-00-00	DISPLAY BRACKET	1
13	10-0762035-72-01	INPUT BUTTON LOZENGE	1
14	10-0772011-00-00	LED LENS ROUND	1
15	10-0772022-72-01	POWER BUTTON TACT ACTIVATE	1
16	10-0772045-72-01	POWER BUTTON BEZEL	1
17	34-0101000-00-67	AC SOCKET IEC 15A/250V	1
18	11-0570075-80-01	L BRACKET	2
19	11-0752002-72-00	VOLUME KNOB ASSY	1
20	11-0752045-80-00	HEATSINK MOUNTING BRACKET	1
21	11-0752065-80-00	PHONE BRACKET	1
22	11-0752075-80-00	DUMMY BRACKET	1
23	11-0762004-80-07	BOTTOM CABINET	1
24	11-0762005-80-00	HEX SPACER AF5.5 H8+6	10
25	11-0762025-80-02	SUBFASCIA	1
26	11-0762028-95-00	SIDE CAP L	1
27	11-0762038-95-00	SIDE CAP R	1
28	11-0762048-80-01	HEATSINK- RECTIFER	1
29	11-0762065-80-00	XiFORMER SUPPORT BRACKET	1
30	11-0762085-80-01	LARGE FAN MOUNTING BRACKET	1
31	11-0762095-14-00	HTSK SUPPORT BRACKET	2
32	11-0762098-94-02	NEW EXTRUDED HTSK LEFT	1
33	11-0762108-94-00	NEW EXTRUDED HTSK RIGHT	1
34	11-0763000-95-12	FASCIA	1
35*AH	11-0763003-85-16	TOP COVER (AH)	1
35*C	11-0763013-85-16	TOP COVER (C)	1
36*AH	11-0763006-94-13	REAR PANEL (AH)	1
36*C	11-0763016-94-13	REAR PANEL (C)	1
37	11-0772065-80-00	POWER BUTTON BRACKET	1
38	12-0763001-70-00	FIBER PAPER 133 X 150 X 0.8mm	1
39	13-0200502-22-00	SELF TAPPING SCREW 2X5 WASHER HEAD TYPE-B NI PLT	8
40	13-0260500-02-00	SELF TAPPING SCREW 2.6 X 5 P/H TYPE-A NI PLT	1
41	13-0260600-02-00	SELF TAPPING SCREW 2.6 X 6 P/H TYPE-A NI PLT	9
42	13-0260803-02-00	SELF TAPPING SCREW 2.6 X 8 B/H TYPE-A NI PLT	16
43	14-0300180-02-00	MACHINE SCREW M3 X 18 P/H NI PLT	16
44	14-0300600-02-00	MACHINE SCREW M3 X 6 P/H NI PLT	18
45	14-0300600-04-00	MACHINE SCREW M3 X 6 P/H BLK	4


<u>Item</u>	<u>Part No.</u>	<u>Description</u>	<u>Qty.</u>
46	14-0300600-52-00	SELF TAPING SCREW 3 X 6 P/H TAPTITE NI-PLT TYPE-B	23
47	14-0300603-54-00	TAPTITE SCREW 3 X 6 B/H TYPE-B BLK	4
48	14-0300800-53-00	SELF TAPPING SCREW 3 X 8 B/B ZINC PLATED TAPTITE-TYPE	36
49	14-0300803-54-00	TAPTITE SCREW 3 X 8 B/H TYPE-B BLK PLT	65
50	14-0300804-54-00	TAPTITE SCREW 3 X 8 K/H TYPE-B BLK PLT	5
51	14-0301000-54-00	TAPTITE SCREW 3 X 10 P/H TYPE-B BLK	7
52	14-0350803-52-00	TAPTITE SCREW 3.5 X 8.0 B/H TYPE-B NI PLT	5
53	14-0400802-04-00	MACHINE SCREW M4 X 8 WASHER HEAD BLK	6
54	14-0400803-54-00	TAPTITE SCREW 4 X 8 B/H BLK TYPE-B	4
55	14-0400808-54-00	TAPTITE SCREW 4 X 8 C/H TYPE-B BLK	6
56	14-0801005-03-02	HEX.BOLT M8,LENGTH=100mm ,ZN PLATED	1
57	15-0300240-05-20	NUT M3 X 2.4mm	16
58	15-0807600-05-30	HEX NUT M8 X 6.5 THK	1
59	15-0900220-11-30	NUT ZINC PLATED M9.0 X 2.2mm 11p	1
60	16-0320560-09-20	SPRING WASHER I/D 3.2 X O/D 5.6 0.9mm	39
61	16-0350080-04-35	STEEL WASHER I/D 3.5 X O/D 8.0 0.4mm ZINC PLT	22
62	16-0850160-10-30	METAL WASHER ID8.5 X OD16 X 1.0mm	1
63	16-0851500-12-30	SPRING WASHER ID 8.5 X OD 12.5 X 1.9THK	1
64	17-0500960-00-01	PCB SUPPORTER (H=9.6mm PCB HOLE 4mm) CS-0610	3
65	17-1402603-30-22	RUBBER FOOT I/D14 X O/D26 X 3 PORON HH-48C	4
66 	25-0090061-00-21	XFORMER PW TOROIDAL 120V/240V	1
67*AH	29-4000004-00-38	AM/FM TUNER MODULE KST-MB114MA0-23	1
67*C	29-4000002-00-38	AM/FM TUNER MODULE KST-MB114MA1-23	1
68	34-0061030-00-67	JUMPER PLUG PITCH 14mm	6
69*AH 	34-0101001-00-70	AC OUTLET US POLARIZED 3512-MITIBKUC	1
69*C 	34-0100002-00-78	AC OUTLET EURO CEE 7 2.5A/250V A302D0060P	1
70	37-2011230-00-63	FAN DC 12V 0.09A 3000RPM MGA6012LR-A10 W/450mm	2
71	37-2011230-01-63	FAN DC 12V 0.09A 3000RPM MGA6012LR-A10 W/350mm	2
72	39-0000008-00-63	FAN GUARD 60mm DFG-60	4
73	02-0000020-00-XX	NYLON OD 18 X 9.3 X 3.5mm	1

NOTE: THE COMPONENTS IDENTIFIED BY  MARK ARE CRITICAL FOR RISK OF FIRE AND ELECTRICAL SHOCK. REPLACE ONLY WITH PART NUMBER SPECIFIED.

<*AH > : USA, CANADIAN MODEL ONLY.

<*C > : EUROPEAN MODEL ONLY.

ELECTRICAL PARTS LIST (refer to schematic diagram for non critical component values)

Reference No.	Part No.	Description
<u>POWER AMP MODULE</u>	95-0907635-12-01	POWER AMPLIFIER MODULE
<u>FRONT & CENTER AMP BOARD PCB ASSEMBLY</u>	80-0907630-40-00	FRONT AND CENTER AMP ASSEMBLY
<u>CAPACTIORS</u>		
C501,C513,C525	22-3476052-00-43	CAP ELEC SS 4.7uF 50V 20% 85C
C503,C515,C527	22-4110203-10-28	CAP MYLAR MCC-R 1000P 100V 10%
C505,C517,C529	22-3471022-00-28	CAP ELEC GR 470uF 16V 20% 85C
C508,C519,C531	22-4115403-10-10	CAP MYLAR KT-G 150nF 100V 10%
C510,C511,C521,C522,C534,C535	22-3101082-00-28	CAP ELEC GR 100uF 100V 20%
C537-C539	22-4210402-00-31	CAP MpF 0.1uF 63V 5% DMF 5 SERIES
C565-C566	22-3470022-00-43	CAP ELEC SS 47uF 16V 20% 85C
<u>DIODES</u>		
D501-D503,D505-D507,D509-D514, D522-D528,D531-D536	20-0000000-00-13	DIODE SW 4NS DO35 1N4148
D529,D530	20-3222002-02-01	DIODE ZENER BZX55 22V 1/2W 5%
<u>COILS</u>		
L501-L503	24-1000001-00-28	AIR COIL 0.2uH 10% 1 X 9 X 13.5 TURNS
<u>RELAYS</u>		
M501,M502,M505	32-3124051-03-40	RELAY POWER DC24V 5A/250V 2P1T
<u>THERMISTORS</u>		
M504,M507	23-6110100-00-08	THERMISTOR PTC 100 OHM
<u>THERMAL PROTECTOR</u>		
M506 	39-0000007-00-15	THERMAL CUT OFF SWITCH 90C UP72
<u>TRANSISTORS</u>		
Q501-Q503,Q511,Q513-Q515,Q523, Q525-Q527,Q535	21-0000410-00-12	XTR SS NPN HFE160-320 130MHz 2SC2362KF
Q504,Q506,Q516,Q518,Q529,Q530, Q562,Q565,Q568	21-1011210-50-12	XTR PW PNP 1A/100V TO-126 2SD600KE
Q505,Q508,Q517,Q520,Q528,Q532	21-1011611-30-12	XTR PW PNP 1.5A/160V TO-220ML 2SA1606E
Q507,Q519,Q531	21-1011610-30-12	XTR PW NPN 1.5A/160V TO-220ML 2SC4159E
Q509,Q521,Q534	21-1152311-10-12	XTR PW PNP 15A/230V TO-3PB 2SA2031
Q510,Q522,Q533	21-1152310-10-12	XTR PW NPN 15A/230V TO-3PB 2SC5669
Q543-Q545	21-0000380-70-14	XTR SS NPN HFE20 250MHz DTC-123ESA
Q550,Q551,Q553,Q554,Q556,Q557, Q561,Q564,Q567	21-0100410-00-12	XTR SS PNP HFE 280-560 110MHz 2SA1016KG-AA
Q563,Q566,Q569	21-1011211-50-12	XTR PW PNP 1A/100V TO-126 2SB631KE
<u>RESISTORS</u>		
R522,R545,R571	30-0102106-01-64	VR SEMI-FIX RES CF 1K OHM B 30%

<u>Reference No.</u>	<u>Part No.</u>	<u>Description</u>
R523,R547,R574 R527,R528,R548,R556,R575,R576 R589,R590,R591	23-4228280-08-20 23-2100230-00-00 23-2100250-00-01	RES RN 0.22 OHM 5% 5W SIL 3 PIN RES MO 10 OHM 5% 1/2W RES MO 10 OHM 5% 2W
<u>SURROUND LEFT/RIGHT/BACK AMP BOARD</u> <u>PCB ASSEMBLY</u>	80-0907630-18-00	SURROUND LEFT/RIGHT/BACK AMP ASSEMBLY
<u>DIODES</u> D801-D809,D814-D825,D871-D875 D879,D878	20-0000000-00-13 20-3133912-20-36	DIODE SW 4NS DO35 1N4148 DIODE ZENER BZX85 3.3V 1W 5%
<u>TRANSISTORS</u> Q512,Q807,Q808,Q823,Q824,Q826, Q827,Q834,Q835,Q837 Q545,Q546,Q801-Q806,Q821,Q822, Q838-Q840,Q847 Q809-,Q812,Q841,Q842,Q854,Q856,Q858 Q813,Q814,Q843 Q815,Q816,Q844,Q850-,Q852 Q817,Q818,Q845 Q819,Q820,Q846 Q829,Q848 Q855,Q857,Q859 Q871 Q872	21-0100410-00-12 21-0000410-00-12 21-1011210-50-12 21-1011610-30-12 21-1011611-30-12 21-1152310-10-12 21-1152311-10-12 21-0000380-70-14 21-1011211-50-12 21-1036003-50-06 21-0000390-70-14	XTR SS PNP HFE 280-560 110MHz 2SA1016KG-AA XTR SS NPN HFE160-320 130MHz 2SC2362KF XTR PW PNP 1A/100V TO-126 2SD600KE XTR PW NPN 1.5A/160V TO-220ML 2SC4159E XTR PW PNP 1.5A/160V TO-220ML 2SA1606E XTR PW NPN 15A/230V TO-3PB 2SC5669 XTR PW PNP 15A/230V TO-3PB 2SA2031 XTR SS NPN HFE20 250MHz DTC-123ESA XTR PW PNP 1A/100V TO-126 2SB631KE XTR PW 3A/60V TO-126 2SB772Q XTR SS NPN HFE270-560 180MHz 2SC1740S
<u>CAPACITORS</u> C554 C801,C802,C835 C805,C806,C836 C809,C810,C837,C874,C875 C815,C816,C840 C819-C822,C842,C843 C823,C824,C844 C871 C872 C873	22-3220022-00-43 22-3476052-00-43 22-4110203-10-28 22-3471022-00-28 22-4115403-10-10 22-3101082-00-28 22-4210402-00-31 22-3470052-00-43 22-3100052-00-43 22-3102032-30-28	CAP ELEC GS 22uF 16V 20% 85C CAP ELEC SS 4.7uF 50V 20% 85C CAP MYLAR MCC-R 1000P 100V 10% CAP ELEC GR 470uF 16V 20% 85C CAP MYLAR KT-G 150nF 100V 10% CAP ELEC GR 100uF 100V 20% CAP MpF 0.1uF 63V 5% DMF 5 SERIES CAP ELEC SS 47uF 50V 20% 85C CAP ELEC SS 10uF 50V 20% CAP ELEC KM 1000uF 25V 20% 105C
<u>COILS</u> L801-L803 TURNS	24-1000001-00-28	AIR COIL 0.2uH 10% 1 X 9 X 13.5
<u>RELAYS</u> M801,M802	32-3124081-02-40	RELAY POWER DC24V 8A/250V 2P1T
<u>THERMISTORS</u> M807	23-6110100-00-08	THERMISTOR PTC 100 OHM

<u>Reference No.</u>	<u>Part No.</u>	<u>Description</u>
RESISTORS R8103,R843,R844 R8110,R857,R858 R829,R830,R837,R838,R894,R898 R835,R836,R897	23-4228280-08-20 23-2100250-00-01 23-2100230-00-00 30-0102106-01-64	RES RN 0.22 OHM 5% 5W SIL 3 PIN RES MO 10 OHM 5% 2W AXIAL RES MO 10 OHM 5% 1/2W AXIAL VR SEMI-FIX RES CF 1K OHM B 30%
REGULATORS U871 U872	27-3001201-17-14 27-3000501-17-14	I.C. VOLT REG 12V 1A TO-220 NJM7812 I.C. VOLT REG 5V 1A TO-220 NJM7805FA
DSP BOARD PCB ASSEMBLY	80-0907630-65-00	DSP ASSEMBLY
CAPACITORS C1004,C1014,C1016,C1062,C1083, C1096,C1100,C1155,C1173,C1174 C1005 C1012,C1072,C1117 C1020,C1021,C1030,C1031,C1040, C1041,C1050,C1051,C1091,C1094 C1060,C1073 C1079,C1171,C1172 C1109-C1112 C1137,C1138,C1143,C1144 C1182,C1119,C1133 C1011 C1092,C1152-C1154 C1101-C1108 C1132 C1007,C1010,C1175,C1176 C1003,C1008,C1009,C1013,C1015, C1017-C1019,C1061,C1074-C1076, C1078,C1081,C1082,C1090,C1093, C1095,C1099,C1124-C1128,C1150, C1151,C1177,C1178 C1006,C1121 C1134-C1136,C1022,C1026,C1032, C1036,C1042,C1046,C1052,C1056 C1139,C1140,C1145,C1146 C1025,C1029,C1035,C1039,C1045, C1049,C1055,C1059,C1114,C1130,C1131 C1141,C1142,C1147,C1148,C1024, C1028,C1034,C1038,C1044,C1048, C1054,C1058	22-3106052-00-43 22-3226052-00-43 22-3101022-00-43 22-3336052-00-43 22-3471022-00-28 22-3100022-00-43 22-3470022-00-43 22-3100052-00-43 22-3102022-00-28 22-4210402-00-31 22-4210502-00-31 45-0101055-55-57 45-0102055-55-57 45-0103055-55-57 45-0104056-57-57 45-0221055-55-57 45-0222055-55-57 45-0272055-55-57 45-0472055-55-57 45-0561055-55-57	CAP ELEC SS 1uF 50V 20% 85C CAP ELEC SS 2.2uF 50V 20% 85 CAP ELEC SS 100uF 16V 20% 85C CAP ELEC SS 3.3uF 50V 20% 85C CAP ELEC GR 470uF 16V 20% 85C CAP ELEC SS 10uF 16V 20% 85C CAP ELEC SS 47uF 16V 20% 85C CAP ELEC SS 10uF 50V 20% 85C CAP ELEC GR 1000uF 16V 20% 85 CAP MpF 0.1uF 63V 5% DMF 5 SERIES CAP MpF 1uF 63V 5% DMF 5 SERIES CAP CER SMD 100pF 50V 10% X7R 0603 CAP CER SMD 1nF 50V 10% X7R 0603 CAP CER SMD 10nF 50V 10% X7R 0603 CAP CER SMD 0.1uF 50V 20% Y5V 0603 CAP CER SMD 220pF 50V 10% X7R 0603 CAP CER SMD 2.2nF 50V 10% X7R 0603 CAP CER SMD 2.7nF 50V 10% X7R 0603 CAP CER SMD 4.7nF 50V 10% X7R 0603 CAP CER SMD 560pF 50v 10% X7R 0603
INDUCTORS L1001-L1008	24-0100127-00-28	IND CHOKE 10uH 10%
TRANSISTORS Q1001-Q1003	21-0000010-00-46	XTR SS NPN HEF 100 200MHz TO-92 C1815Y

<u>Reference No.</u>	<u>Part No.</u>	<u>Description</u>
RESISTORS		
R1001,R1002,R1079,R1083,R1222	44-0470120-51-00	RES SMD 4.7K OHM 5% 1/16W 0603
R1003-R1006	44-0330120-51-00	RES SMD 3.3K OHM 5% 1/16W 0603
R1007,R1191-R1194	44-0330920-51-00	RES SMD 33 OHM 5% 1/16W 0603
R1008,R1020-R1022,R1026,R1036, R1040,R1050,R1054,R1064,R1068, R1114,R1131-R1138,R1230	44-0100220-51-00	RES SMD 10K OHM 5% 1/16W 0603
R1009	44-0200320-51-00	RES SMD 200K OHM 5% 1/16W 0603
R1013	44-0120120-51-00	RES SMD 1.2K OHM 5% 1/16W 0603
R1023,R1030,R1037,R1044,R1051, R1058,R1065,R1072,R1120,R1121, R1126,R1127,R1027,R1028,R1033, R1035,R1041,R1042,R1047,R1049, R1055,R1056,R1061,R1063,R1069, R1070,R1075,R1077	44-0150120-51-00	RES SMD 1.5K OHM 5% 1/16W 0603
R1024,R1031,R1038,R1045,R1052, R1059,R1066,R1073	44-0620020-51-00	RES SMD 620 OHM 5% 1/16W 0603
R1078,R1080,R1084	44-0220120-51-00	RES SMD 2.2K OHM 5% 1/16W 0603
R1081,R1090,R1091	44-0270110-51-00	RES SMD 2.7K OHM 1% 1/16W 0603
R1082	44-0180110-51-00	RES SMD 1.8K OHM 1% 1/16W 0603
R1092-R1094,R1112,R1113,R1115, R1181-R1184	44-0100020-51-00	RES SMD 100 OHM 5% 1/16W 0603
R1116,R1117,R1122,R1123	44-0562117-51-00	RES SMD 5.62K OHM 1% 1/10W 0603
R1118,R1119,R1124,R1125	44-0118117-51-00	RES SMD 1.18K OHM 1% 1/10W 0603
R1130,R1173-R1176	44-0470220-51-00	RES SMD 47K OHM 5% 1/16W 0603
R1166	44-0100120-51-00	RES SMD 1K OHM 5% 1/16W 0603
R1171,R1172,J1001,J1002,R1010, R1099,R1217,R1218	44-0000020-51-00	RES SMD 0 OHM 5% 1/16W 0603
R1177,R1178	44-0150020-51-00	RES SMD 150 OHM 5% 1/16W 0603
R1195-R1198	44-0200120-51-00	RES SMD 2K OHM 5% 1/16W 0603
R1213-R1216	44-0750920-51-00	RES SMD 75 OHM 5% 1/16W 0603
R1221	44-0270120-51-00	RES SMD 2.7K OHM 5% 1/16W 0603
ICs		
U1001	27-9493260-04-70	I.C. DD DTS & MPEG DECODER PLCC CS49326
U1002,U1003,U1014	27-0324590-24-00	I.C. OCTAL TRANSCEIVER SMD 74LVC245ATTR
U1004	27-0115790-25-00	I.C. QUAD 2-INPUT SELECTOR SOIC 74HC157MIR
U1005	27-9841500-25-53	I.C. 96KHz AUDIO INTERFACE RECEIVER CS8415A-CS
U1007	27-2325607-00-88	I.C. EEPROM 256 X 8 BYTE 70nS PDIL W27C02-70
U1008,U1009	27-0657490-18-00	I.C. OCTAL D-FLIP FLOPS 3-STAGE O/P 74LVQ574M
U1010-U1013,U1023,U1028	27-7055320-18-14	I.C. AUDIO LOW NOISE OP-AMP SMD NJM5532M
U1015,U1020	27-3031710-06-00	I.C. REG 1A TO-220(T) LM317T
U1025	27-9439200-24-53	I.C. 24BIT 192KHz STEREO DAC CS4392-KZ
U1026	27-9436000-24-53	I.C. 24BIT 192KHz 6 CH DAC CS4360KZ
U1027	27-9533300-24-53	I.C. 24BIT 96KHz STEREO A/D CS5333KZ

<u>Reference No.</u>	<u>Part No.</u>	<u>Description</u>
OSCILLATOR X1001	28-5122200-04-19	CRYSTAL CLOCK 12.288MHz 50ppm
AUDIO BOARD PCB ASSEMBLY	80-0907630-11-00	AUDIO ASSEMBLY
CAPACITORS C3101-C3116	22-3220022-00-43	CAP ELEC GS 22uF 16V 20% 85C
RESISTORS J3101,J3102	44-0000027-11-00	RES SMD 0 OHM 5% 1/10W 0805
RCA JACKS M301-M303	34-4060420-00-60	RCA JACK 6 R-R-R/W-W-W RCA-653D-04
COMPONENT VIDEO BOARD PCB ASSEMBLY	80-0907630-42-00	COMPONENT VIDEO ASSEMBLY
CAPACITORS C4301-C4309 C4310-C4312,C4325 C4313-C4315 C4316,C4318,C4320 C4317,C4319,C4321	22-3226052-00-43 22-3100022-00-43 22-3106052-00-43 22-3101022-00-43 22-3220022-00-43	CAP ELEC SS 2.2uF 50V 20% 85C CAP ELEC SS 10uF 16V 20% 85C CAP ELEC SS 1uF 50V 20% 85C CAP ELEC SS 100uF 16V 20% 85C CAP ELEC GS 22uF 16V 20% 85C
RESISTORS J4301,J4302,J4303	44-0000027-11-00	RES SMD 0 OHM 5% 1/10W 0805
RCA JACKS M431-M434	34-4032020-00-60	RCA 3 G-BL-R RS-354G-18
ICs U4301 U4302,U4303	27-5176600-18-23 27-0140520-18-00	I.C. VIDEO 3-CH 75 OHM DRIVER BA7660FS I.C. SINGLE DUAL TRIPLE M74HC4052MIR
DIGITAL BOARD PCB ASSEMBLY	80-0907630-47-00	DIGITAL ASSEMBLY
CAPACITORS C1213,C1214,C1221 C1222,C1223	22-3226052-00-43 22-3101022-00-43	CAP ELEC SS 2.2uF 50V 20% 85C CAP ELEC SS 100uF 16V 20% 85C
RCA JACKS J1001-J1004,J1007	34-4010320-00-60	RCA JACK 1 BLACK RS-146G/B
FIBRE OPTICAL J1005,J1006	26-6701380-01-16	FIBRE OPTIC RECEIVING UNIT GP1FA550RZ







<u>Reference No.</u>	<u>Part No.</u>	<u>Description</u>
J1008	26-6691386-00-16	FIBRE OPTIC TRANSMITTER GP1FA550TZ
ICs		
U1201,U1202	27-0804990-18-00	I.C. HEX INVERTER SMD SOP M74HCU04MIR
U1203	27-0125190-18-00	I.C. 8-CH MULTIPLEXER-SSOP 74HC251M1R
ISC BOARD		
PCB ASSEMBLY	80-0907630-74-00	ISC ASSEMBLY
CAPACITORS		
C786-C789,C816-C820	22-4210402-00-31	CAP MpF 0.1uF 63V 5% DMF 5 SERIES
C811-C813,C815,C829,C830,C832,C833	22-3100022-00-43	CAP ELEC SS 10uF 16V 20% 85C
DIODES		
D810,D824	20-5010401-50-47	DIODE BRI 10A/400V KBK10G
D811,D812,D825,D826	20-1912601-90-45	DIODE RECT 12A/600V TO-220 TYN612
D813,D823,D827,D828	20-0000000-00-13	DIODE SW 4NS DO35 1N4148
D821,D822	20-3212002-00-36	DIODE ZENER BZX55 12V 1/2W 5%
TRANSISTORS		
Q812,Q815,Q817,Q818,Q831,Q833	21-0000010-00-46	XTR SS NPN HEF 100 200MHz TO-92 C1815Y
Q813,Q811,Q781,Q782	21-0100410-00-12	XTR SS PNP HFE 280-560 110MHz 2SA1016KG-AA
Q832,Q830,Q814,Q816	21-0100100-00-46	XTR SS PNP HFE 100 200MHz TO-92 A1015Y
RESISTORS		
R790,R793,R813,R817	23-4228280-08-20	RES RN 0.22 OHM 5% 5W SIL 3 PIN
R826,R873	44-0100120-51-00	RES SMD 1K OHM 5% 1/16W 0603
R827,R835,R874,R882	44-0100220-51-00	RES SMD 10K OHM 5% 1/16W 0603
R828,R875	44-0470120-51-00	RES SMD 4.7K OHM 5% 1/16W 0603
R829,R830,R876,R877	44-0100320-51-00	RES SMD 100K OHM 5% 1/16W 0603
R831,R832,R878,R879	44-0220120-51-00	RES SMD 2.2K OHM 5% 1/16W 0603
R833,R880	44-0680320-51-00	RES SMD 680K OHM 5% 1/16W 0603
R834,R881	30-0503106-02-22	VR SEMI-FIXED RESISTOR CF 50K OHM 30%
R837-R839	23-5228330-00-00	RES FUSIBLE 0.22 OHM 10% 1/2W
R841,R840	23-2228232-00-00	RES MO 0.22 OHM 5% 1/2W AXIAL
IC		
U801	27-7055320-18-14	I.C. AUDIO LOW NOISE OP-AMP SMD NJM5532M
KEYBOARD		
PCB ASSEMBLY	80-0907630-02-00	KEYBOARD ASSEMBLY
CAPACITORS		
C201,C202,C213,C215-C222,C229,C256	45-0104056-57-57	CAP CER SMD 0.1uF 50V 20% Y5V 0603

<u>Reference No.</u>	<u>Part No.</u>	<u>Description</u>
C208-C211	22-3470022-00-43	CAP ELEC SS 47uF 16V 20% 85C
C212	22-3102012-00-28	CAP ELEC GR 1000uF 10V 20% 85C
C214	22-3107052-00-43	CAP ELEC. SS 0.1uF 50V 20% 85C
C224	22-3472032-00-28	CAP ELEC GR 4700uF 25V 20% 85C
C241,C242	45-0102055-55-57	CAP CER SMD 1nF 50V 10% X7R 0603
C251-C254	45-0330055-55-57	CAP CER SMD 33pF 50V 10% X7R 0603
C255	22-3106052-00-43	CAP ELEC SS 1uF 50V 20% 85C
DIODES		
D212,D214-D218	20-0000000-00-13	DIODE SW 4NS DO35 1N4148
D220	20-3251902-00-01	DIODE ZENER BZX55 5.1V 1/2W 5%
IR RECEIVER		
D201	26-0941380-00-00	IR RX 940nm 37.9KHz SHIELD ST FM-7138TE5
ENCODER		
M201	35-6001219-00-08	ENCODER ROTATRY L=20mm VERTICAL W/O CLICK
TRANSISTORS		
Q201	21-0100100-00-46	XTR SS PNP HFE 100 200MHz TO-92 A1015Y
Q203-Q206	21-0000010-00-46	XTR SS NPN HEF 100 200MHz TO-92 C1815Y
RESISTORS		
R201-R207,R213,R219,R223,R224, R226,R227,R229,R231,R232	44-0100220-51-00	RES SMD 10K OHM 5% 1/16W 0603
R216,R225,R234	44-0100120-51-00	RES SMD 1K OHM 5% 1/16W 0603
R217,R218	44-0150120-51-00	RES SMD 1.5K OHM 5% 1/16W 0603
R220,R253-R268	44-0470120-51-00	RES SMD 4.7K OHM 5% 1/16W 0603
R221,R230, R222	44-0220120-51-00	RES SMD 2.2K OHM 5% 1/16W 0603
R233	44-0220020-51-00	RES SMD 220 OHM 5% 1/16W 0603
R238	44-0470220-51-00	RES SMD 47K OHM 5% 1/16W 0603
R241,R242	44-0120220-51-00	RES SMD 12K OHM 5% 1/16W 0603
R251,R252	44-0100020-51-00	RES SMD 100 OHM 5% 1/16W 0603
R269	44-0100520-51-00	RES SMD 10M OHM 5% 1/16W 0603
	44-0000020-51-00	RES SMD 0 OHM 5% 1/16W 0603
TACT SWITCHES		
S201-S219	35-1001117-00-67	SW TACT NO 1P1T 50mA/12V
ICs		
U201,U202	27-1086401-04-25	I.C. MCU SCRAM PLCC T89C51RD2-SL
U203	27-9630600-14-62	I.C. VFD DRIVER SMD QFP PT6306
U204-U207,U211	27-0540940-18-00	I.C. SHIFT-AND-STORE BUS REGISTER HCF4094BM1
U208	27-0140510-18-00	I.C. 8 CH ANALOG MUX/DEMUX SMD M74HC4051MIR
U209	27-0324591-18-00	I.C. OCTAL BUS TRANSCEIVER 74VHC245M

<u>Reference No.</u>	<u>Part No.</u>	<u>Description</u>
U210	27-2300225-00-25	I.C. EEPROM 2K BYTE 250nS PDIL AT24C16
U214	27-9810000-28-36	I.C. RESET MONITORS TCM810LENB713
CRYSTALS X201A,X202A	28-5200200-06-19	CRYSTAL 20.000MHz 30ppm HC-49S
LED BOARD PCB ASSEMBLY	80-0907630-32-00	LED ASSEMBLY
LED D211	26-0012587-01-10	LED RED-GREEN 5X807mm COMMON ANODE
TACT SWITCHES S220	35-1001117-00-67	SW TACT NO 1P1T 50mA/12V
MAIN BOARD PCB ASSEMBLY	80-0907630-00-00	MAIN ASSEMBLY
DIODES D701-D710 D711 D715 D716-D718	20-1001401-20-44 20-3227002-00-47 20-5004700-50-02 20-3951943-50-01	DIODE RECT 1A/400V DO41 1N4004 DIODE ZENER BZX55 27V 1/2W 5% DIODE BRI 4A/70V RS402L DIODE ZENER ZY5.1 2W 10%
TRANSISTOR Q701	21-1011210-50-12	XTR PW PNP 1A/100V TO-126 2SD600KE
CAPACITORS C701,C705,C706,C716,C725 C704 C707 C710 C711,C712,C713 C715 C719,C723,C702 C721,C724	22-3102032-30-28 22-3332042-30-35 22-3222042-30-49 22-3470052-00-43 22-3102052-30-28 22-4210502-00-31 22-3101022-30-13 22-3222032-30-28	CAP ELEC KM 1000uF 25V 20% 105C CAP ELEC KM 3300uF 35V 20% 105C CAP ELEC KM 2200uF 35V 20% 105C CAP ELEC SS 47uF 50V 20% 85C CAP ELEC KM 1000uF 50V 20% 105C CAP MpF 1uF 63V 5% DMF 5 SERIES CAP ELEC KM 100uF 16V 20% 105C CAP ELEC KM 2200uF 25V 20% 105C
REGULATORS U701,U704-U706 U702,U707 U703	27-3000501-17-14 27-3001201-17-14 27-3101201-13-14	I.C. VOLT REG 5V 1A TO-220 NJM7805FA I.C. VOLT REG 12V 1A TO-220 NJM7812 I.C. VOLT REG TO-220F NJM7912
MULTI-CH BOARD PCB ASSEMBLY	80-0907630-64-00	MULTI-CHANNEL ASSEMBLY
DIODES D601 D602,D604	20-0000000-00-13 20-3275902-00-01	DIODE SW 4NS DO35 1N4148 DIODE ZENER BZX55 7.5V 1/2W 5%

<u>Reference No.</u>	<u>Part No.</u>	<u>Description</u>
TRANSISTORS		
Q6101	21-0000140-00-11	XTR SS NPN HFE 120 100MHz TO-92 SS8050C
Q6102	21-0100131-00-11	XTR SS PNP HFE 170 1.5A TO-92 SS8550C
Q6103	21-0100390-70-14	XTR SS PNP HFE 30 250MHz SPT DTA 114ESA
Q6104	21-0000400-70-14	XTR SS NPN HFE30 250MHz SPT DTC114ESA
Q6105,Q6106	21-0000360-00-00	XTR SS NPN HFE200-700 30MHz 2SC2878A
Q6107	21-0000450-70-14	XTR SS NPN 68 250MHz SPT DTA144ESA
Q6108,Q6109	21-0000120-70-14	XTR SS NPN HFE 68 30MHz SPT DTC144ES
CAPACITORS		
C627,C628,C633,C634	22-3101022-00-43	CAP ELEC SS 100uF 16V 20% 85C
C607,C611,C612,C747-C754, C6201-C6217	22-3220022-00-43	CAP ELEC GS 22uF 16V 20% 85C
C626	22-3221022-00-43	CAP ELEC SS 220uF 16V 20% 85C
C677,C678,C689,C690	22-3470022-00-43	CAP ELEC SS 47uF 16V 20% 85C
C759-C762,C769,C770,C773,C774	22-4210402-00-31	CAP MpF 0.1uF 63V 5% DMF 5 SERIES
C767,C768,C771,C772	22-4233202-00-31	CAP MpF 0.0033uF 63V 5% DMF 5 SERIES
C763,C764,C765,C766	22-4247302-00-31	CAP MpF 0.047uF 63V 5% DMF 5 SERIES
C757,C758	22-4282302-00-31	CAP MpF 0.082uF 63V 5% DMF 5 SERIES
C775,C776,C755,C756	22-8226052-00-28	CAP ELEC 2.2uF 50V 20% NON-POLAR
C6301-C6304	45-0104056-57-57	CAP CER SMD 0.1uF 50V 20% Y5V 0603
INDUCTORS		
L6101,L6102	24-0101108-00-28	IND CHOKE 100uH 10% AXIAL EC24-101K
ICs		
U6104-U6107	27-7055320-18-14	I.C. AUDIO LOW NOISE OP-AMP SMD NJM5532M
U6101,U6102	27-7661516-14-01	I.C. SOUND PROCESSOR VOL+TONE M61516FP
U6103	27-9496600-21-02	I.C. QUAD BILATERAL SWITCH LC4966
PRE-OUT BOARD		
PCB ASSEMBLY	80-0907630-63-00	PRE-OUT ASSEMBLY
DIODES		
D611-D614	20-0000000-00-13	DIODE SW 4NS DO35 1N4148
TRANSISTORS		
Q608-Q617,Q629,Q630,Q632,Q633	21-0000350-70-00	XTR SS NPN HFE200-700 30MHz SPT RN1241A

<u>Reference No.</u>	<u>Part No.</u>	<u>Description</u>
Q616,Q618,Q620,Q622,Q624,Q631	21-0100390-70-14	XTR SS PNP HFE 30 250MHz SPT DTA 114ESA
CAPACITORS		
C637,C642,C647,C652,C657,C662, C667,C672,C700,C705	22-3100022-00-43	CAP ELEC SS 10uF 16V 20% 85C
C640,C645,C650,C655,C660,C665, C670,C675,C703,C708	22-3220022-00-43	CAP ELEC GS 22uF 16V 20% 85C
C679,C680,C691,C692	22-3470022-00-43	CAP ELEC SS 47uF 16V 20% 85C
RESISTORS		
R635,R642,R647,R654,R659,R666, R678,R694,R701	23-1220102-00-00	RES MF 2.2K OHM 1% 1/6W
R636,R643,R648,R655,R660,R667, R672,R679,R695,R702	23-1330002-00-00	RES MF 330 OHM 1% 1/6W
INDUCTORS		
L602-L609	24-0100127-00-28	IND CHOKE 10uH 10% EC36 AXIAL EC36-100K
ICs		
U609-U613	27-7055320-18-14	I.C. AUDIO LOW NOISE OP-AMP NJM5532M
PSU BOARD		
PSU ASSEMBLY*AH	80-0907630-01-00	PSU ASSEMBLY
PSU ASSEMBLY*C	80-0907630-01-01	PSU ASSEMBLY
DIODES		
D751,D756	20-0000000-00-13	DIODE SW 4NS DO35 1N4148
D752-D755	20-1001401-20-44	DIODE RECT 1A/400V DO41 1N4004
TRANSISTOR		
Q751	21-0000010-00-46	XTR SS NPN HEF 100 200MHz TO-92 C1815Y
CAPACITORS		
C752	22-3476052-00-43	CAP ELEC SS 4.7uF 50V 20% 85C
C763	22-1103960-37-71	CAP CER 0.01uF 250VAC 20% Y5V
RESISTORS		
R751	23-5228330-00-00	RES FUSIBLE 0.22 OHM 10% 1/2W AXIAL
R754*AH	23-8395232-00-25	COND PATH RESISTOR 3.9M OHM 1/2W 5% 250V
STANDBY TRANSFORMER		
T751	25-0040021-31-18	XFOFMER PW EI-35 100V/220V T05382B
RELAY		
M751	32-1212100-01-97	RELAY MINIATURE 2P1T SDT-S-112DMR

<u>Reference No.</u>	<u>Part No.</u>	<u>Description</u>
FUSES		
F751*AH 	33-0191001-00-88	FUSE 10A/250VAC TIME-LAG 5X20mm 5T UL/CSA
F751*C 	33-0181006-00-88	FUSE 6.3A/250VAC TIME-LAG 5X20mm 5T VDE/UL/CSA
F752*AH 	33-0111006-00-88	FUSE 1.6A 250V TIME LAG 5x20mm 5T UL/CSA/VDE/SEMKO
F752*C 	33-0151006-00-88	FUSE 800mA 250V TIME LAG 5x20mm 5T UL/CSA/VDE/SEMKO
<u>POWER SWITCH BOARD</u>		
PCB ASSEMBLY	80-0907630-48-00	POWER SWITCH ASSEMBLY
CAPACITOR		
C764 	22-1103960-37-71	CAP CER 0.01uF 250VAC 20% Y5V
POWER SWITCH		
S751 	35-0101109-00-67	SW POWER TV-8 10A 250VAC PS3-22SPA-P7AZ
<u>RS232 BOARD</u>		
PCB ASSEMBLY	80-0907630-38-00	RS232 ASSEMBLY
CAPACITORS		
C901-C904	22-3106052-00-43	CAP ELEC SS 1uF 50V 20% 85C
C905	22-3100022-00-43	CAP ELEC SS 10uF 16V 20% 85C
IC		
U901	27-0723200-18-43	I.C. DUAL RS-232 TRANSMITTER DS232AR
<u>SECONDARY BOARD</u>		
PCB ASSEMBLY	80-0907630-27-00	SECONDARY ASSEMBLY
CAPACITORS		
C801-C804	22-3123072-00-41	CAP ELEC LP 12000uF 80V 20% RAD
DIODES		
D801,D802	20-5125401-50-02	BRIDGE RECTIFIER 25A 400V MP254W BR-25W
<u>SPEAKER A BOARD</u>		
PCB ASSEMBLY	80-0907630-67-00	SPEAKER A ASSEMBLY
SPEAKER TERMINAL		
M5101,M8101	34-3000021-00-80	SPEAKER TERMINAL 6P BINDING R/B
<u>SPEAKER B BOARD</u>		
PCB ASSEMBLY	80-0907630-67-01	SPEAKER B ASSEMBLY
SPEAKER TERMINAL		
M5102	34-3000022-00-80	SPEAKER TERMINAL 4P BINDING R/B

<u>Reference No.</u>	<u>Part No.</u>	<u>Description</u>
<u>S-VIDEO BOARD</u> PCB ASSEMBLY	80-0907630-26-00	S-VIDEO ASSEMBLY
<u>CAPACITORS</u> C4101-C4107,C4109-,C4111,C4113- C4115,C4117-C4120,C4153,C4157 C4108,C4112,C4116,C4156 C4123,C4124 C4134,C4145,C4158,C4149 C4136,C4146 C4137,C4133,C4141 C4138 C4144 C4150 C4151	22-3226052-00-43 22-3471012-00-28 22-3221012-00-43 22-3101012-00-43 22-4247402-00-31 22-3106052-00-43 22-7200210-00-09 22-3477052-00-43 22-3470022-00-43 22-3100022-00-43	CAP ELEC SS 2.2uF 50V 20% 85C CAP ELEC GR 470uF 10V 20% 85C CAP ELEC SS 220uF 10V 20% 85C CAP ELEC SS 100uF 10V 20% 85C CAP MpF 0.47uF 63V 5% DMF 5 SERIES CAP ELEC SS 1uF 50V 20% 85C CAP TRIMMER 20pF 20% CAP ELEC SS 0.47uF 50 20% 85C CAP ELEC SS 47uF 16V 20% 85C CAP ELEC SS 10uF 16V 20% 85C
<u>DIODES</u> D4101-D4107	20-0000000-00-13	DIODE SW 4NS DO35 1N4148
<u>INDUCTORS</u> L4101 L4102	24-0569107-00-28 24-0220107-00-28	IND CHOKE 5.6uH 10% IND CHOKE 22uH 10%
<u>TRANSISTORS</u> Q4101,Q4103,Q4122,Q4131 Q4102 Q4107-Q4112,Q4116-Q4119 Q4113,Q4114,Q4121,Q4124,Q4125, Q4128,Q4130,Q4133 Q4115-Q4127 Q4120,Q4123 Q4132	21-0000120-70-14 21-0000450-70-14 21-0100370-70-14 21-0000360-00-00 21-0000390-70-14 21-0000380-70-14 21-0000010-00-46	XTR SS NPN HFE 68 30MHz SPT DTC144ES XTR SS NPN 68 250MHz SPT DTA144ESA XTR SS PNP HFE 270-560 140MHz 2SA933AS XTR SS NPN HFE200-700 30MHz 2SC2878A XTR SS NPN HFE270-560 180MHz 2SC1740S XTR SS NPN HFE20 250MHz DTC-123ESA XTR SS NPN HEF 100 200MHz TO-92 C1815Y
<u>SLIDE SWITCH</u> S4101	35-4102209-00-67	SW SLIDE 2P2T RIGHT L=9
<u>ICs</u> U4101 U4102,U4103 U4104	27-5574763-21-02 27-5076250-21-23 27-9496600-21-02	I.C. OSD DIP30SD LC74763-9012 I.C. AV SWITCH DIP BA7625 I.C. QUAD BILATERAL SWITCH LC4966
<u>CRYSTALS</u> X4101 X4102	28-5143200-06-19 28-5177200-06-19	CRYSTAL 14.318MHz 30ppm HC-49S CRYSTAL 17.73447MHz 30ppm HC-49S
<u>TRIGGER BOARD</u> PCB ASSEMBLY	80-0907630-68-00	TRIGGER ASSEMBLY

<u>Reference No.</u>	<u>Part No.</u>	<u>Description</u>
DIODES D351-D353 D354-D358,D3501-D3504	20-3251902-00-01 20-0000000-00-13	DIODE ZENER BZX55 5.1V 1/2W 5% DIODE SW 4NS DO35 1N4148
PHONE JACKS M351-M357	34-4310300-00-60	PHONE JACK 1 BLACK PCB MOUNT 3.5mm
TRANSISTORS Q351,Q352 Q353,Q354	21-0000380-70-14 21-0000140-00-11	XTR SS NPN HFE20 250MHz DTC-123ESA XTR SS NPN HFE 120 100MHz TO-92 SS8050C
SLIDE SWITCH S351	35-4102209-00-67	SW SLIDE 2P2T RIGHT L=9 JSK022N09-G09
REGULATORS U3501,U3502 U352	27-3001201-17-14 27-3001201-07-85	I.C. VOLT REG 12V 1A TO-220 NJM7812 I.C. VOLT REG 12V 0.1A TO-92 LM78L12
VIDEO-6 BOARD PCB ASSEMBLY	80-0907630-45-00	VIDEO-6 BOARD
CAPACITORS C4401,C4402,C4403	22-3226052-00-43	CAP ELEC SS 2.2uF 50V 20% 85C
RCA JACKS M4401 M4404 M4403 M4402	34-4010000-01-60 34-4010100-01-60 34-4010200-01-60 34-4110300-00-60	RCA JACK 1 YELLOW PCB MOUNT GOLD RCA JACK 1 RED PCB MOUT GOLD RCA 1 WHITE PCB MOUNT GOLD DIN JACK 1 BLACK PCB MOUNT
PHONE JACK J4401	34-4510302-01-80	PHONE JACK D6.3 1 PCB MOUNT GOLD
COMPOSITE VIDEO BOARD PCB ASSEMBLY	80-0907630-66-00	COMPOSITE VIDEO ASSEMBLY
CAPACITORS C4201-C4205,C4207,C4209,C4210, C4216,C4217 C4204,C4206,C4208,C4211,C4218	22-3226052-00-43 22-3471012-00-28	CAP ELEC SS 2.2uF 50V 20% 85C CAP ELEC GR 470uF 10V 20% 85C
RESISTORS J4201,J4202	44-0000027-11-00	RES SMD 0 OHM 5% 1/10W 0805
RCA JACKS M421,M422 M423	34-4040020-00-60 34-4010000-00-60	RCA JACK 4 Y-Y/Y-Y PCB MOUNT RCA 1 Y PCB MOUNT GOLD RS-146G/Y

<u>Reference No.</u>	<u>Part No.</u>	<u>Description</u>
TRANSISTORS		
Q4201-Q4203,Q4207,Q4208	21-0100370-70-14	XTR SS PNP HFE 270-560 140MHz 2SA933AS
Q4204,Q4206	21-0000120-70-14	XTR SS NPN HFE 68 30MHz SPT DTC144ES
Q4205	21-0000450-70-14	XTR SS NPN 68 250MHz SPT DTA144ESA
ICs		
U4201	27-9496600-21-02	I.C. QUAD BILATERAL SWITCH LC4966
U4202,U4203	27-5076250-21-23	I.C. AV SWITCH DIP BA7625

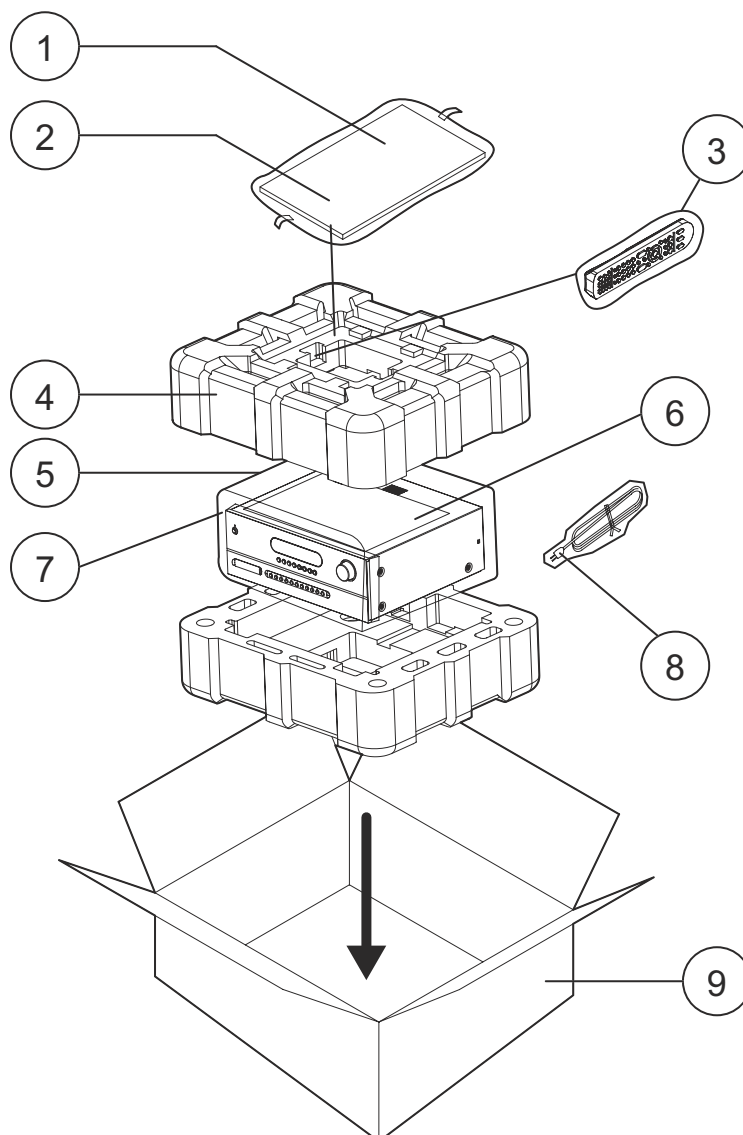
NOTE: THE COMPONENTS IDENTIFIED BY ⚠ MARK ARE CRITICAL FOR RISK OF FIRE AND ELECTRICAL SHOCK. REPLACE ONLY WITH PART NUMBER SPECIFIED.



<*AH> : USA, CANADIAN MODEL ONLY.

<*C> : EUROPEAN MODEL ONLY.

RESISTORS: MO-METAL OXIDE, RN-CERAMIC CASE, MF-METAL FILM.

PACKING DIAGRAM & PARTS LIST



Item	Part No.	Description	Qty.
1	64-0200001-01-00	POLYBAG MANUAL	1
2	31-6407520-00-98	FM WIRE ANTENNA	1
	31-6472801-00-28	AM LOOP ANTENNA W/STAND	1
	34-0081004-00-67	300 TO 75 OHM ADAPTER	1
	37-0240300-00-81	LITHIUM BUTTON CELL CR2025	1
	61-0763004-40-99	OWNER MANUAL T763 GB/F/D/NL	1
	61-0763004-41-99	OWNER MANUAL T763 E/I/P/S	1
	83-0762000-00-04	REMOTE CONTROLLER NAD ZR-2	1
	37-0020200-00-79	BATTERY AAA 1.5V ER03X	4
	65-0752000-00-78	WARRANTY CARD	1
3	83-0752000-01-04	REMOTE CONTROLLER NAD HTR-2	1
4	63-0763001-00-01	POLYFOAM TOP / BOTTOM T763	2
5	64-0762001-00-00	POLYBAG MAIN UNIT	1
6	65-0752070-00-99	A3 WHITE PAPER	1
7	64-0762000-00-00	EPE PROTECTIVE COVER	1
8 *AH 	36-2881010-07-97	POWER CORD 110V 3PINS 15A/125V UL/CSA	1
*C 	36-2983110-07-97	POWER CORD CE 3 PINS 16A 250V	1
9	67-0763000-10-99	MASTER CARTON BOX T763	1

VERSION HISTORY

SERIAL NUMBER	SOFTWARE VER.	PCB ASSEMBLY VERSION
R38T76300001-R38T76300500	V1.24	ALL ARE ISSUE 3
R39T76300501-R39T76300900	V1.24	ALL ARE ISSUE 3
R3XT76300901-R3XT76301200	V1.24	ALL ARE ISSUE 4
R3XT76301201-R3XT76302200	V1.25	ALL ARE ISSUE 4
R3YT76302201-R3XT76302300	V1.26	ONLY MULTI/SECONDARY/ISC BOARDS ISSUE 4, ALL OTHER ISSUE 5.
R3ZT76302301-R3XT76302800	V1.26	ONLY MULTI/SECONDARY/ISC BOARDS ISSUE 4, ALL OTHER ISSUE 5.
R3ZT76302801-R3XT76303300	V1.26	ONLY MULTI/SECONDARY/ISC BOARDS ISSUE 4, ALL OTHER ISSUE 5.
R3ZT76303301-R3XT76303600	V1.26	SECONDARY/ISC BOARDS ISSUE 4, POWER AMP/ MULTI-CH/ KEYBOARD/MAIN/ TRIGGER/ SPEAKER/ VIDEO 6/ POWER SW ISSUE 5, ALL OTHER ISSUE 6.
R42T76303601-R42T76303750	V1.26	SECONDARY/ISC BOARDS ISSUE 4, POWER AMP/ MULTI-CH/ KEYBOARD ISSUE 5, ALL OTHER ISSUE 6.
R42T76303751-R42T76303950	V1.26	SECONDARY/ISC BOARDS ISSUE 4, POWER AMP/ MULTI-CH/ KEYBOARD ISSUE 5, ALL OTHER ISSUE 6.
R42T76303951-R42T76304250	V1.26	SECONDARY/ISC BOARDS ISSUE 4, POWER AMP/ MULTI-CH/ KEYBOARD ISSUE 5, ALL OTHER ISSUE 6.

REMARK: PCB Number 55-0763XXX-XX-**00** = ISSUE 3,
PCB Number 55-0763XXX-XX-**01** = ISSUE 4,
PCB Number 55-0763XXX-XX-**02** = ISSUE 5,
PCB Number 55-0763XXX-XX-**03** = ISSUE 6.

SERVICE MANUAL

T763

Surround Sound Receiver