


Service Manual

Open Deck
RS-1500US

Vol 1

"Isolated Loop" Three-Motor, Direct-Drive Tape Deck



Professional Series

RS-1500U MECHANISM SERIES

Information:

The Service Manual for model RS-1500US is in 2 parts: Vol. 1 and Vol. 2.
Vol. 1 does not include measurements and adjustments.
Refer to Vol. 2 for these items.

Technics
by Panasonic

Panasonic Company
Division of Matsushita Electric
Corporation of America
One Panasonic Way, Secaucus,
New Jersey 07094

Matsushita Electric of Hawaii, Inc.
320 Waiakamilo Road, Honolulu,
Hawaii 96817

Specifications (Catalog specifications for sales)

Track system:	4 heads system 2-track 2-channel recording, playback, erasing and 4-track 2-channel playback
Motors:	3 direct-drive motors system
Capstan;	Quartz control phase-locked DC brushless servo direct-drive motor
Reel tables;	2 tape tension controlled DC brushless direct-drive motors
Reel size:	5" to 10-1/2" (13 cm to 26.5 cm) outside diameter
Tape tension control:	Automatic control for above size of reel
Tape speed:	15 ips, 7-1/2 ips and 3-3/4 ips (38 cm/s, 19 cm/s and 9.5 cm/s)
Speed deviation:	±0.1% at 15 ips (38 cm/s)
Speed fluctuation:	0.05% at 15 ips (38 cm/s)
Pitch control:	±6% (recording and playback)
Wow and flutter:	Recording and playback
15 ips (38 cm/s);	0.018% (WRMS), ±0.035% (DIN peak)
7-1/2 ips (19 cm/s);	0.03% (WRMS), ±0.06% (DIN peak)
Time counter accuracy:	±1% at 15 ips (38 cm/s)
Fast winding time:	150 sec. for 2500 ft (1.5 mil for 762 m) tape
Auto-Stop sensing:	
End of tape;	Tension roller switches
During running;	Within 3 sec. after accidental stop of takeup reel table
Frequency response:	
15 ips (38 cm/s);	30~30,000 Hz ±3 dB (recording level = -10 dB from 0 VU)
7-1/2 ips (19 cm/s);	20~25,000 Hz ±3 dB (recording level = -20 dB from 0 VU)
3-3/4 ips (9.5 cm/s);	20~15,000 Hz ±3 dB (recording level = -20 dB from 0 VU)
Signal-to-noise ratio:	NAB weighted (185 nWb/m +6 dB)
15 ips (38 cm/s);	60 dB
7-1/2 ips (19 cm/s);	60 dB
3-3/4 ips (9.5 cm/s);	58 dB
Distortion (THD):	Measured via tape at 400 Hz (at any speed) Less than 2% peak level (185 nWb/m +6 dB) Less than 0.8% operating level (0 VU)
Channel separation:	Better than 50 dB
Erasing ratio:	Better than 65 dB (recording level = +10 dB at 1 kHz)
Recording bias:	120 kHz
Bias level;	BIAS selector at "1" 90%, BIAS selector at "2" 100%, BIAS selector at "3" 110%
Equalization:	NAB standard Position "2" of "EQ" and "BIAS" selector set for scotch #207 tape
Recording level calibration:	Referenced to 185 nWb/m
Inputs:	
MIC;	Unbalanced phone type jack Sensitivity 0.25 mV (-72 dB), input impedance 4.7 KΩ (at 0 VU, microphone level control at maximum position) 2.5 mV (-52 dB)/4.7 KΩ with 20 dB microphone attenuator switch on overload margin 55 dB (75 dB with 20 dB microphone attenuator) Applicable microphone impedance 200 Ω~10 KΩ
LINE;	Phono type jack Sensitivity 60 mV (-24 dB), input impedance 150 KΩ Overload margin = infinity (line input connected to LINE IN level control before pass through the amplifier)
THROUGH OUT;	Same as LINE IN (connected in parallel to LINE IN)
Outputs:	
LINE;	2 pair of phono type jack Output level 0.42 V at 0 VU (output level control at "8") 0.6 V or more at output level control maximum output impedance less than 3 KΩ Load impedance 22 KΩ over
HEADPHONE;	Stereo phone type jack Output level 60 mV at 0.42 V line output, load impedance 8 Ω
Power requirements:	AC 120 V, 50/60 Hz DC 24 V, 4.5 A (with RP-086 optional battery adaptor)
Power consumption:	120 W
Weight:	57 lbs, 4 oz (26 kg)
Dimensions (H×W×D):	17-1/2"×19-3/8"×10-1/8" (44.6 cm×49.2 cm×25.8 cm)

Specifications based on use of Scotch #207 tape.
Specifications are subject to change without notice.

LOCATION OF CONTROLS AND COMPONENTS

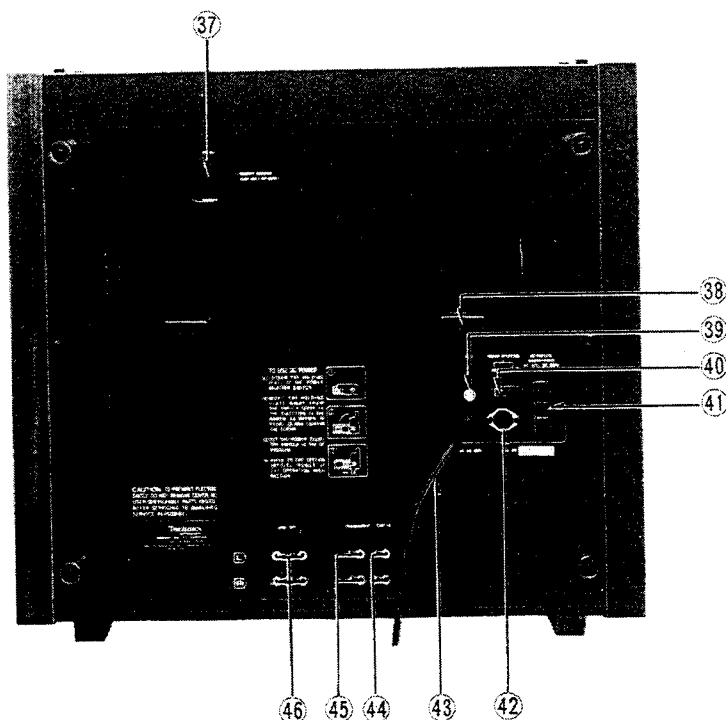
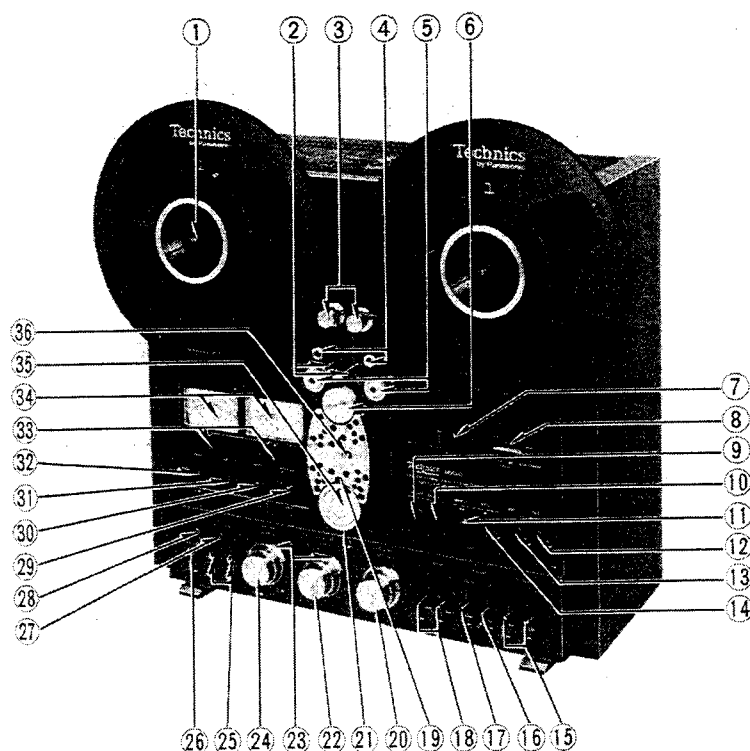


Fig. 1

- ① Reel clampers
- ② Guide pin
- ③ Tension rollers
- ④ Tape marker
- ⑤ Double pressure rollers
- ⑥ Capstan
- ⑦ Cue lever/DC power switch
- ⑧ Timer counter/Reset button
- ⑨ Record button
- ⑩ Pause button
- ⑪ Rewind button
- ⑫ Fast forward button
- ⑬ Playback button
- ⑭ Stop button
- ⑮ Record mode switches
- ⑯ Bias selector
- ⑰ Equalization selector
- ⑱ Monitor switches
- ⑲ Stroboscope lamp
- ⑳ Output level controls
- ㉑ Reversing roller
- ㉒ Line input level controls
- ㉓ Pre-set markers
- ㉔ Microphone level controls
- ㉕ Microphone jacks
- ㉖ Headphones jack
- ㉗ Meter scale selector
- ㉘ Microphone attenuator switch
- ㉙ Timer start switch
- ㉚ Tape speed selector
- ㉛ Pitch control
- ㉜ Power switch
- ㉝ Level meter zero-point adjustment screws
- ㉞ Level meters
- ㉟ Edit dial
- ㊱ 2, 4-track selector
- ㊲ Remote control connector
- ㊳ Power cord holder
- ㊴ Ground terminal
- ㊵ Battery selector
- ㊶ AC outlets
- ㊷ DC-IN connector
- ㊸ Power cord
- ㊹ Line input jacks
- ㊺ "Through out" jacks
- ㊻ Line output jacks

BLOCK DIAGRAM



LEVEL DIAGRAM



DISASSEMBLY INSTRUCTIONS

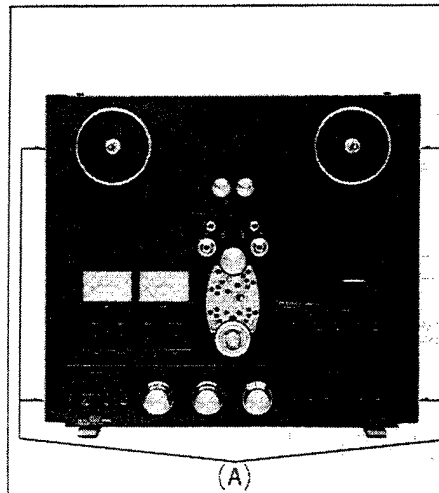


Fig. 4

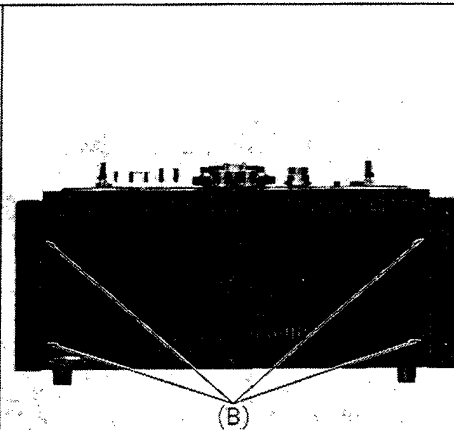


Fig. 5




Fig. 6

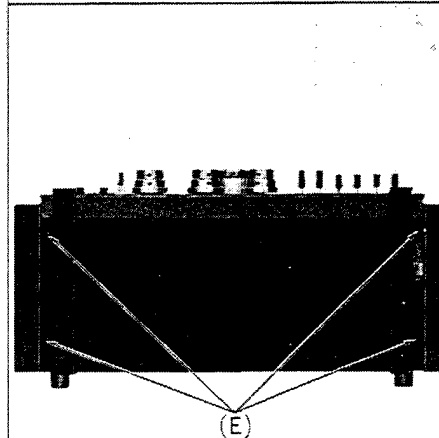


Fig. 7

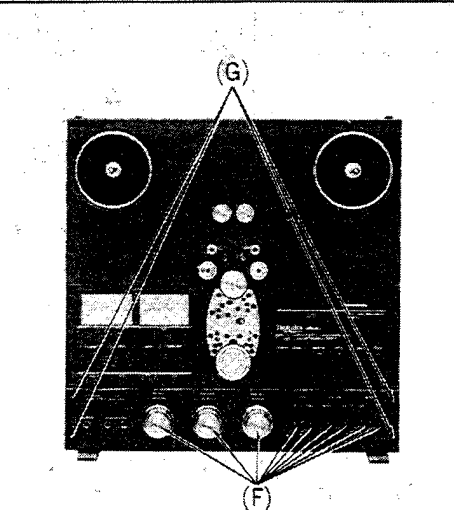


Fig. 8




Fig. 9

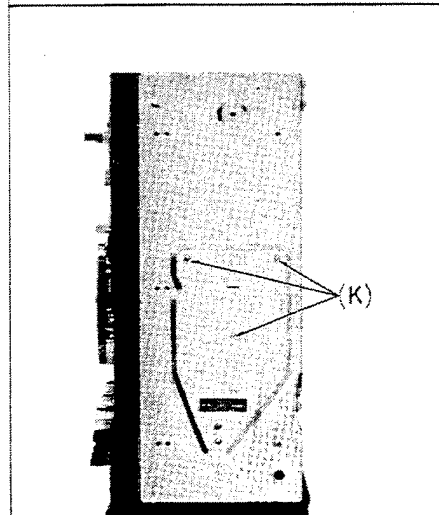


Fig. 10

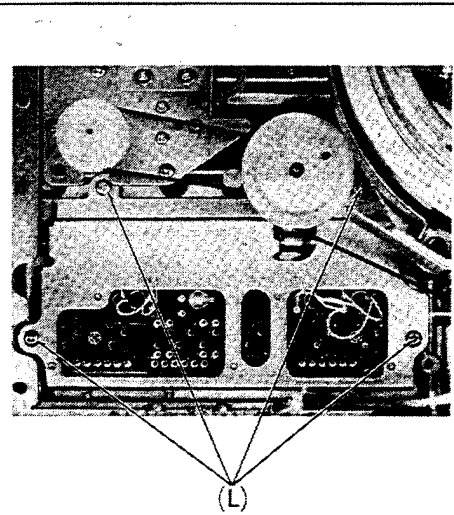


Fig. 11




Fig. 12




Fig. 13

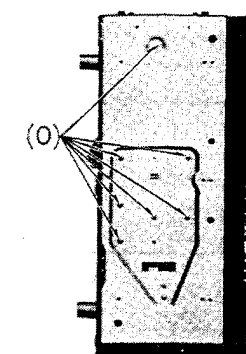


Fig. 14

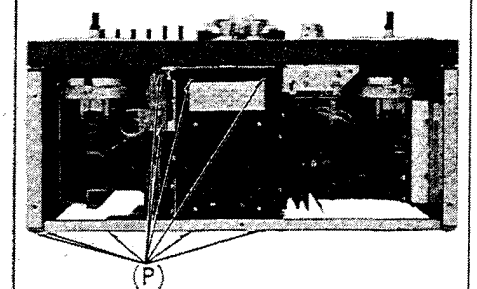
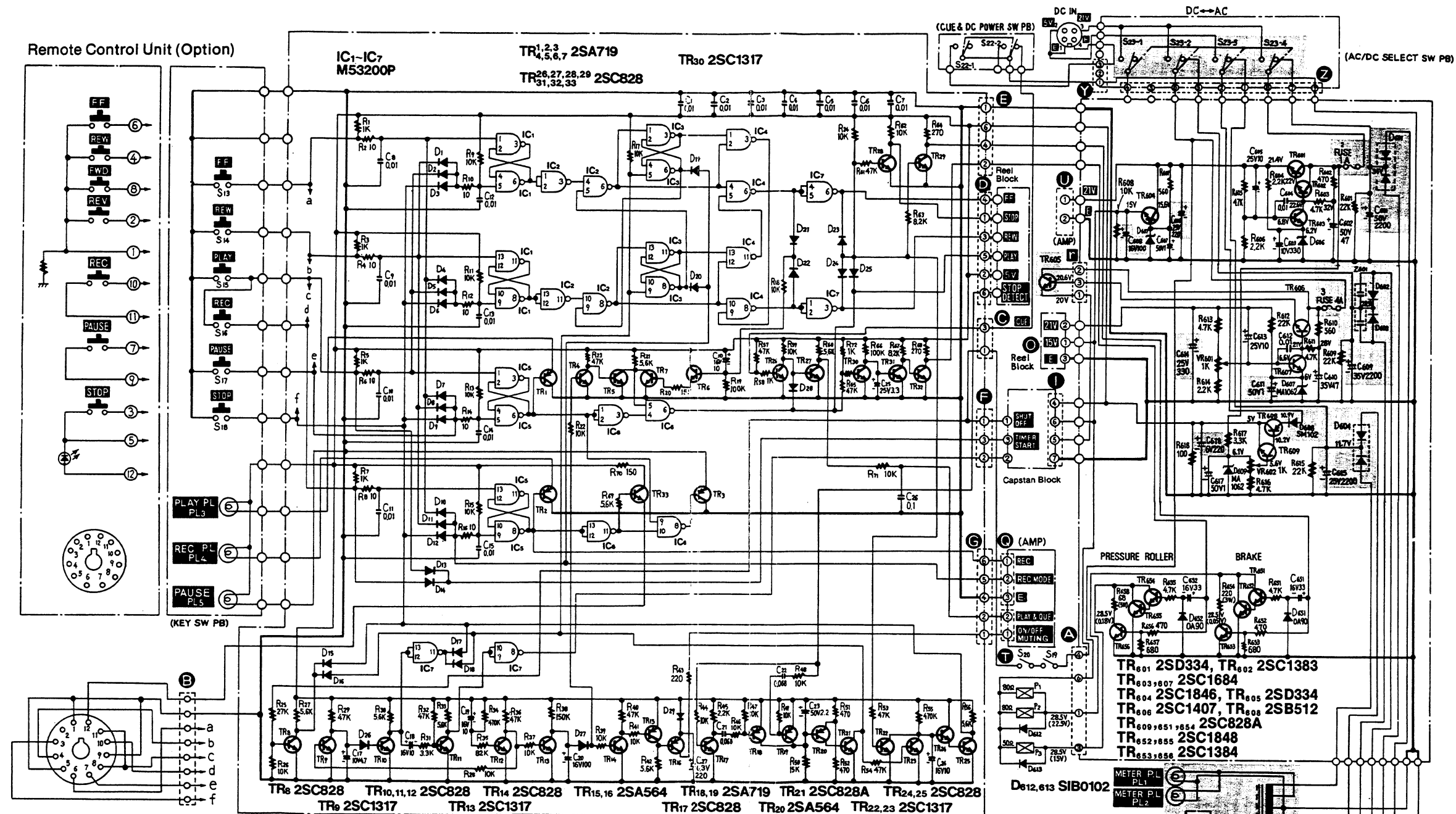


Fig. 15

Procedure	To remove —	Remove —	Pcs.	Shown in fig. —
1	Side board	Screws (A)	(4)	4
2	Top cover	Screws (B)	(4)	5
3	Back cover	Screws (C), (D)	(2), (4)	6
4	Bottom cover	Screws (E)	(4)	7
5	Function panel assembly and main P.C.B. assembly	Knobs (F) Screws (G)	(9), (4)	8
6	P.C.B. holding angle I and II	Screws (H), (I), (J)	(4), (4), (2)	9
7	Tension control P.C.B. assembly	Screws (K) Housing No. (J), (M), (N), (O), (P)	(3), (5)	10
8	Function button control P.C.B. assembly	Housing No. (B), (C), (D), (E), (F), (G)	(6)	11
9	Function button assembly	Screws (L)	(4)	11
10	Capstan control P.C.B. assembly	Screws (M) Housing No. (F), (H), (I), (J), (K), (L)	(2), (6)	12
11	Level meter	Screw (N)	(1)	13
12	Power supply control P.C.B. assembly	Screws (O)	(7)	14
13	Power transformer angle assembly	Screws (P)	(9)	15

SCHEMATIC DIAGRAM MODEL RS-1500US

Power Supply Section and Main Control Circuit



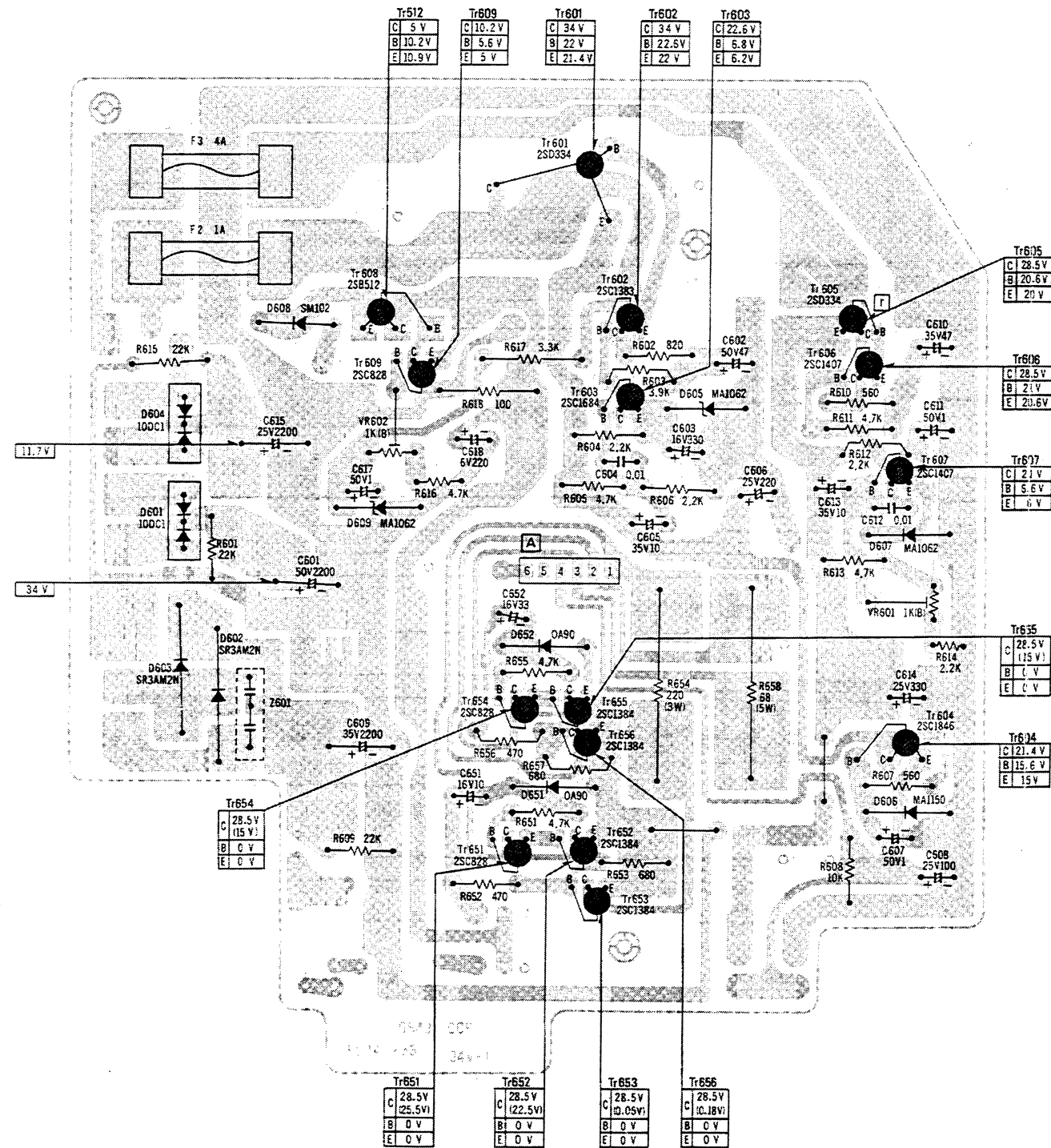
NOTE:

1. S₁.....Power ON/OFF switch.
2. S₁₃.....FF switch.
3. S₁₄.....Rew switch.
4. S₁₅.....Play switch.
5. S₁₆.....Rec switch.
6. S₁₇.....Pause switch.
7. S₁₈.....Stop switch.
8. S₁₉, S₂₀.....Shut-off switch.
9. S₂₂₋₁—S₂₂₋₂.....Cue ON/OFF & DC power ON/OFF switch, (shown in cue off position).
10. S₂₃₋₁—S₂₃₋₄.....AC/DC select switch (shown in AC position).
11. VR₆₀₁.....Voltage (5V) adjustment VR.
12. P₁, P₂.....Brake plunger.

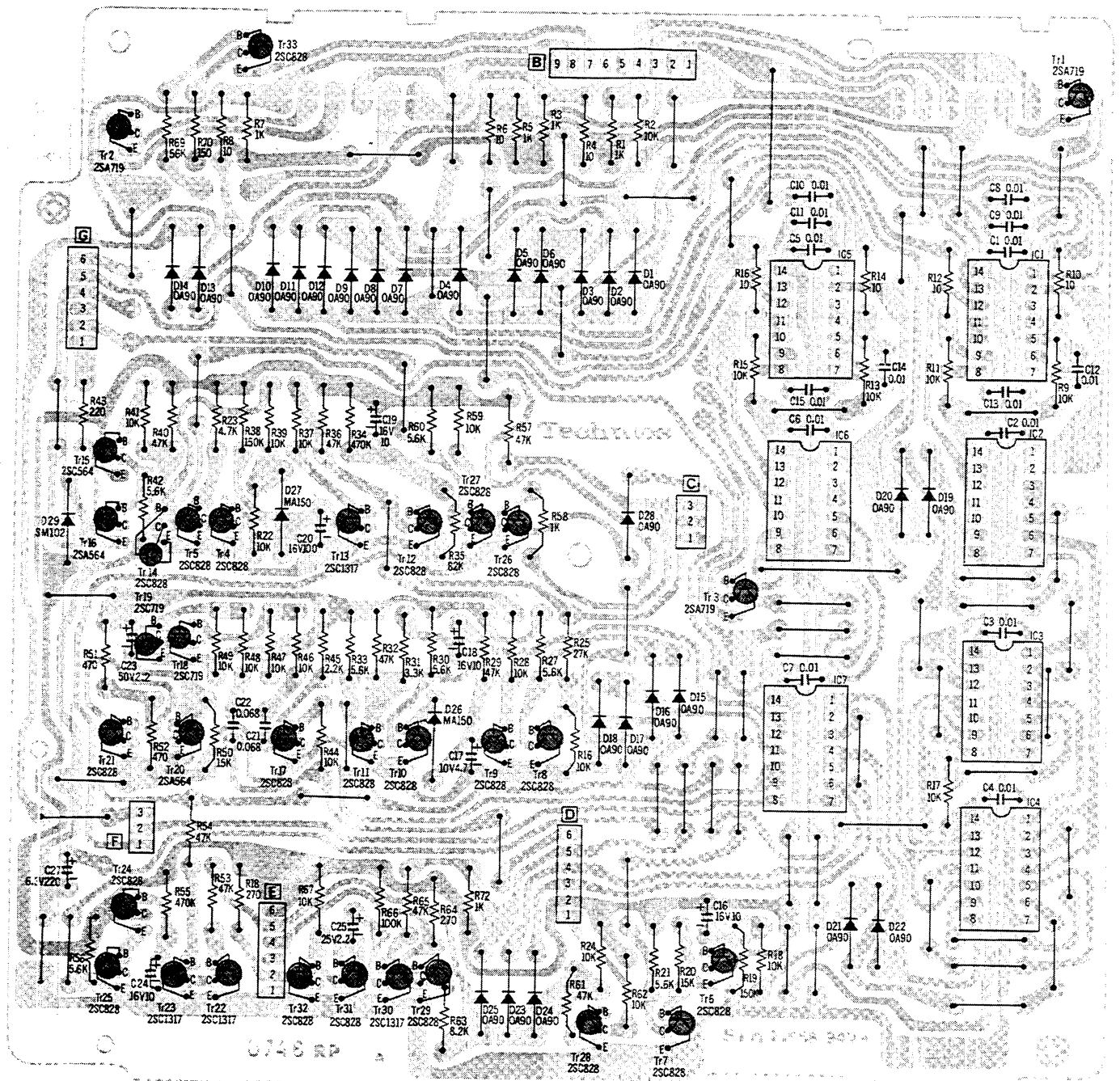
13. P₃.....Pressure roller plunger.
14. Resistor values asre in ohms (Ω), 1/4W watt unless specified other wise. K = 1000.
15. Capacitor values are in microfarads (μF) unless specified otherwise. P = Pico-farads.
16. Voltages shown in () are voltages when plunge is in "ON" condition.
17. Important safety notice.
The shaded area on this schematic diagram incorporates special features important for safety. When servicing it is essential that only manufacturer's specified parts be used for the critical components in the shaded areas of the schematic.

Specifications are subject to change without notice.

Power Supply Circuit Board



Main Control Circuit Board

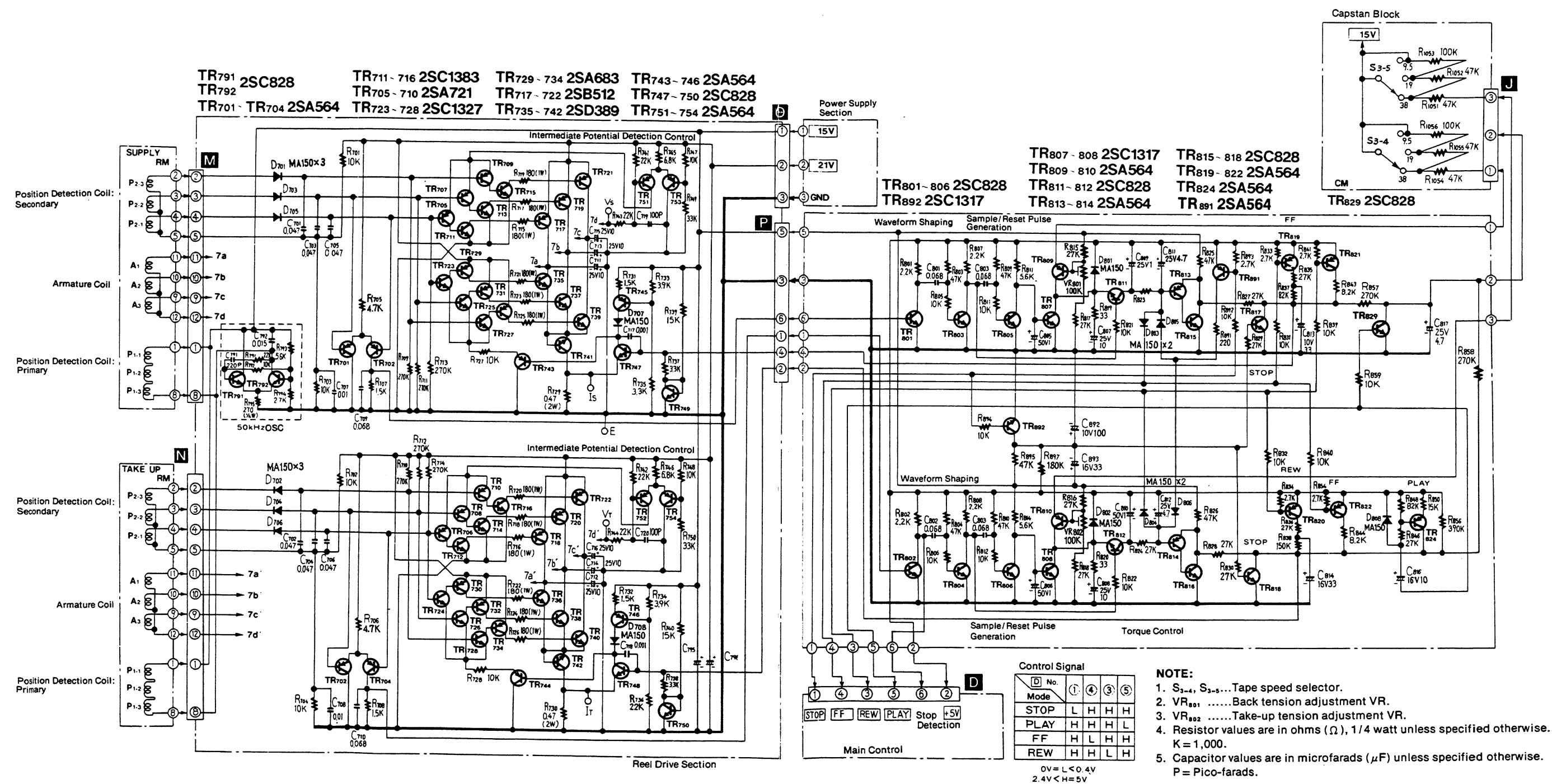


NOTE:

The circuit shown in red on the conductor is B circuit. Values indicated in are DC voltage between the chassis and electrical parts. Voltages shown in () are voltages when plunger is in "ON" condition.

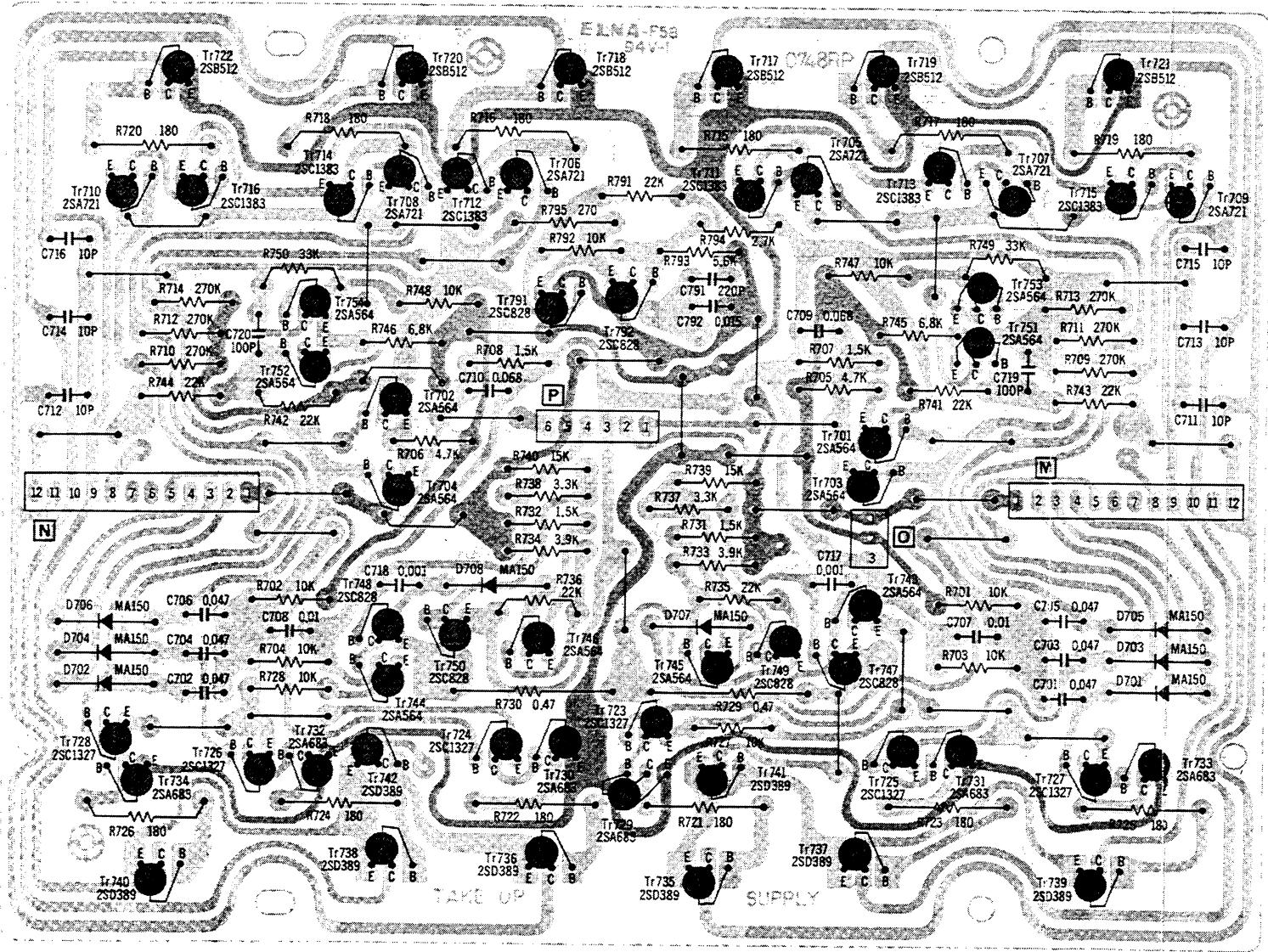
SCHEMATIC DIAGRAM MODEL RS-1500US

Reel Motor Section

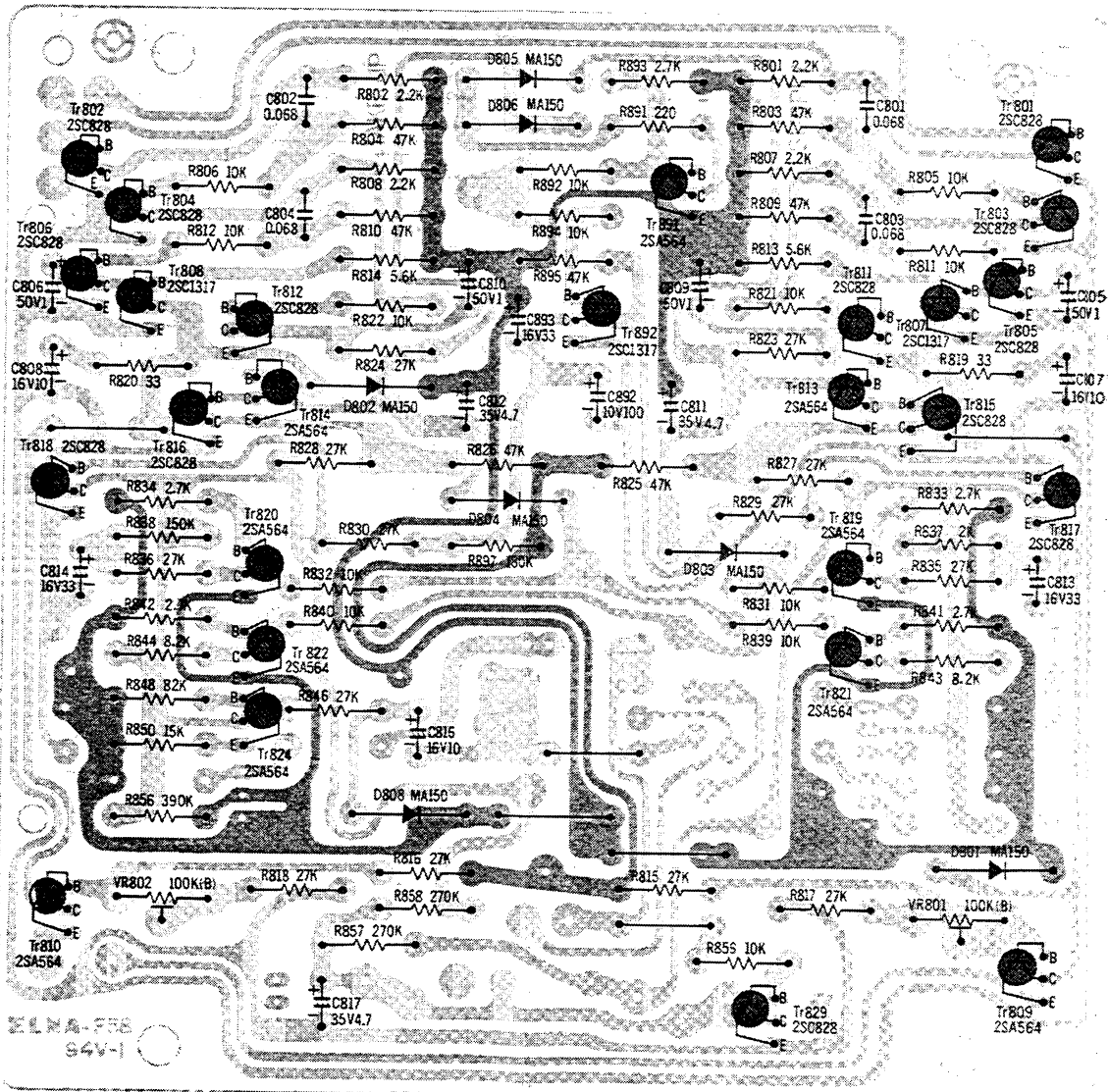


CIRCUIT BOARD

Reel Motor Driving Circuit Board



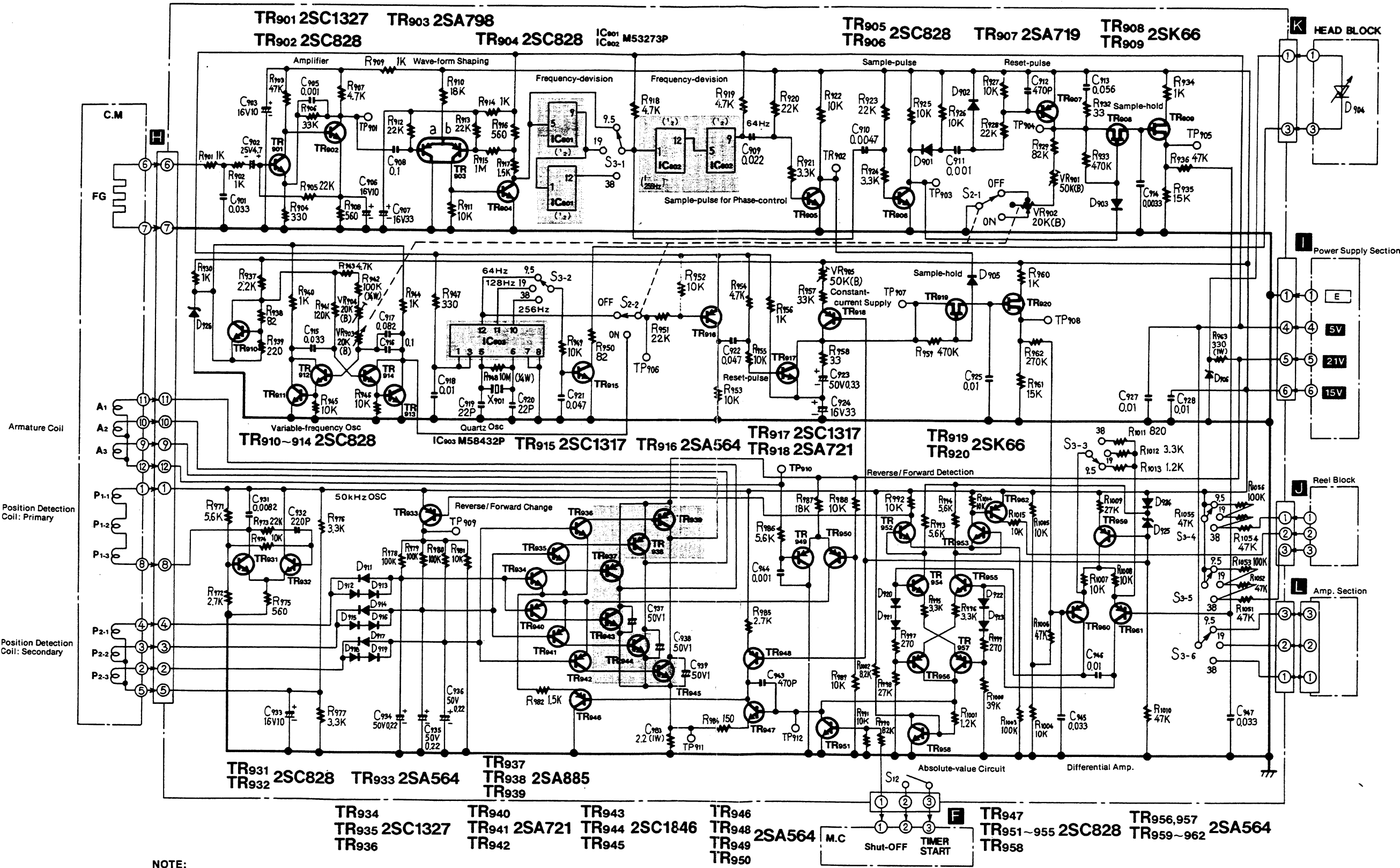
Reel Motor Tension Control Circuit Board



NOTE:
The circuit shown in red on the conductor is B circuit.
Values indicated in are DC voltage between the chassis and electrical parts.

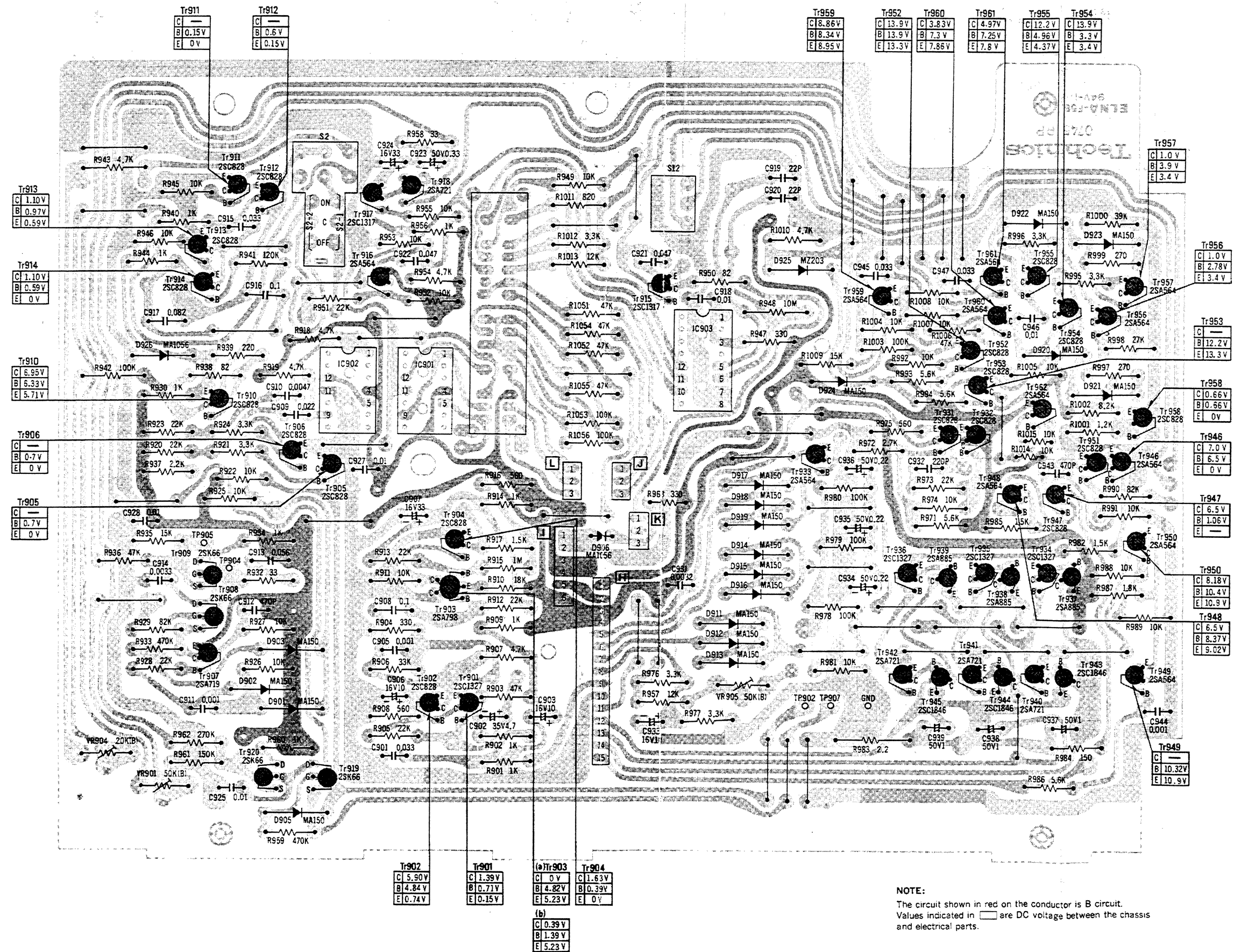
SCHEMATIC DIAGRAM MODEL RS-1500US

Capstan Motor Section



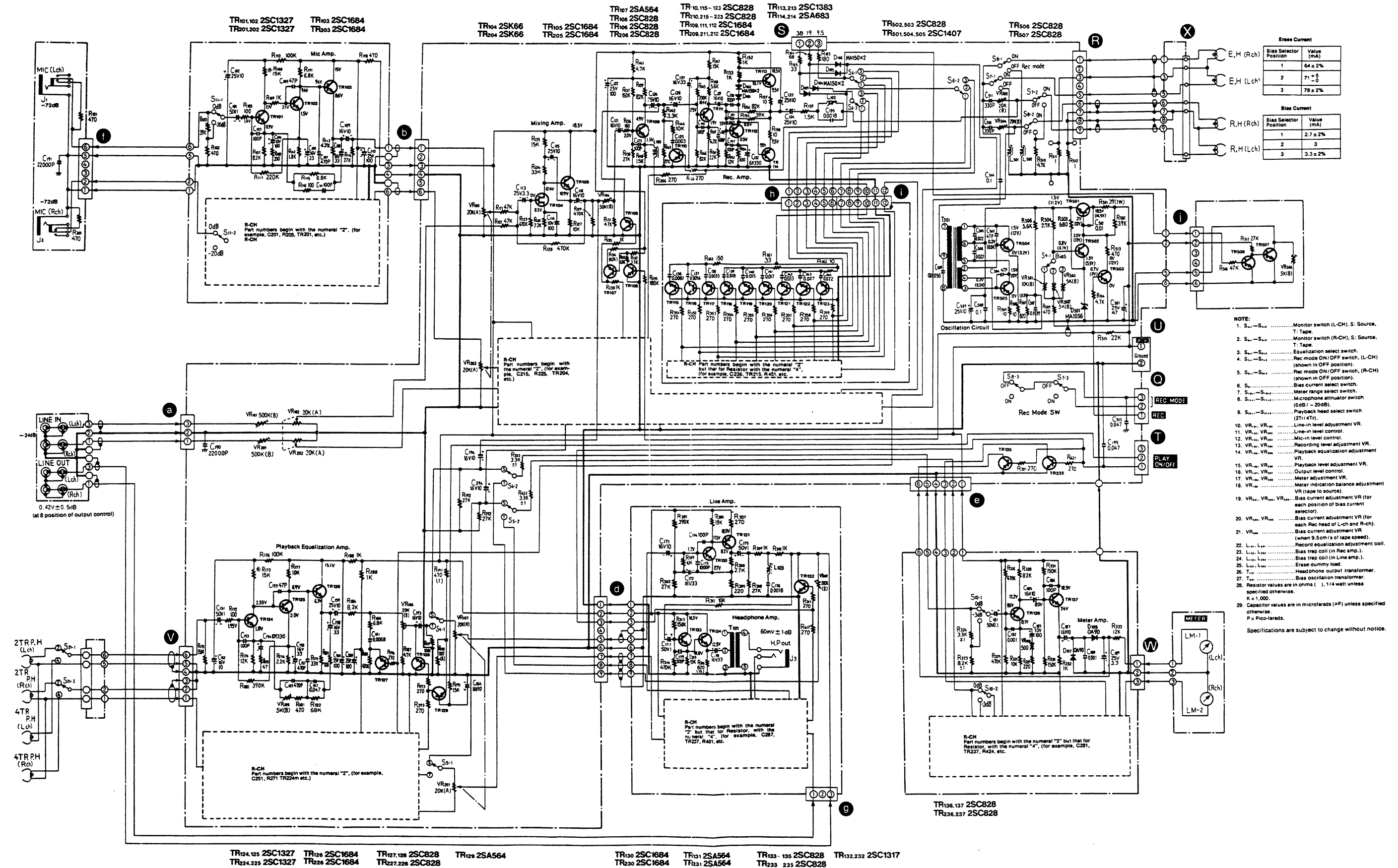
CIRCUIT BOARD

Capstan Motor Control Circuit Board



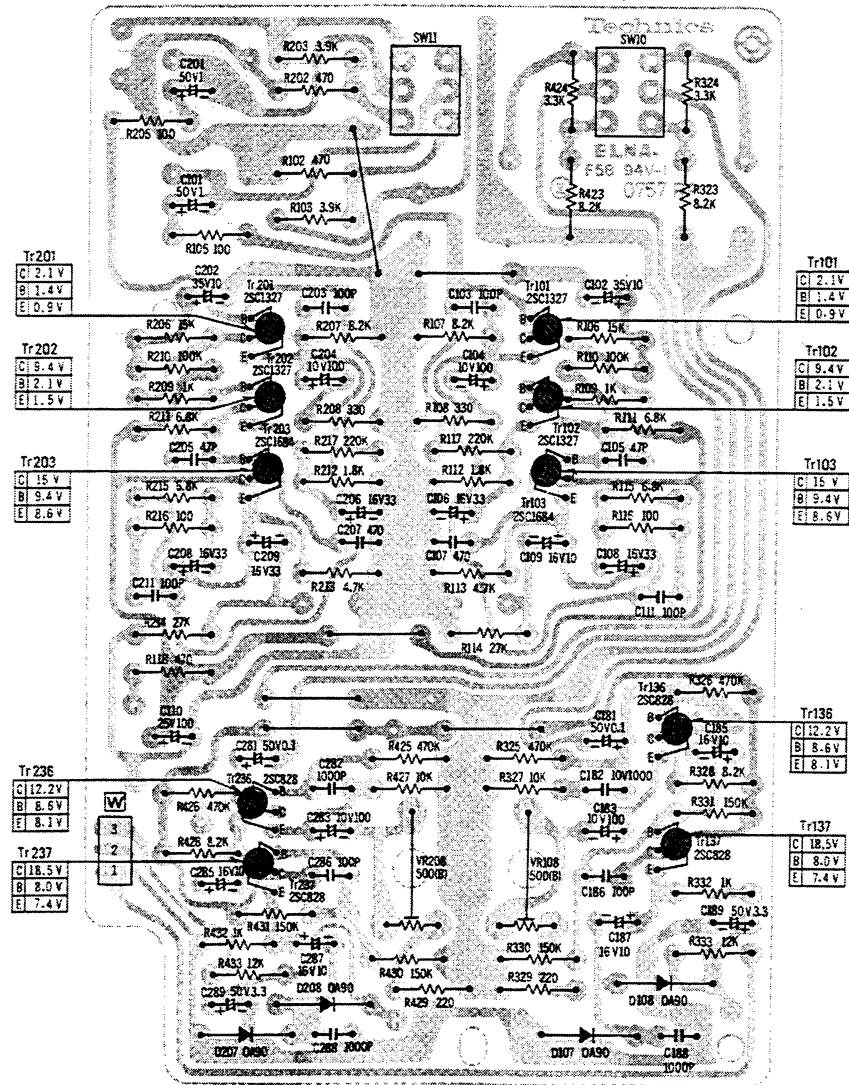
SCHEMATIC DIAGRAM MODEL RS-1500US

Main Amp. Section

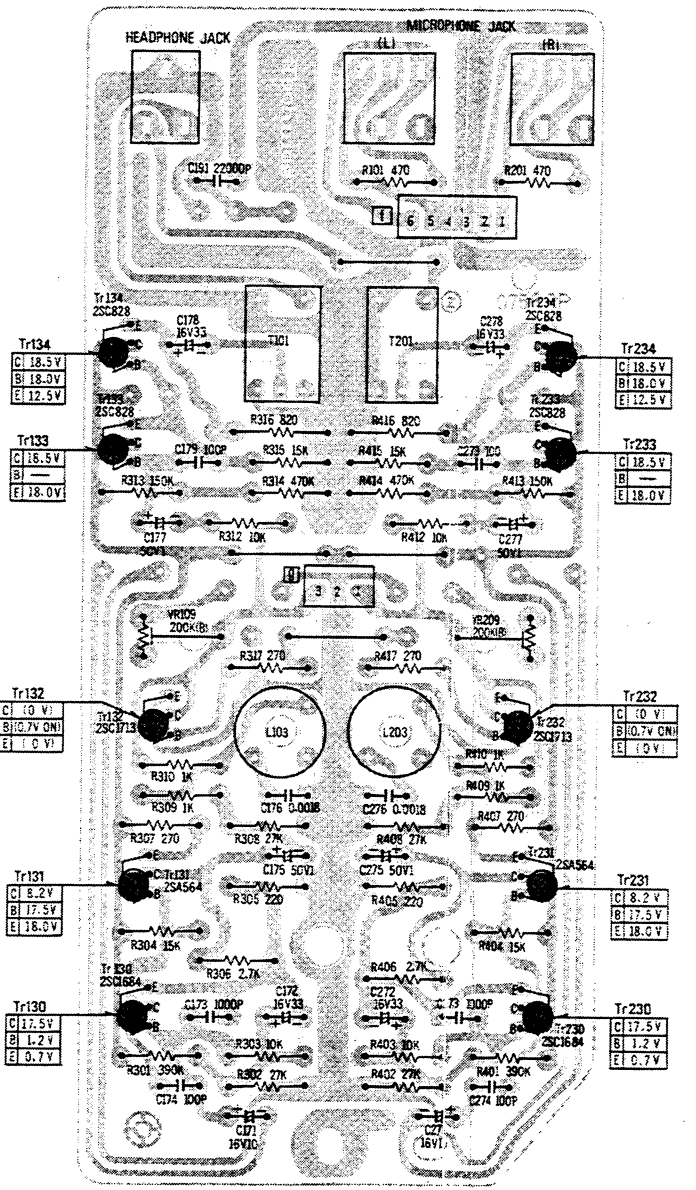


CIRCUIT BOARD

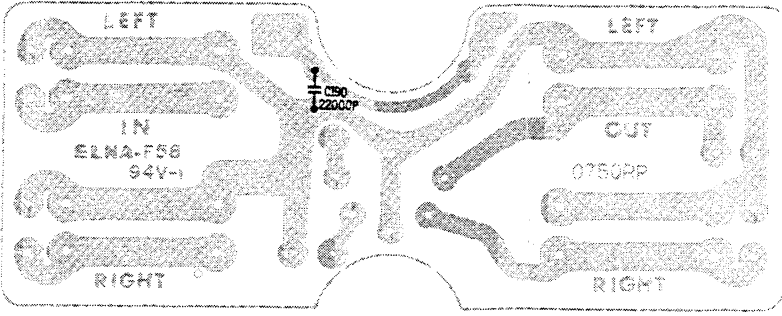
Mic and Meter Amp. Circuit Board



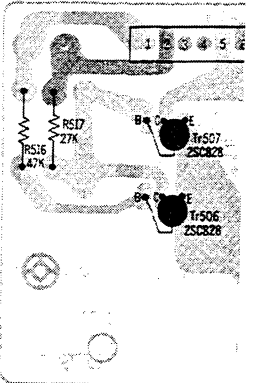
Line-out Headphone Amp. Circuit



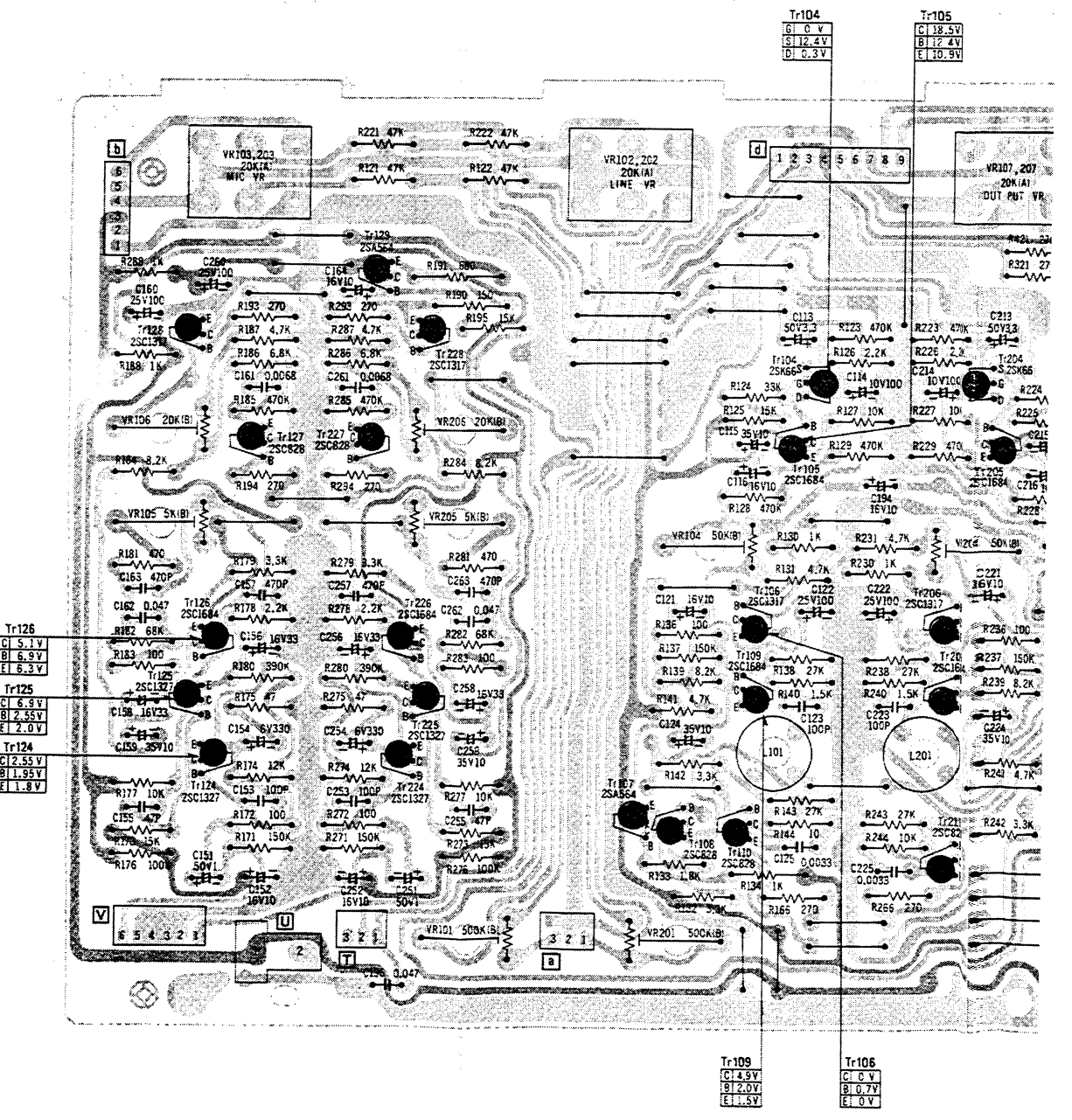
Jack Circuit Board



Tr507 Circu



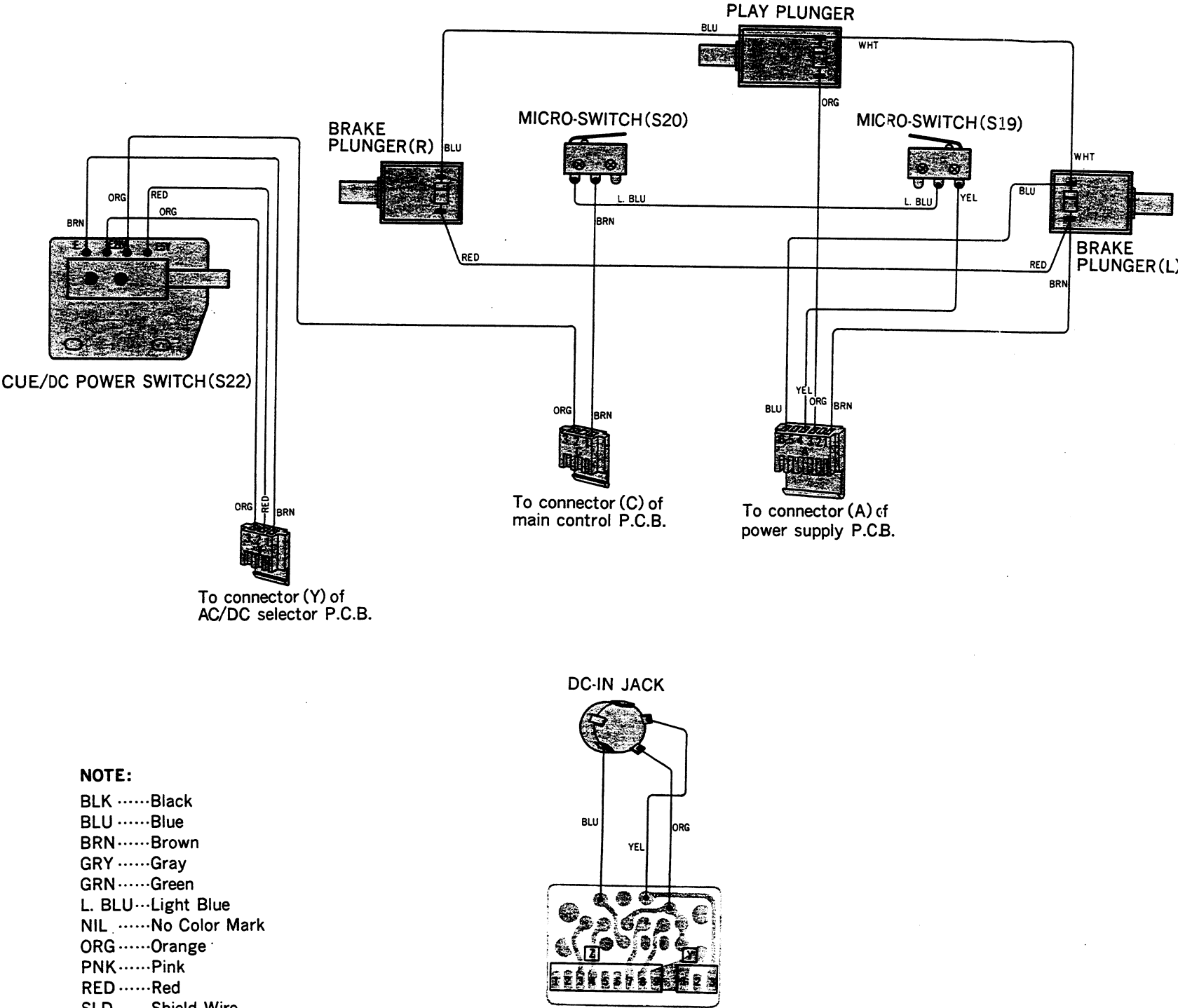
Main Amp. Circuit Board



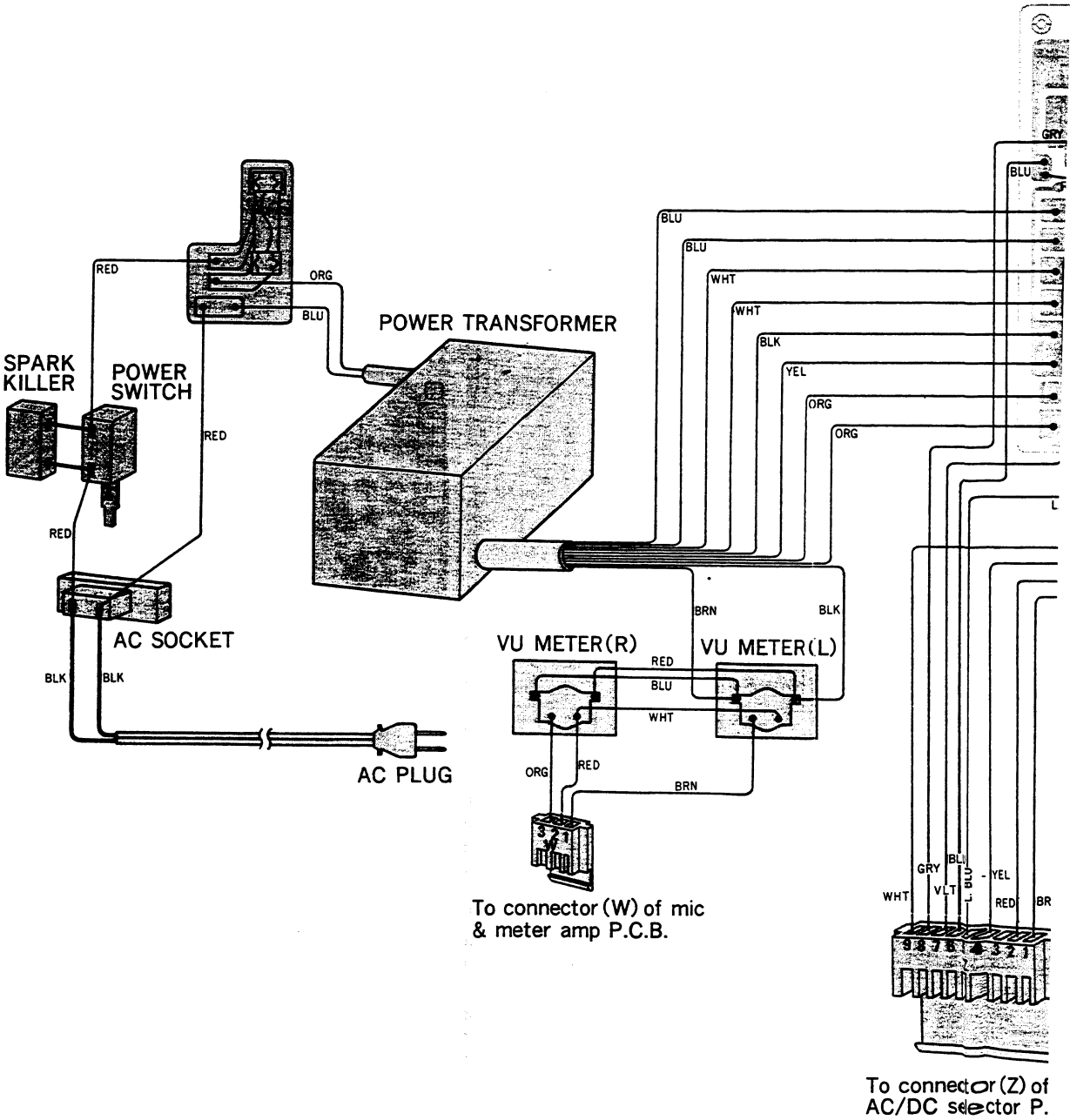
NOTE:
The circuit shown in red on the conductor is B circuit.
Values indicated in are DC voltage between the chassis and electrical parts.
Voltages shown in () are voltages when plunger is in "ON" condition.

WIRING CONNECTION DIAGRAM MODEL RS-1500US

Power Supply Section, Plunger and Micro Switch Section

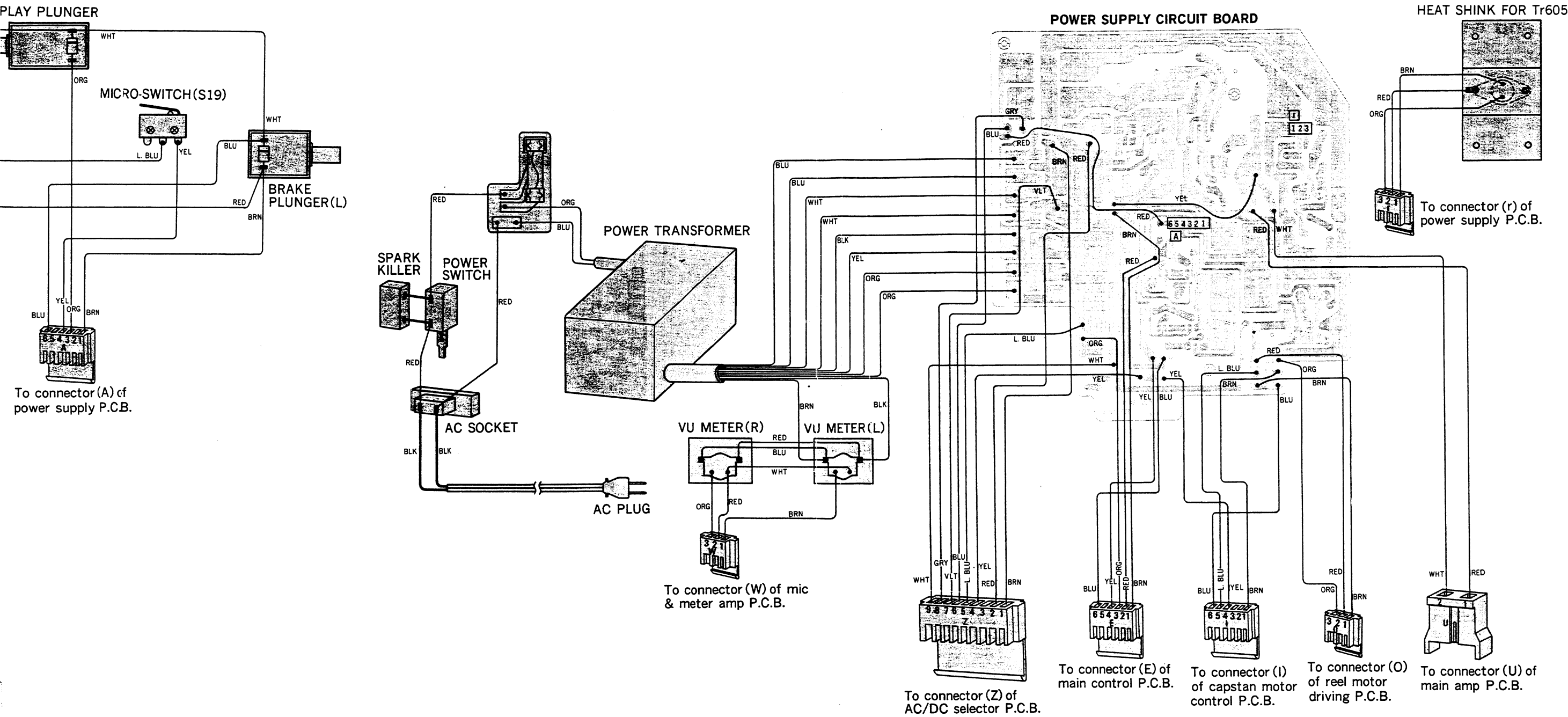


- NOTE:**
- BLKBlack
 - BLUBlue
 - BRN.....Brown
 - GRYGray
 - GRN.....Green
 - L. BLU...Light Blue
 - NILNo Color Mark
 - ORGOrange
 - PNK.....Pink
 - RED.....Red
 - SLDShield Wire
 - VLTViolet
 - WHT ...White
 - YELYellow



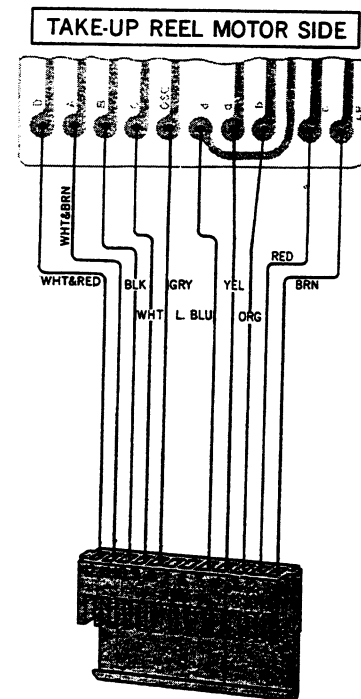
MODEL RS-1500US

Section

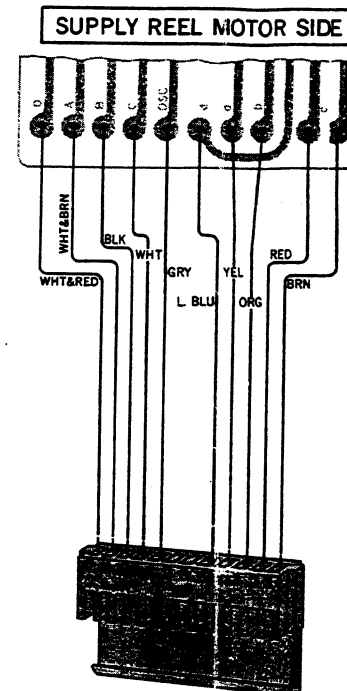



WIRING CONNECTION DIAGRAM MODEL RS-1500US

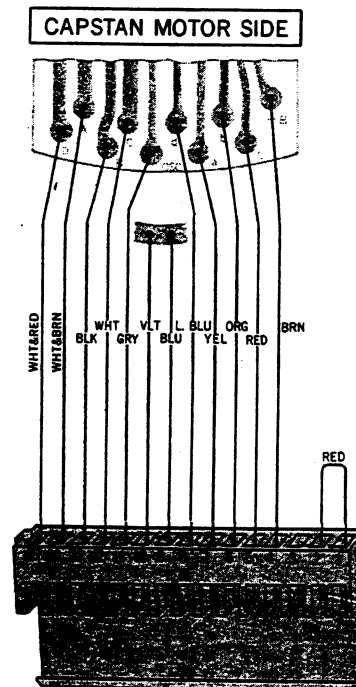
Reel, Capstan and Main Control Section



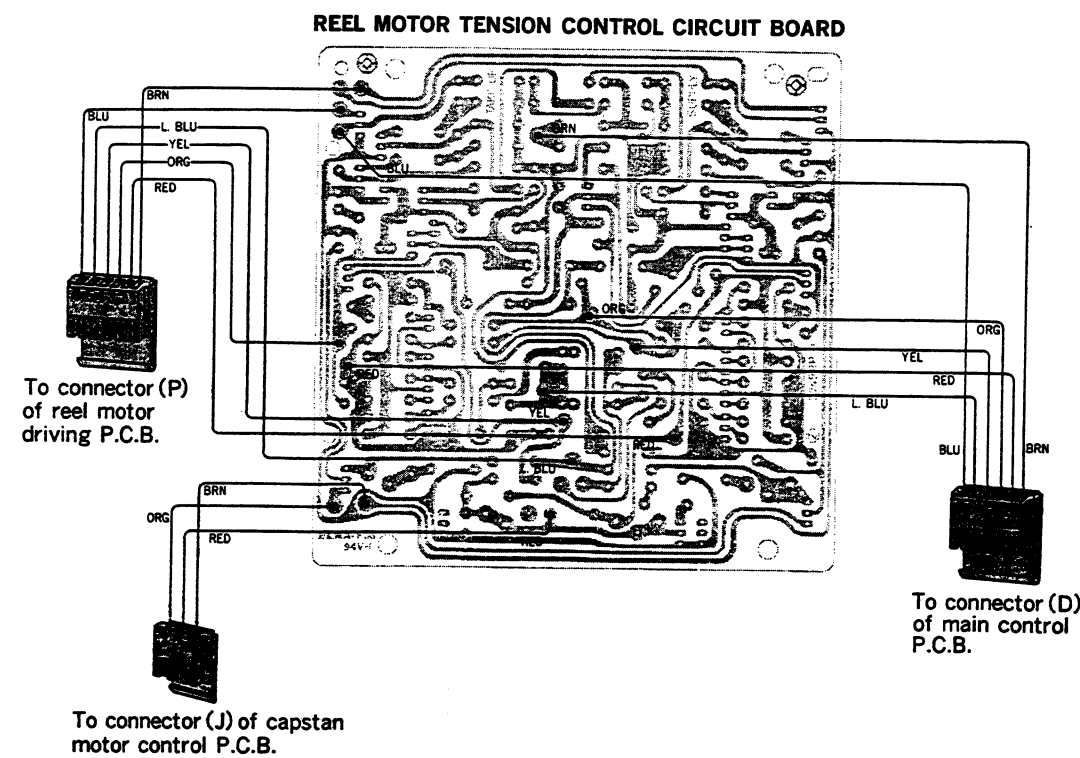

To connector (N) of reel motor driving P.C.B.




To connector (M) of reel motor driving P.C.B.



To connector (H) of capstan motor control P.C.B.

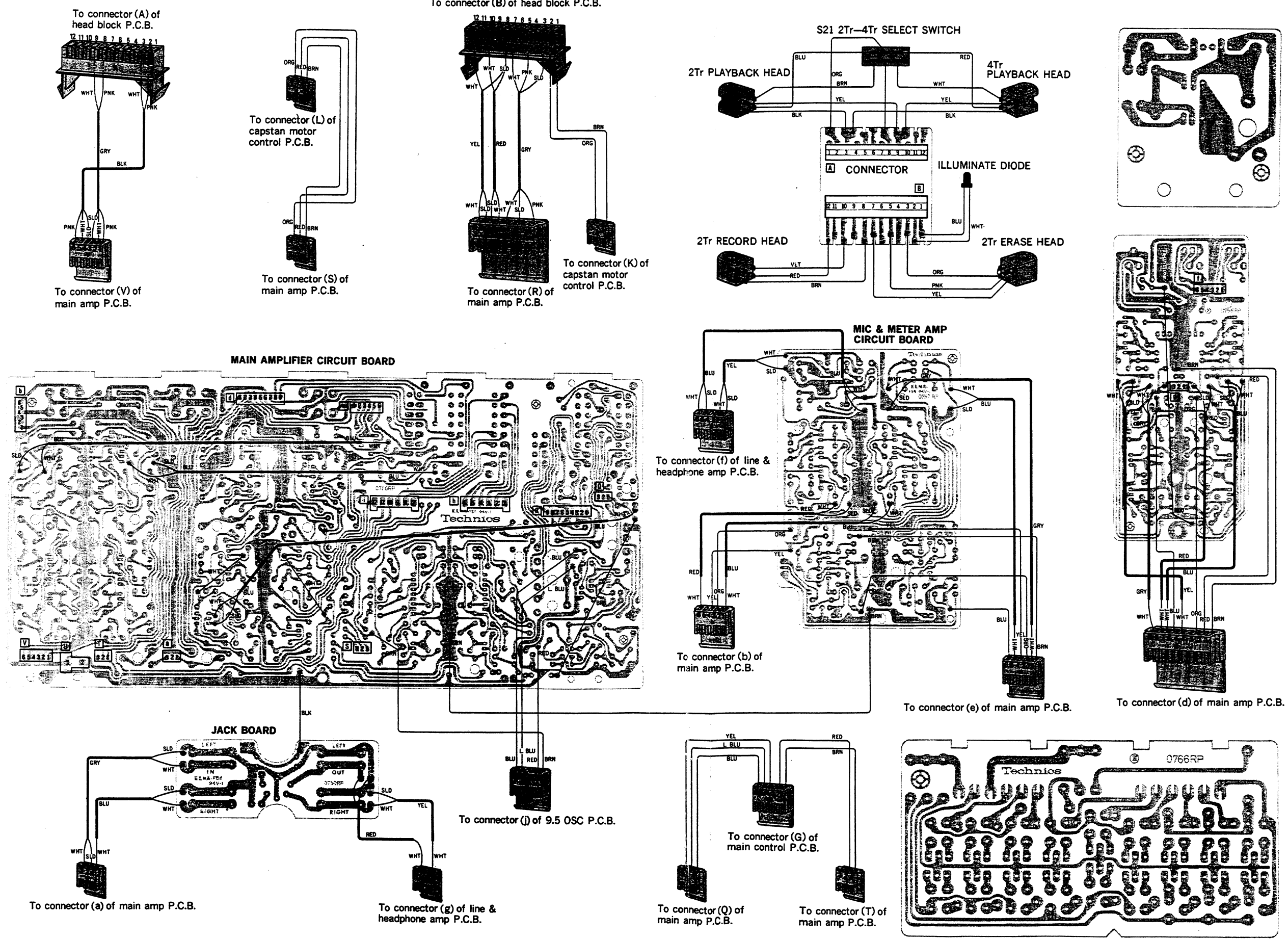


NOTE:
 BLKBlack
 BLUBlue
 BRNBrown
 GRYGray
 GRNGreen
 L. BLU.....Light Blue
 NILNo Color Mark
 ORGOrange
 PNKPink
 REDRed
 SLDShield Wire
 VLTViolet
 WHTWhite
 YELYellow



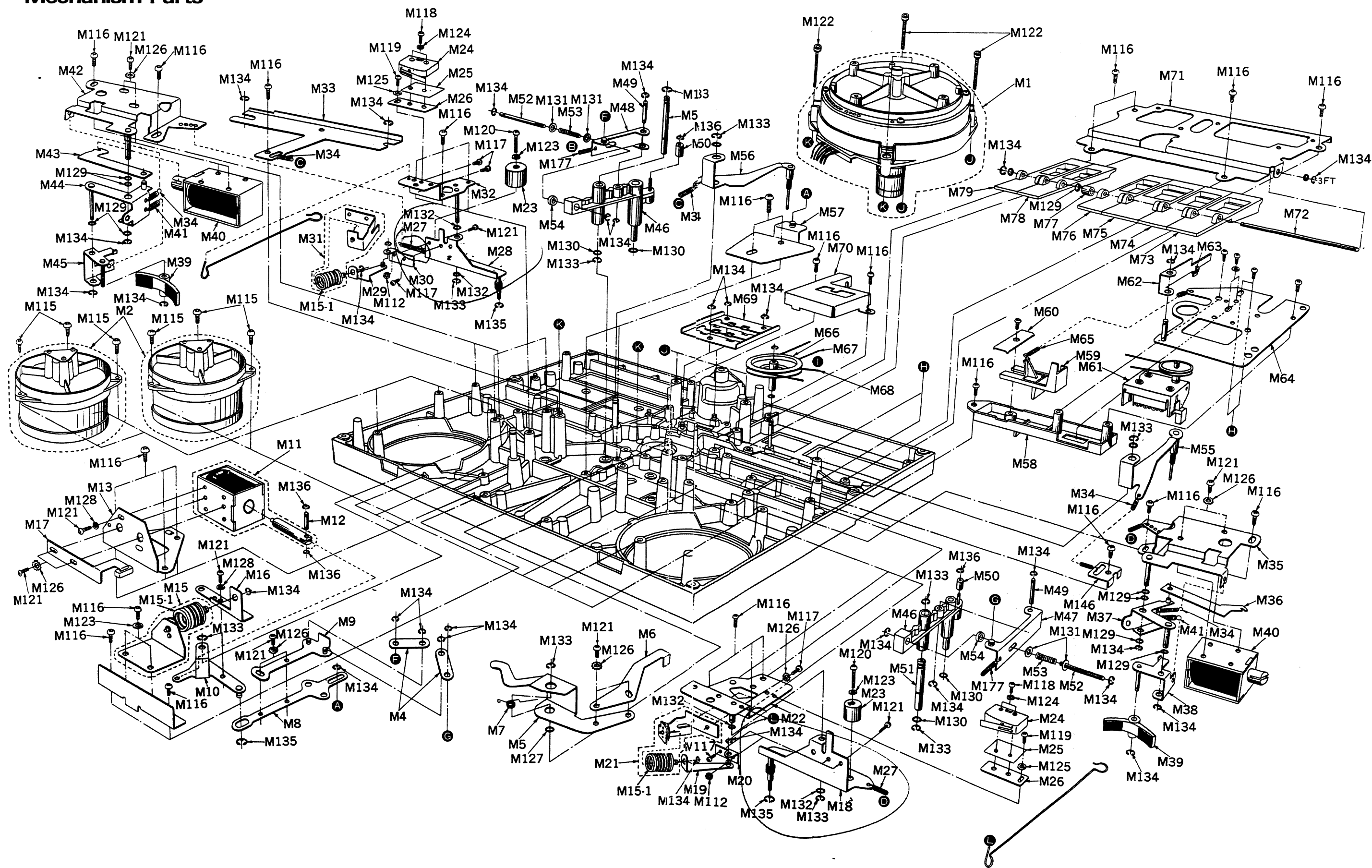
WIRING CONNECTION DIAGRAM MODEL RS-1500US

Main, Mic and Line Amp. Section

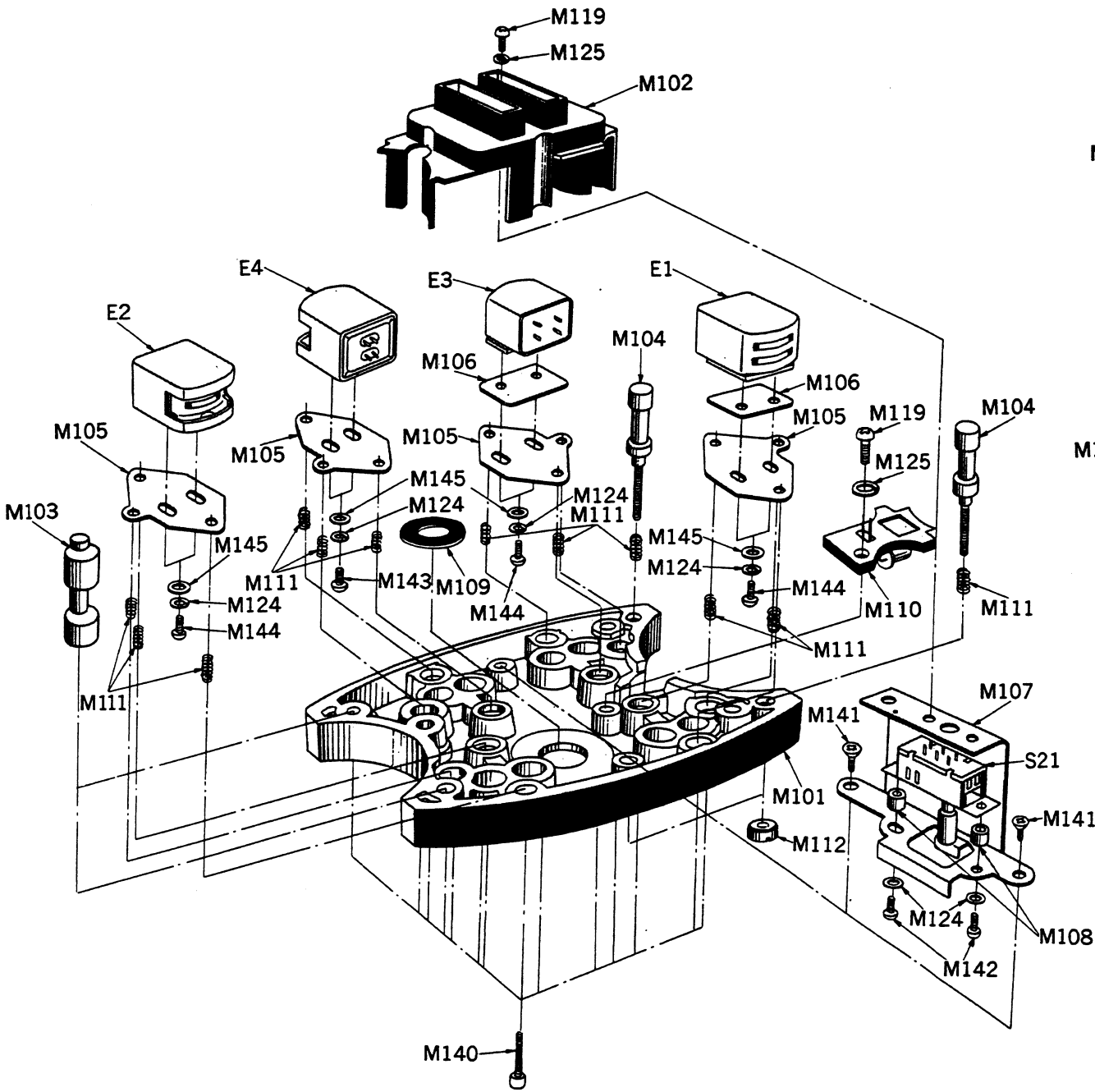


EXPLODED VIEWS

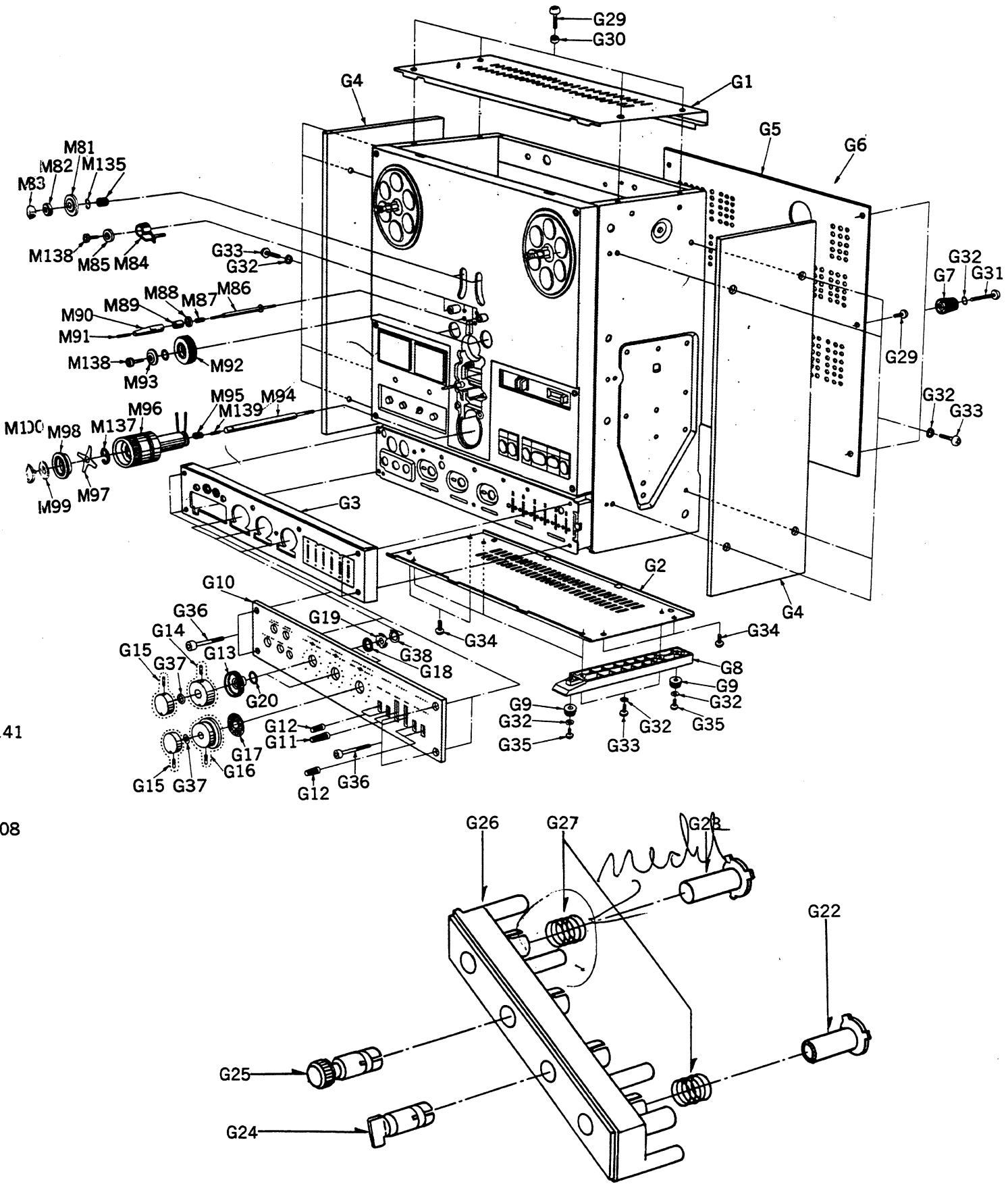
Mechanism Parts



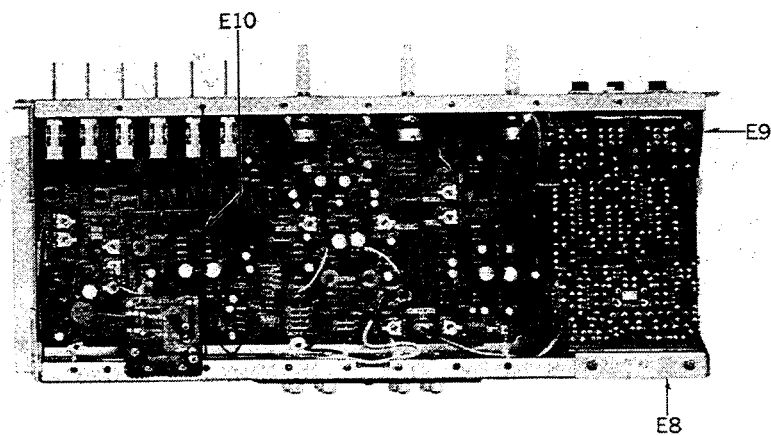
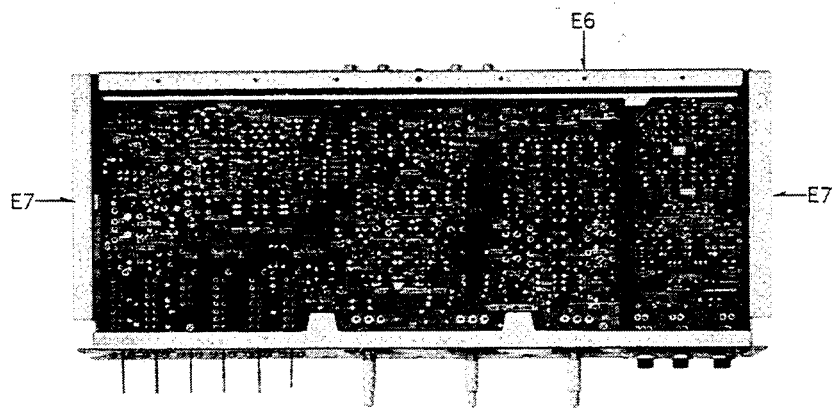



Mechanism Parts

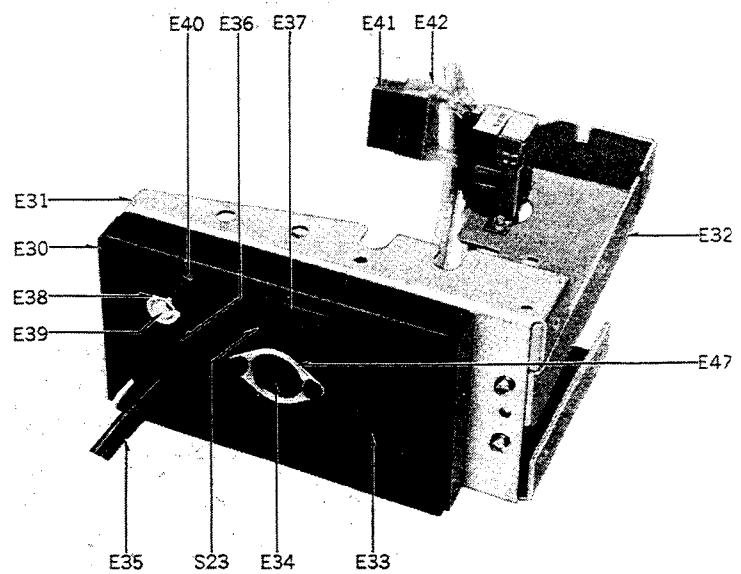
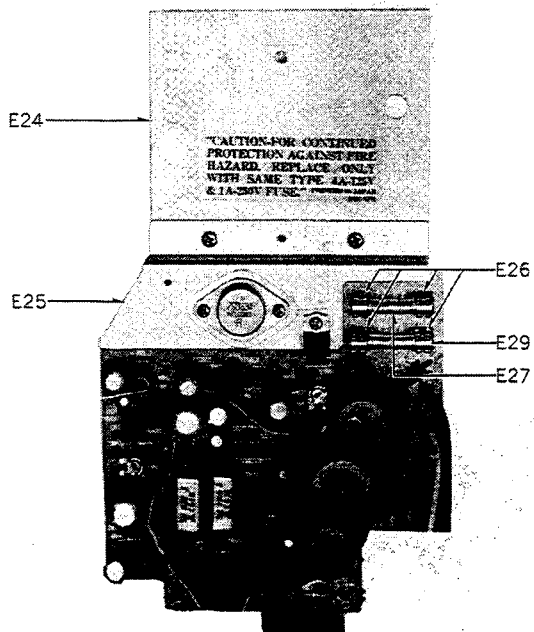

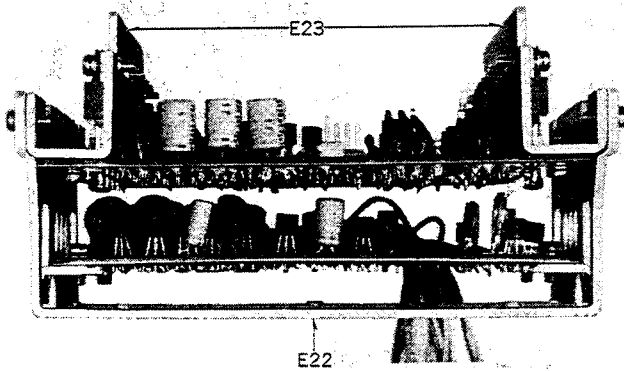
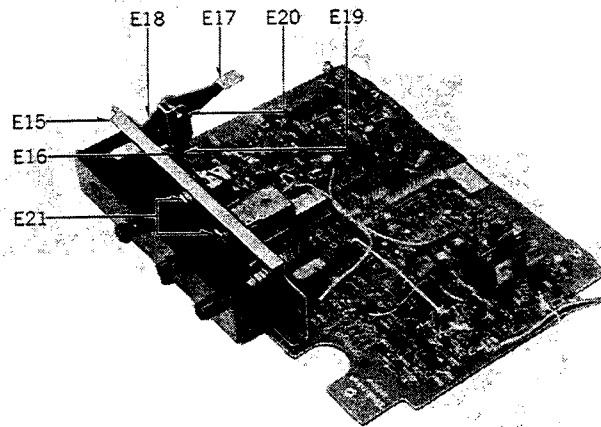
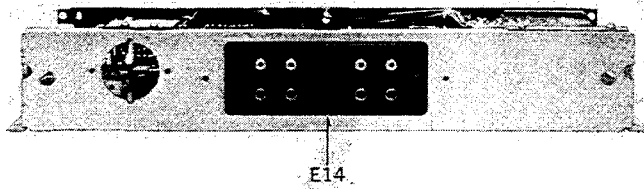



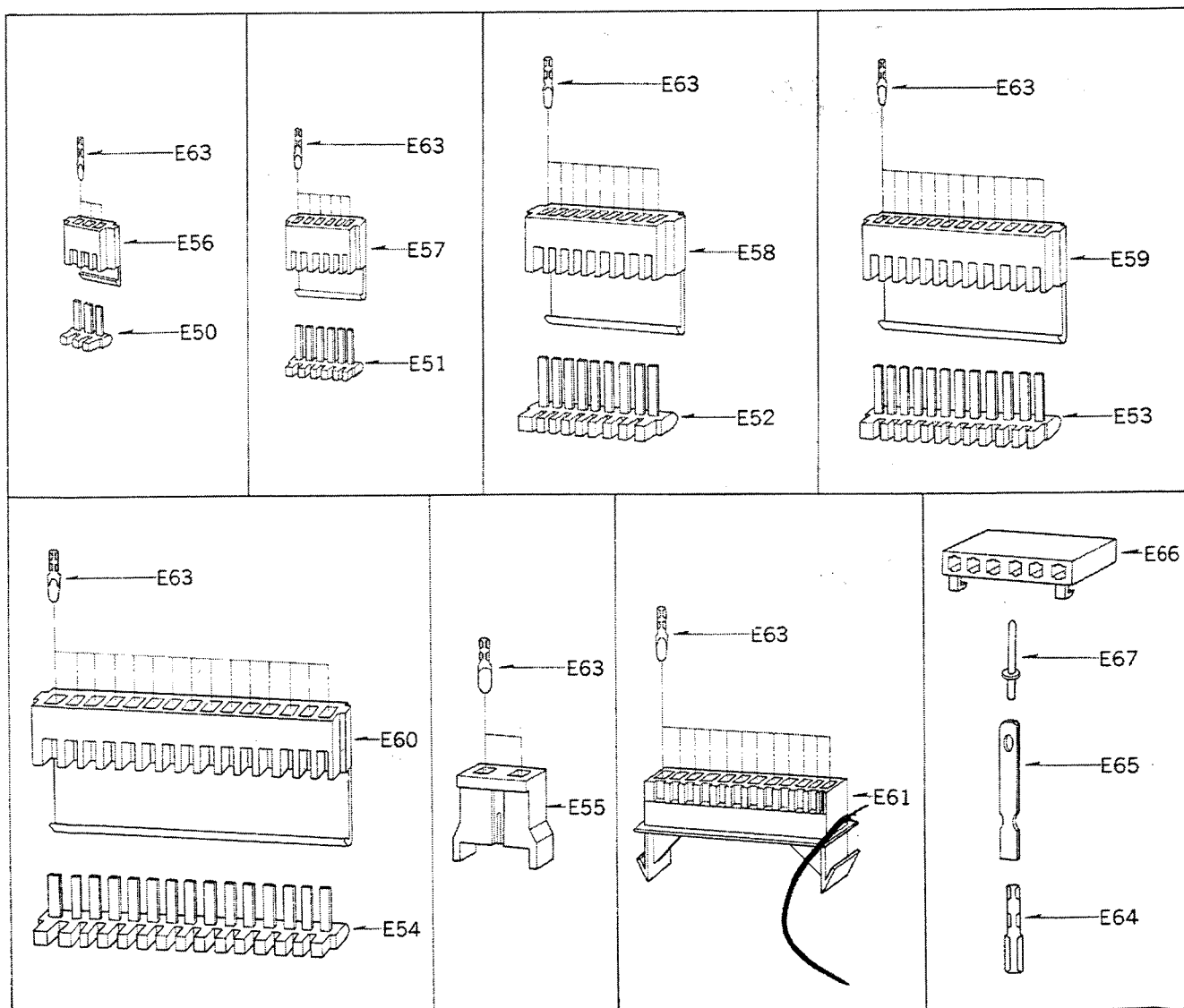
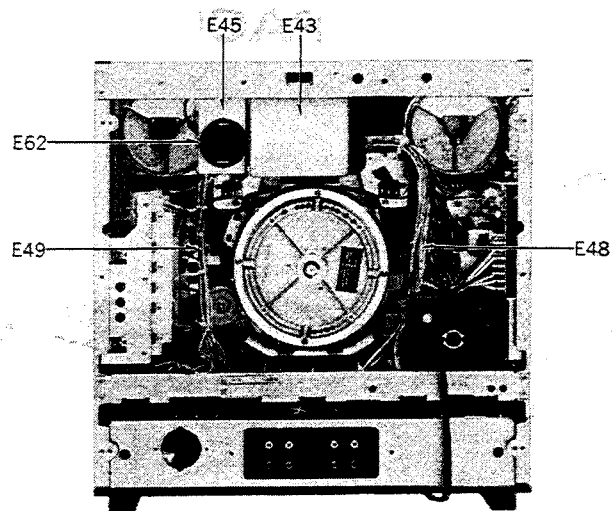
Mechanism and Cabinet Parts



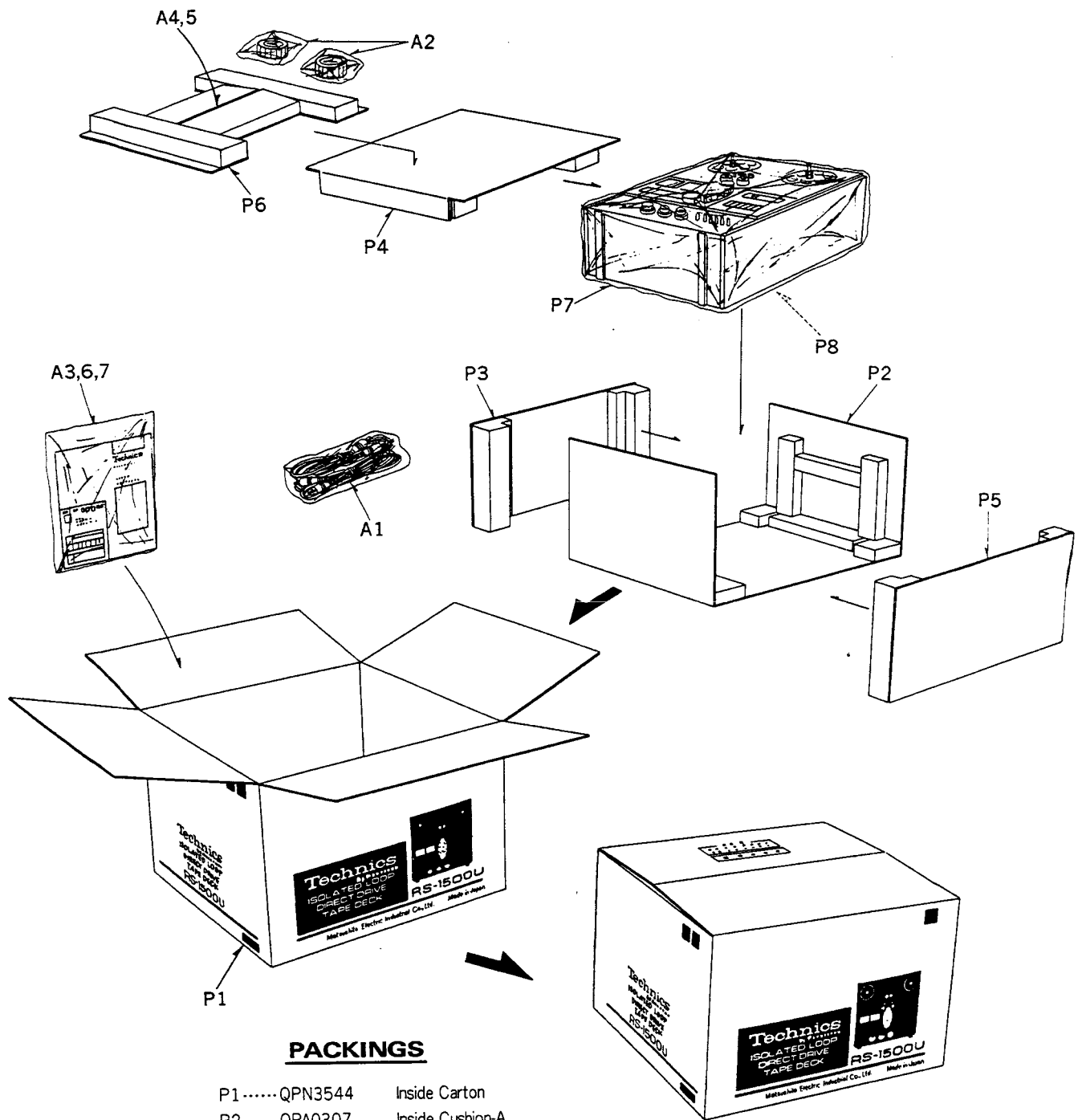
ELECTRICAL PARTS LOCATION







COMPONENT PACKING

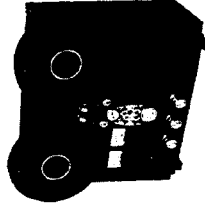


PACKINGS

P1.....QPN3544	Inside Carton
P2.....QPA0307	Inside Cushion-A
P3.....QPA0308	Inside Cushion-B
P4.....QPA0309	Inside Cushion-C
P5.....QPA0310	Inside Cushion-D
P6.....QPA0311	Inside Cushion-E
P7.....QPC0037	Poly Bag for Main Unit
P8.....QPQ1052	Poly Bag for Power Cord

REPLACEMENT PARTS LIST

MODEL RS-1500US (Technics)



IMPORTANT:
 The parts listed in this manual are standard parts. The parts which are indicated by shaded area have special characteristics and are not included in the standard parts. When replacing any of these components use the parts which are indicated by shaded area. When replacing any of these components use the parts which are indicated by shaded area.

RS-1500US

Ref. No.	Part No.	Part Name & Description	Pcs/ Set	Remarks
		MECHANICAL PARTS		
M1	QXS1090	Capstan Motor Assembly	1	
M2	QXD0077	Reel Motor (Rotor) Assembly	2	
M4	QMR1531	Connection Rod	2	
M5	QML3007	Cue Lever	1	
M6	QMF1852A	Adjustment Plate	1	
M7	QBN1346A	Spring	1	RS-284S
M8	QMF1855A	Control Plate	1	
M9	QXH0259	Adjustment Plate Assembly	1	
M10	QXL1107	Driving Lever Assembly	1	
M11	QME0138A	Plunger (for Pressure Roller)	1	RS-1030US
M12	QMN2168	Plunger Pin	1	
M13	QMF1874A	Plunger Holding Plate	1	
M15	QXQ0097	Air Damper Assembly	1	
M15-1	QBG1561	Belows	3	
M16	QMA3124	Air Damper Angle	1	
M17	QMA2965	Stopper Angle	1	
M18	QXL1106A	Tension Lever (R) Assembly	1	
M19	QXR0307	Air Damper Rod (R) Assembly	1	
M20	QMA2984	Air Damper Holding Angle	1	
M21	QXQ0015	Air Damper (R) Assembly	1	
M22	QXH0258	Tension Lever Holding Plate	1	
M23	QMC0052	Spacer	2	
M25	QBK1217	Isolation Sheet	2	RS-671AUS
M26	QMF1682	Micro Switch Mounting Plate	2	"
M27	QBC1189	Spring	2	RS-740US
M28	QXL1105A	Tension Lever (L) Assembly	1	

RS-1500US

Ref. No.	Part No.	Part Name & Description	Pcs/ Set	Remarks
M29	QXR0308	Air Damper Rod (L) Assembly	1	
M30	QMA2985	Air Damper Holding Angle	1	
M31	QXQ0096	Air Damper (L) Assembly	1	
M32	QXH0257	Tension Lever Holding Plate	1	
M33	QMF1860B	Meier Holding Plate	1	RS-625US
M34	QBT1687M	Spring	2	
M35	QXA0607	Angle (R) Assembly	1	
M36	QMR1572A	Rod (R)	1	
M37	QXL1111	Arm (R) Assembly	1	
M38	QXL1109	Sub-arm (R) Assembly	1	
M39	QXL1112	Brake Lever Assembly	2	
M40	QME0147BK	Plunger (for Brake)	2	
M41	QBT1420	Spring	1	RQ-437S
M42	QXA0606	Angle (L) Assembly	1	"
M43	QMR1571A	Rod (L)	1	"
M44	QXL1110	Arm (L) Assembly	1	"
M45	QXL1108	Sub-arm (L) Assembly	1	"
M46	QXL1098	Pressure Roller Lever Assembly	2	"
M47	QXL1104	Pressure Roller Sub-arm (R)	1	"
M48	QXL1103	Pressure Roller Sub-arm (L)	1	"
M49	QMN2139	Shaft (1)	2	"
M50	QDP1704	Roller	1	"
M51	QMS2428A	Shaft (2)	2	"
M52	QMN2140	Shaft (3)	2	"
M53	QBC1071	Spring	2	"
M54	QMC0053	Spacer	2	"
M55	QXL1073	Shifter Arm (R) Assembly	1	"
M56	QXL1072	Shifter Arm (L) Assembly	1	"
M57	QXH0248	Mask Plate Assembly	1	"
M58	QMH2004B	Cue Holder	1	"
M59	QGO1284	Cue Button	1	"
M60	QMF1862	Stopper Plate	1	"
M61	QDC0087	Counter	1	"
M62	QML3024	Stopper Arm	1	
M63	QBG1132	Stopper Rubber	1	RS-630US

RS-1500US

Ref. No.	Part No.	Part Name & Description	Pcs/ Set	Remarks
M64	QXA0608	Counter Holding Plate Assembly	1	
M65	QBT1601M	Spring	1	
M66	QDP1702	Intermediate Pulley	1	
M67	QDB0215	Counter Belt-A	1	RS-671AUS
M68	QDB0173	"	1	RS-1030US
M69	QMF1863	Wires Connector Holding Angle	1	
M70	QMA2955	Wires Connector Cover Angle	1	
M71	QMF1850	Function Buttons Holding Plate	1	
M72	QMN2142	Function Buttons Holding Shaft	1	
M73	QGO1278	Fast Forward Button	1	
M74	QGO1282	Play Button	1	
M75	QGO1283	Stop Button	1	
M76	QGO1279	Rewind Button	1	
M77	QMC0050	Collar	1	
M78	QGO1280	Pause Button	1	
M79	QGO1281	Record Button	1	
M80	QBM1227	Cushion	1	
M81	QMG0033	Tape Guide-1 of Shifter Arm	2	
M82	XLQ0001	Roller	2	
M83	QMG0034	Tape Guide-2 of Shifter Arm	2	
M84	QKJ0200	Tape Marker	2	
M85	QMC0054	Spacer	2	
M86	QMS2428A	Tape Guide Shaft	2	
M87	QBC1087	Tape Guide Spring	2	RS-796US
M88	QMG0046	Tape Guide-3	2	
M89	QMG0045	Tape Guide-4	2	
M90	QMG0031	Tape Guide-5	2	
M91	QHJ1247	Screw with Hexagon Hole	2	
M92	QXP0544A	Pressure Roller Assembly	2	
M93	QGK2731A	Pressure Roller Ornament	2	
M94	QMS2430	Reversing Roller Shaft	1	
M95	QSC1202	Spring	1	RS-1030US
M96	QXP0559	Reversing Roller Assembly	1	
M97	QBP1714	Plate Spring	1	
M98	QDP1701	Roller	1	

RS-1500US

Ref. No.	Part No.	Part Name & Description	Pcs/ Set	Remarks
M99	QBF1254	Felt	1	
M100	QK2643	Roller Ornament	1	
M101	QMK1598A	Head Base Plate	1	
M102	QGC1065A	Head Bottom Cover	1	
M103	QMG0029	Tape Guide-6	2	
M104	QMG0030	Tape Guide-7	2	
M105	QMZ1181A	Head Sheet-1	4	
M106	QMF1866	Head Spacer	2	
M107	QMA2929A	Switch Holding Angle	1	
M108	QMP1330	Spacer	2	
M109	QKJ0164	Mask	1	
M110	QKJ0163	LED Holder	1	
M111	QBC1180	Head Mounting Spring	14	RS-715US
M112	QNQ1069	Nut	4	
M115	XTN4+14B	Screw 4×14	6	COMMON
M116	XTN4+10B	Screw 4×10	28	"
M117	XTN3+8B	Screw 3×8	5	"
M118	XSN2+12	Screw 2×12	4	"
M119	XSN26+6	Screw 2.6×6	4	"
M120	XSN4+30S	Screw 4×30	2	"
M121	XSN3+6S	Screw 3×6	14	"
M122	XVE5C3DFZS	Screw with Hexagon Hole	3	
M123	XWA4	Spring Washer	4	COMMON
M124	XWA2BFZ	"	14	"
M125	XWA26B	"	4	"
M126	XWC3B	Lock Washer	10	"
M127	QBW2023	Poly Washer	1	
M128	XWA3B	Spring Washer	2	COMMON
M129	QBW2019	Poly Washer	11	RS-630US
M130	QBW0034	Washer	4	
M131	XWG4	Flat Washer	4	COMMON
M132	QBW2022	Poly Washer	3	
M133	XUC5FT	Stop Ring 5φ	10	COMMON
M134	XUC3FT	Stop Ring 3φ	31	"
M135	XUC4FT	Stop Ring 4φ	4	"

RS-1500US

Ref. No.	Part No.	Part Name & Description	Pcs/ Set	Remarks
M136	XUC2FT	Stop Ring 2 φ	3	COMMON
M137	XUC7FT	Stop Ring 7 φ	1	"
M138	XVE3C8FZS	Screw with Hexagon Hole	4	
M139	XXE3D10FZS	"	1	COMMON
M140	QH01248	"	14	"
M141	XSS26+6BV	Screw 26×6	2	"
M142	XSN2+8BV	Screw 2×8	2	"
M143	XSN2+4BV	Screw 2×4	2	"
M144	XSN2+5BV	Screw 2×5	6	"
M145	XWG2FZ	Flat Washer	8	"
M146	QMF1858	Spring Holding Plate	1	
RESISTORS				
R1	ERD25TJ102	Carbon Resistor 1KΩ 1/4W	1	
R2	ERD25TJ100	" 100 1/4W	1	
R3	ERD25TJ102	" 1KΩ 1/4W	1	
R4	ERD25TJ100	" 100 1/4W	1	
R5	ERD25TJ102	" 1KΩ 1/4W	1	
R6	ERD25TJ100	" 100 1/4W	1	
R7	ERD25TJ102	" 1KΩ 1/4W	1	
R8	ERD25TJ100	" 100 1/4W	1	
R9	ERD25TJ103	" 10KΩ 1/4W	1	
R10	ERD25TJ100	" 100 1/4W	1	
R11	ERD25TJ103	" 10KΩ 1/4W	1	
R12	ERD25TJ100	" 100 1/4W	1	
R13	ERD25TJ103	" 10KΩ 1/4W	1	
R14	ERD25TJ100	" 100 1/4W	1	
R15	ERD25TJ103	" 10KΩ 1/4W	1	
R16	ERD25TJ100	" 100 1/4W	1	
R17, 18	ERD25TJ103	" 10KΩ 1/4W	2	
R19	ERD25TJ104	" 100KΩ 1/4W	1	
R20	ERD25TJ153	" 15KΩ 1/4W	1	
R21	ERD25TJ562	" 5.6KΩ 1/4W	1	
R22	ERD25TJ103	" 10KΩ 1/4W	1	

RS-1500US

Ref. No.	Part No.	Part Name & Description	Pcs/ Set	Remarks
R23	ERD25TJ473	Carbon Resistor 1KΩ 1/4W	1	
R24	ERD25TJ103	" 10KΩ 1/4W	1	
R25	ERD25TJ273	" 27KΩ 1/4W	1	
R26	ERD25TJ103	" 10KΩ 1/4W	1	
R27	ERD25TJ562	" 5.6KΩ 1/4W	1	
R28	ERD25TJ103	" 10KΩ 1/4W	1	
R29	ERD25TJ473	" 47KΩ 1/4W	1	
R30	ERD25TJ562	" 5.6KΩ 1/4W	1	
R31	ERD25TJ332	" 3.3KΩ 1/4W	1	
R32	ERD25TJ473	" 47KΩ 1/4W	1	
R33	ERD25TJ562	" 5.6KΩ 1/4W	1	
R34	ERD25TJ474	" 470KΩ 1/4W	1	
R35	ERD25TJ823	" 82KΩ 1/4W	1	
R36	ERD25TJ273	" 27KΩ 1/4W	1	
R37	ERD25TJ103	" 10KΩ 1/4W	1	
R38	ERD25TJ154	" 150KΩ 1/4W	1	
R39	ERD25TJ103	" 10KΩ 1/4W	1	
R40	ERD25TJ473	" 47KΩ 1/4W	1	
R41	ERD25TJ103	" 10KΩ 1/4W	1	
R42	ERD25TJ562	" 5.6KΩ 1/4W	1	
R43	ERD25TJ221	" 220Ω 1/4W	1	
R44	ERD25TJ103	" 10KΩ 1/4W	1	
R45	ERD25TJ222	" 2.2KΩ 1/4W	1	
R46, 47, 48, 49	ERD25TJ103	" 10KΩ 1/4W	1	
R50	ERD25TJ153	" 15KΩ 1/4W	1	
R51, 52	ERD25TJ471	" 470Ω 1/4W	2	
R53, 54	ERD25TJ473	" 47KΩ 1/4W	2	
R55	ERD25TJ474	" 470KΩ 1/4W	1	
R56	ERD25TJ562	" 5.6KΩ 1/4W	1	
R57	ERD25TJ473	" 47KΩ 1/4W	1	
R58	ERD25TJ102	" 1KΩ 1/4W	1	
R59	ERD25TJ103	" 10KΩ 1/4W	1	
R60	ERD25TJ562	" 5.6KΩ 1/4W	1	
R61	ERD25TJ473	" 47KΩ 1/4W	1	
R62	ERD25TJ103	" 10KΩ 1/4W	1	

RS-1500US

Ref. No.	Part No.	Part Name & Description	Pcs/ Set	Remarks
R63	ERD25TJ822	Carbon Resistor 8.2KΩ 1/4W	1	
R64	ERD25TJ271	" 270Ω 1/4W	1	
R65	ERD25TJ473	" 47KΩ 1/4W	1	
R66	ERD25TJ104	" 100KΩ 1/4W	1	
R67	ERD25TJ822	" 8.2KΩ 1/4W	1	
R68	ERD25TJ271	" 270Ω 1/4W	1	
R69	ERD25TJ562	" 5.6KΩ 1/4W	1	
R70	ERD25TJ151	" 150Ω 1/4W	1	
R71	ERD25TJ103	" 10KΩ 1/4W	1	
R72	ERD25TJ102	" 1KΩ 1/4W	1	
R101, 102	ERD25TJ471	" 470Ω 1/4W	2	
R103	ERD25TJ392	" 3.9KΩ 1/4W	1	
R105	ERD25TJ101	" 100Ω 1/4W	1	
R106	ERD18TSJ153	" 15KΩ 1/8W	1	
R107	ERD25TJ822	" 8.2KΩ 1/4W	1	
R108	ERD25TJ331	" 330Ω 1/4W	1	
R109	ERD25TJ102	" 1KΩ 1/4W	1	
R110	ERD25TJ104	" 100KΩ 1/4W	1	
R111	ERD25TJ682	" 6.8KΩ 1/4W	1	
R112	ERD25TJ182	" 1.8KΩ 1/4W	1	
R113	ERD25TJ472	" 4.7KΩ 1/4W	1	
R114	ERD25TJ273	" 27KΩ 1/4W	1	
R115	ERD25TJ682	" 6.8KΩ 1/4W	1	
R116	ERD25TJ101	" 100Ω 1/4W	1	
R117	ERD25TJ224	" 220KΩ 1/4W	1	
R118	ERD25TJ471	" 470Ω 1/4W	1	
R121, 122	ERD25TJ473	" 47KΩ 1/4W	2	
R123	ERD25TJ474	" 470KΩ 1/4W	1	
R124	ERD25TJ333	" 33KΩ 1/4W	1	
R125	ERD25TJ153	" 15KΩ 1/4W	1	
R126	ERD25TJ222	" 2.2KΩ 1/4W	1	
R127	ERD25TJ103	" 10KΩ 1/4W	1	
R128, 129	ERD25TJ474	" 470KΩ 1/4W	2	
R130	ERD25TJ102	" 1KΩ 1/4W	1	
R131	ERD25TJ472	" 4.7KΩ 1/4W	1	

RS-1500US

Ref. No.	Part No.	Part Name & Description	Pcs/ Set	Remarks
R132	ERD25TJ332	Carbon Resistor 3.3KΩ 1/4W	1	
R133	ERD25TJ182	" 1.8KΩ 1/4W	1	
R134	ERD25TJ102	" 1KΩ 1/4W	1	
R135	ERD25TJ184	" 180KΩ 1/4W	1	
R136	ERD25TJ101	" 100Ω 1/4W	1	
R137	ERD25TJ154	" 150KΩ 1/4W	1	
R138	ERD25TJ273	" 27KΩ 1/4W	1	
R139	ERD25TJ822	" 8.2KΩ 1/4W	1	
R140	ERD25TJ152	" 1.5KΩ 1/4W	1	
R141	ERD25TJ472	" 4.7KΩ 1/4W	1	
R142	ERD25TJ332	" 3.3KΩ 1/4W	1	
R143	ERD25TJ273	" 27KΩ 1/4W	1	
R144	ERD25TJ103	" 10KΩ 1/4W	1	
R145	ERD25TJ334	" 330KΩ 1/4W	1	
R146	ERD25TJ823	" 82KΩ 1/4W	1	
R147	ERD25TJ153	" 15KΩ 1/4W	1	
R148	ERD25TJ562	" 5.6KΩ 1/4W	1	
R149	ERD25TJ472	" 4.7KΩ 1/4W	1	
R150	ERD25TJ222	" 2.2KΩ 1/4W	1	
R151	ERD25TJ123	" 12KΩ 1/4W	1	
R152, 153	ERD25TJ102	" 1KΩ 1/4W	2	
R154	ERD25TJ101	" 100Ω 1/4W	1	
R155	ERD25TJ393	" 39KΩ 1/4W	1	
R156	ERD25TJ823	" 82KΩ 1/4W	1	
R157, 158	ERD25TJ100	" 100 1/4W	2	
R159	ERD25TJ152	" 1.5KΩ 1/4W	1	
R160	ERD25TJ151	" 150Ω 1/4W	1	
R161	ERD25TJ330	" 33Ω 1/4W	1	
R162	ERD25TJ100	" 100 1/4W	1	
R163	ERD25TJ181	" 180Ω 1/4W	1	
R164	ERD25TJ680	" 68Ω 1/4W	1	
R165	ERD25TJ330	" 33Ω 1/4W	1	
R166	ERD25TJ271	" 270Ω 1/4W	1	
R171	ERD25TJ154	" 150KΩ 1/4W	1	
R172	ERD25TJ101	" 100Ω 1/4W	1	

RS-1500US

Ref. No.	Part No.	Part Name & Description	Pcs/ Set	Remarks
R173	ERD18TJ153	Carbon Resistor 15KΩ 1/8W	1	
R174	ERD25TJ123	" 12KΩ 1/4W	1	
R175	ERD25TJ470	" 47Ω 1/4W	1	
R176	ERD25TJ104	" 100KΩ 1/4W	1	
R177	ERD25TJ103	" 10KΩ 1/4W	1	
R178	ERD25TJ222	" 2.2KΩ 1/4W	1	
R179	ERD25TJ332	" 3.3KΩ 1/4W	1	
R180	ERD25TJ394	" 390KΩ 1/4W	1	
R181	ERD25TJ471	" 470Ω 1/4W	1	
R182	ERD25TJ683	" 68KΩ 1/4W	1	
R183	ERD25TJ101	" 100Ω 1/4W	1	
R184	ERD25TJ822	" 8.2KΩ 1/4W	1	
R185	ERD25TJ474	" 470KΩ 1/4W	1	
R186	ERD25TJ682	" 6.8KΩ 1/4W	1	
R187	ERD25TJ472	" 4.7KΩ 1/4W	1	
R188	ERD25TJ102	" 1KΩ 1/4W	1	
R190	ERD25TJ101	" 100Ω 1/4W	1	
R191	ERG1ANJ471	Metal-oxide Resistor 470Ω 1W	1	
R192	ERD25TJ273	Carbon Resistor 27KΩ 1/4W	1	
R193, 194	ERD25TJ271	" 270Ω 1/4W	2	
R195	ERD25TJ153	" 15KΩ 1/4W	1	
R197	ERD25TJ104	" 100KΩ 1/4W	1	
R201, 202	ERD25TJ471	" 470Ω 1/4W	2	
R203	ERD25TJ392	" 3.9KΩ 1/4W	1	
R205	ERD25TJ101	" 100Ω 1/4W	1	
R206	ERD18TJ153	" 15KΩ 1/8W	1	
R207	ERD25TJ822	" 8.2KΩ 1/4W	1	
R208	ERD25TJ331	" 330Ω 1/4W	1	
R209	ERD25TJ102	" 1KΩ 1/4W	1	
R210	ERD25TJ104	" 100KΩ 1/4W	1	
R211	ERD25TJ682	" 6.8KΩ 1/4W	1	
R212	ERD25TJ182	" 1.8KΩ 1/4W	1	
R213	ERD25TJ472	" 4.7KΩ 1/4W	1	
R214	ERD25TJ273	" 27KΩ 1/4W	1	
R215	ERD25TJ682	" 6.8KΩ 1/4W	1	

RS-1500US

Ref. No.	Part No.	Part Name & Description	Pcs/ Set	Remarks
R216	ERD25TJ101	Carbon Resistor 100Ω 1/4W	1	
R217	ERD25TJ224	" 220KΩ 1/4W	1	
R221, 222	ERD25TJ473	" 47KΩ 1/4W	2	
R223	ERD25TJ474	" 470KΩ 1/4W	1	
R224	ERD25TJ333	" 33KΩ 1/4W	1	
R225	ERD25TJ153	" 15KΩ 1/4W	1	
R226	ERD25TJ222	" 2.2KΩ 1/4W	1	
R227	ERD25TJ103	" 10KΩ 1/4W	1	
R228, 229	ERD25TJ474	" 470KΩ 1/4W	2	
R230	ERD25TJ102	" 1KΩ 1/4W	1	
R231	ERD25TJ472	" 4.7KΩ 1/4W	1	
R236	ERD25TJ101	" 100Ω 1/4W	1	
R237	ERD25TJ154	" 150KΩ 1/4W	1	
R238	ERD25TJ273	" 27KΩ 1/4W	1	
R239	ERD25TJ822	" 8.2KΩ 1/4W	1	
R240	ERD25TJ152	" 1.5KΩ 1/4W	1	
R241	ERD25TJ472	" 4.7KΩ 1/4W	1	
R242	ERD25TJ332	" 3.3KΩ 1/4W	1	
R243	ERD25TJ273	" 27KΩ 1/4W	1	
R244	ERD25TJ103	" 10KΩ 1/4W	1	
R245	ERD25TJ334	" 330KΩ 1/4W	1	
R246	ERD25TJ823	" 82KΩ 1/4W	1	
R247	ERD25TJ153	" 15KΩ 1/4W	1	
R248	ERD25TJ562	" 5.6KΩ 1/4W	1	
R249	ERD25TJ472	" 4.7KΩ 1/4W	1	
R250	ERD25TJ222	" 2.2KΩ 1/4W	1	
R251	ERD25TJ123	" 12KΩ 1/4W	1	
R252, 253	ERD25TJ102	" 1KΩ 1/4W	2	
R254	ERD25TJ101	" 100Ω 1/4W	1	
R255	ERD25TJ393	" 39KΩ 1/4W	1	
R256	ERD25TJ823	" 82KΩ 1/4W	1	
R257, 258	ERD25TJ100	" 10Ω 1/4W	2	
R259	ERD25TJ152	" 1.5KΩ 1/4W	1	
R260	ERD25TJ151	" 150Ω 1/4W	1	
R261	ERD25TJ330	" 33Ω 1/4W	1	

RS-1500US

Ref. No.	Part No.	Part Name & Description	Pcs/ Set	Remarks
R262	ERD25TJ100	Carbon Resistor 100 1/4W	1	
R266	ERD25TJ271	" 2700 1/4W	1	
R271	ERD25TJ154	" 150K0 1/4W	1	
R272	ERD25TJ101	" 1000 1/4W	1	
R273	ERD18TFJ153	" 15K0 1/8W	1	
R274	ERD25TJ123	" 12K0 1/4W	1	
R275	ERD25TJ470	" 470 1/4W	1	
R276	ERD25TJ104	" 100K0 1/4W	1	
R277	ERD25TJ103	" 10K0 1/4W	1	
R278	ERD25TJ222	" 2.2K0 1/4W	1	
R279	ERD25TJ332	" 3.3K0 1/4W	1	
R280	ERD25TJ394	" 390K0 1/4W	1	
R281	ERD25TJ471	" 4700 1/4W	1	
R282	ERD25TJ683	" 68K0 1/4W	1	
R283	ERD25TJ101	" 1000 1/4W	1	
R284	ERD25TJ822	" 8.2K0 1/4W	1	
R285	ERD25TJ474	" 470K0 1/4W	1	
R286	ERD25TJ682	" 6.8K0 1/4W	1	
R287	ERD25TJ472	" 4.7K0 1/4W	1	
R288	ERD25TJ102	" 1K0 1/4W	1	
R292	ERD25TJ273	" 27K0 1/4W	1	
R293, 294	ERD25TJ271	" 2700 1/4W	2	
R297	ERD25TJ104	" 100K0 1/4W	1	
R301	ERD25TJ394	" 390K0 1/4W	1	
R302	ERD25TJ273	" 27K0 1/4W	1	
R303	ERD25TJ103	" 10K0 1/4W	1	
R304	ERD25TJ153	" 15K0 1/4W	1	
R305	ERD25TJ221	" 2200 1/4W	1	
R306	ERD25TJ272	" 2.7K0 1/4W	1	
R307	ERD25TJ271	" 2700 1/4W	1	
R308	ERD25TJ273	" 27K0 1/4W	1	
R309, 310	ERD25TJ102	" 1K0 1/4W	2	
R312	ERD25TJ103	" 10K0 1/4W	1	
R313	ERD25TJ154	" 150K0 1/4W	1	
R314	ERD25TJ474	" 470K0 1/4W	1	

RS-1500US

Ref. No.	Part No.	Part Name & Description	Pcs/ Set	Remarks
R315	ERD25TJ153	Carbon Resistor 15K0 1/4W	1	
R316	ERG12ANJ821	Metal-oxide Resistor 8200 1/2W	1	
R317, 321	ERD25TJ271	Carbon Resistor 2700 1/4W	2	
R322	ERD18TF3301	" 3.3K0 1/8W	1	
R323	ERD18TF8201	" 8.2K0 1/8W	1	
R324	ERD18TF3301	" 3.3K0 1/8W	1	
R325, 326	ERD25TJ474	" 470K0 1/4W	1	
R327	ERD25TJ103	" 10K0 1/4W	1	
R328	ERD25TJ822	" 8.2K0 1/4W	1	
R329	ERD25TJ221	" 2200 1/4W	1	
R330, 331	ERD25TJ154	" 150K0 1/4W	2	
R332	ERD25TJ102	" 1K0 1/4W	1	
R333	ERD25TJ123	" 12K0 1/4W	1	
R351, 352, 353, 354, 355, 356, 357, 358, 359				
	ERD25TJ271	" 2700 1/4W	9	
R401	ERD25TJ394	" 390K0 1/4W	1	
R402	ERD25TJ273	" 27K0 1/4W	1	
R403	ERD25TJ103	" 10K0 1/4W	1	
R404	ERD25TJ153	" 15K0 1/4W	1	
R405	ERD25TJ221	" 2200 1/4W	1	
R406	ERD25TJ272	" 2.7K0 1/4W	1	
R407	ERD25TJ271	" 2700 1/4W	1	
R408	ERD25TJ273	" 27K0 1/4W	1	
R409, 410	ERD25TJ102	" 1K0 1/4W	2	
R412	ERD25TJ103	" 10K0 1/4W	1	
R413	ERD25TJ154	" 150K0 1/4W	1	
R414	ERD25TJ474	" 470K0 1/4W	1	
R415	ERD25TJ153	" 15K0 1/4W	1	
R416	ERG12ANJ821	Metal-oxide Resistor 8200 1/2W	1	
R417, 421	ERD25TJ271	Carbon Resistor 2700 1/4W	2	
R422	ERD18TF3301	" 3.3K0 1/8W	1	
R423	ERD18TF8201	" 8.2K0 1/8W	1	
R424	ERD18TF3301	" 3.3K0 1/8W	1	
R425, 426	ERD25TJ474	" 470K0 1/4W	2	
R427	ERD25TJ103	" 10K0 1/4W	1	

RS-1500US

Ref. No.	Part No.	Part Name & Description	Pcs/ Set	Remarks
R428	ERD25TJ822	Carbon Resistor 8.2KΩ 1/4W	1	
R429	ERD25TJ221	" 220Ω 1/4W	1	
R430, 431	ERD25TJ154	" 150KΩ 1/4W	2	
R432	ERD25TJ102	" 1KΩ 1/4W	1	
R433	ERD25TJ123	" 12KΩ 1/4W	1	
R451, 452, 453, 454, 455, 456, 457, 458, 459				
	ERD25TJ271	" 270Ω 1/4W	9	
R501	ERGIANJ390	Metal-oxide Resistor 39Ω 1W	1	
R502	ERD25TJ392	Carbon Resistor 3.9KΩ 1/4W	1	
R503	ERD25TJ681	" 680Ω 1/4W	1	
R504	ERD25TJ272	" 2.7KΩ 1/4W	1	
R505	ERD25TJ471	" 470Ω 1/4W	1	
R506	ERD25TJ562	" 5.6KΩ 1/4W	1	
R507	ERD25TJ821	" 820Ω 1/4W	1	
R508, 509	ERD25TJ100	" 100 1/4W	2	
R510	ERD25TJ472	" 4.7KΩ 1/4W	1	
R511, 512	ERD25TJ1R0	" 1Ω 1/4W	2	
R513	ERD25TJ471	" 470Ω 1/4W	1	
R514	ERD25TJ472	" 4.7KΩ 1/4W	1	
R515	ERD25TJ223	" 22KΩ 1/4W	1	
R516	ERD25TJ473	" 47KΩ 1/4W	1	
R517	ERD25TJ273	" 27KΩ 1/4W	1	
R601	ERD25TJ223	" 22KΩ 1/4W	1	
R602	ERD25TJ471	" 470Ω 1/4W	1	
R603	ERD25TJ472	" 4.7KΩ 1/4W	1	
R604	ERD25TJ222	" 2.2KΩ 1/4W	1	
R605	ERD25TJ472	" 4.7KΩ 1/4W	1	
R606	ERD25TJ222	" 2.2KΩ 1/4W	1	
R607	ERD25TJ561	" 560Ω 1/4W	1	
R608	ERD25TJ103	" 10KΩ 1/4W	1	
R609	ERD25TJ223	" 22KΩ 1/4W	1	
R610	ERGI2ANJ561	Metal-oxide Resistor 560Ω 1/2W	1	
R611	ERD25TJ472	Carbon Resistor 4.7KΩ 1/4W	1	
R612	ERD25TJ222	" 2.2KΩ 1/4W	1	
R613	ERD25TJ472	" 4.7KΩ 1/4W	1	

RS-1500US

Ref. No.	Part No.	Part Name & Description	Pcs/ Set	Remarks
R614	ERD25TJ222	Carbon Resistor 2.2KΩ 1/4W	1	
R615	ERD25TJ223	" 22KΩ 1/4W	1	
R616	ERD25TJ472	" 4.7KΩ 1/4W	1	
R617	ERGIANJ332	Metal-oxide Resistor 3.3KΩ 1W	1	
R618	ERGIANJ101	" 100Ω 1W	1	
R651	ERD25TJ472	Carbon Resistor 4.7KΩ 1/4W	1	
R652	ERD25TJ471	" 470Ω 1/4W	1	
R653	ERD25TJ681	" 680Ω 1/4W	1	
R654	ERE3SJ221	" 220Ω 3W	1	
R655	ERD25TJ472	" 4.7KΩ 1/4W	1	
R656	ERD25TJ471	" 470Ω 1/4W	1	
R657	ERD25TJ681	" 680Ω 1/4W	1	
R658	ERF5SJ680	" 68Ω 5W	1	
R701, 702, 703, 704				
	ERD25TJ103	" 10KΩ 1/4W	4	
R705, 706	ERD25TJ472	" 4.7KΩ 1/4W	2	
R707, 708	ERD25TJ152	" 1.5KΩ 1/4W	2	
R709, 710, 711, 712, 713, 714				
	ERD25TJ274	" 270KΩ 1/4W	6	
R715, 716, 717, 718, 719, 720, 721, 722, 723, 724, 725, 726				
	ERGIANJ181	Metal-oxide Resistor 180Ω 1W	12	
R727, 728	ERD25TJ103	Carbon Resistor 10KΩ 1/4W	2	
R729, 730	ERX2ANJR47	Metal-oxide Resistor 0.47Ω 2W	2	
R731, 732	ERD25TJ152	Carbon Resistor 1.5KΩ 1/4W	2	
R733, 734	ERD25TJ392	" 3.9KΩ 1/4W	2	
R735, 736	ERD25TJ223	" 22KΩ 1/4W	2	
R737, 738	ERD25TJ332	" 3.3KΩ 1/4W	2	
R739, 740	ERD25TJ153	" 15KΩ 1/4W	2	
R741, 742, 743, 744				
	ERD25TJ223	" 22KΩ 1/4W	4	
R745, 746	ERD25TJ682	" 6.8KΩ 1/4W	2	
R747, 748	ERD25TJ103	" 10KΩ 1/4W	2	
R749, 750	ERD25TJ333	" 33KΩ 1/4W	2	
R791	ERD25TJ223	" 22KΩ 1/4W	1	
R792	ERD25TJ103	" 10KΩ 1/4W	1	

RS-1500US

Ref. No.	Part No.	Part Name & Description	Pcs/ Set	Remarks
R793	ERD25TJ562	Carbon Resistor 5.6KΩ 1/4W	1	
R794	ERD25TJ272	" 2.7KΩ 1/4W	1	
R795	ERD25TJ271	" 270Ω 1/4W	1	
R801, 802	ERD25TJ222	" 2.2KΩ 1/4W	2	
R803, 804	ERD25TJ473	" 27KΩ 1/4W	2	
R805, 806	ERD25TJ103	" 10KΩ 1/4W	2	
R807, 808	ERD25TJ222	" 22KΩ 1/4W	2	
R809, 810	ERD25TJ473	" 47KΩ 1/4W	2	
R811, 812	ERD25TJ103	" 10KΩ 1/4W	2	
R813, 814	ERD25TJ562	" 5.6KΩ 1/4W	2	
R815, 816, 817, 818				
	ERD25TJ273	" 27KΩ 1/4W	4	
R819, 820	ERD25TJ330	" 33Ω 1/4W	2	
R821, 822	ERD25TJ103	" 10KΩ 1/4W	2	
R823, 824	ERD25TJ273	" 27KΩ 1/4W	2	
R825, 826	ERD25TJ473	" 47KΩ 1/4W	2	
R827, 828, 829, 830				
	ERD25TJ273	" 27KΩ 1/4W	4	
R831, 832	ERD25TJ103	" 10KΩ 1/4W	2	
R833, 834	ERD25TJ272	" 2.7KΩ 1/4W	2	
R835, 836	ERD25TJ273	" 27KΩ 1/4W	2	
R837	ERD25TJ823	" 82KΩ 1/4W	1	
R838	ERD25TJ154	" 150KΩ 1/4W	1	
R839, 840	ERD25TJ103	" 10KΩ 1/4W	2	
R841, 842	ERD25TJ272	" 2.7KΩ 1/4W	2	
R843, 844	ERD25TJ822	" 8.2KΩ 1/4W	2	
R846	ERD25TJ273	" 27KΩ 1/4W	1	
R848	ERD25TJ823	" 82KΩ 1/4W	1	
R850	ERD25TJ153	" 15KΩ 1/4W	1	
R856	ERD25TJ394	" 390KΩ 1/4W	1	
R857, 858	ERD25TJ274	" 270KΩ 1/4W	2	
R859	ERD25TJ103	" 10KΩ 1/4W	1	
R891	ERD25TJ221	" 220Ω 1/4W	1	
R892	ERD25TJ103	" 10KΩ 1/4W	1	
R893	ERD25TJ272	" 2.7KΩ 1/4W	1	

RS-1500US

Ref. No.	Part No.	Part Name & Description	Pcs/ Set	Remarks
R894	ERD25TJ103	Carbon Resistor 10KΩ 1/4W	1	
R895	ERD25TJ473	" 47KΩ 1/4W	1	
R897	ERD25TJ184	" 180KΩ 1/4W	1	
R901, 902	ERD25TJ102	" 1KΩ 1/4W	2	
R903	ERD25TJ473	" 47KΩ 1/4W	1	
R904	ERD25TJ331	" 330Ω 1/4W	1	
R905	ERD25TJ223	" 22KΩ 1/4W	1	
R906	ERD25TJ333	" 33KΩ 1/4W	1	
R907	ERD25TJ472	" 4.7KΩ 1/4W	1	
R908	ERD25TJ561	" 560Ω 1/4W	1	
R909	ERD25TJ102	" 1KΩ 1/4W	1	
R910	ERD25TJ183	" 18KΩ 1/4W	1	
R911	ERD25TJ103	" 10KΩ 1/4W	1	
R912, 913	ERD25TJ223	" 22KΩ 1/4W	2	
R914	ERD25TJ102	" 1KΩ 1/4W	1	
R915	ERD25TJ105	" 1MΩ 1/4W	1	
R916	ERD25TJ561	" 560Ω 1/4W	1	
R917	ERD25TJ152	" 1.5KΩ 1/4W	1	
R918, 919	ERD25TJ472	" 4.7KΩ 1/4W	2	
R920	ERD25TJ223	" 22KΩ 1/4W	1	
R921	ERD25TJ332	" 3.3KΩ 1/4W	1	
R922	ERD25TJ103	" 10KΩ 1/4W	1	
R923	ERD25TJ223	" 22KΩ 1/4W	1	
R924	ERD25TJ332	" 3.3KΩ 1/4W	1	
R925, 926, 927				
	ERD25TJ103	" 10KΩ 1/4W	3	
R928	ERD25TJ223	" 22KΩ 1/4W	1	
R929	ERD25TJ823	" 82KΩ 1/4W	1	
R930	ERD25TJ102	" 1KΩ 1/4W	1	
R932	ERD25TJ330	" 33Ω 1/4W	1	
R933	ERD25TJ474	" 470KΩ 1/4W	1	
R934	ERD25TJ102	" 1KΩ 1/4W	1	
R935	ERD25TJ153	" 15KΩ 1/4W	1	
R936	ERD25TJ473	" 47KΩ 1/4W	1	
R937	ERD25TJ222	" 2.2KΩ 1/4W	1	

RS-1500US

Ref. No.	Part No.	Part Name & Description	Pcs/ Set	Remarks
R938	ERD25TJ820	Carbon Resistor 82Ω 1/4W	1	
R939	ERD25TJ221	" 220Ω 1/4W	1	
R940	ERD25TJ102	" 1KΩ 1/4W	1	
R941	ERD25TJ124	" 120KΩ 1/4W	1	
R942	ERD25CKF1003	Metal-oxide Resistor 100KΩ 1/4W	1	
R943	ERD25TJ472	Carbon Resistor 4.7KΩ 1/4W	1	
R944	ERD25TJ102	" 1KΩ 1/4W	1	
R945, 946	ERD25TJ103	" 10KΩ 1/4W	2	
R947	ERD25TJ331	" 330Ω 1/4W	1	
R948	ERD25TJ106	" 10MΩ 1/4W	1	
R949	ERD25TJ103	" 10KΩ 1/4W	1	
R950	ERD25TJ820	" 82Ω 1/4W	1	
R951	ERD25TJ223	" 22KΩ 1/4W	1	
R952, 953	ERD25TJ103	" 10KΩ 1/4W	2	
R954	ERD25TJ472	" 4.7KΩ 1/4W	1	
R955	ERD25TJ103	" 10KΩ 1/4W	1	
R956	ERD25TJ102	" 1KΩ 1/4W	1	
R957	ERD25TJ123	" 12KΩ 1/4W	1	
R958	ERD25TJ330	" 33Ω 1/4W	1	
R959	ERD25TJ474	" 470KΩ 1/4W	1	
R960	ERD25TJ102	" 1KΩ 1/4W	1	
R961	ERD25TJ153	" 15KΩ 1/4W	1	
R962	ERD25TJ274	" 270KΩ 1/4W	1	
R963	ERG1ANJ331	Metal-oxide Resistor 330Ω 1W	1	
R971	ERD25TJ562	Carbon Resistor 5.6KΩ 1/4W	1	
R972	ERD25TJ272	" 2.7KΩ 1/4W	1	
R973	ERD25TJ223	" 22KΩ 1/4W	1	
R974	ERD25TJ103	" 10KΩ 1/4W	1	
R975	ERD25TJ561	" 560Ω 1/4W	1	
R976, 977	ERD25TJ332	" 3.3KΩ 1/4W	2	
R978, 979, 980				
	ERD25TJ104	" 100KΩ 1/4W	3	
R981	ERD25TJ103	" 10KΩ 1/4W	1	
R982	ERD25TJ152	" 1.5KΩ 1/4W	1	
R983	ERX1ANJ2R2	Metal-oxide Resistor 2.2Ω 1W	1	

RS-1500US

Ref. No.	Part No.	Part Name & Description	Pcs/ Set	Remarks
R984	ERD25TJ151	Carbon Resistor 150Ω 1/4W	1	
R985	ERD25TJ152	" 1.5KΩ 1/4W	1	
R986	ERD25TJ562	" 5.6KΩ 1/4W	1	
R987	ERD25TJ182	" 1.8KΩ 1/4W	1	
R988, 989	ERD25TJ103	" 10KΩ 1/4W	2	
R990	ERD25TJ823	" 82KΩ 1/4W	1	
R991, 992	ERD25TJ103	" 10KΩ 1/4W	2	
R993, 994	ERD25TJ562	" 5.6KΩ 1/4W	2	
R995, 996	ERD25TJ332	" 3.3KΩ 1/4W	2	
R997	ERD25TJ271	" 270Ω 1/4W	1	
R998	ERD25TJ273	" 27KΩ 1/4W	1	
R999	ERD25TJ271	" 270Ω 1/4W	1	
R1000	ERD25TJ393	" 39KΩ 1/4W	1	
R1001	ERD25TJ122	" 1.2KΩ 1/4W	1	
R1002	ERD25TJ822	" 8.2KΩ 1/4W	1	
R1003	ERD25TJ104	" 100KΩ 1/4W	1	
R1004, 1005	ERD25TJ103	" 10KΩ 1/4W	2	
R1006	ERD25TJ473	" 47KΩ 1/4W	1	
R1007, 1008	ERD25TJ103	" 10KΩ 1/4W	2	
R1009	ERD25TJ153	" 15KΩ 1/4W	1	
R1010	ERD25TJ472	" 4.7KΩ 1/4W	1	
R1011	ERD25TJ821	" 820Ω 1/4W	1	
R1012	ERD25TJ332	" 3.3KΩ 1/4W	1	
R1013	ERD25TJ123	" 12KΩ 1/4W	1	
R1014, 1015	ERD25TJ103	" 10KΩ 1/4W	2	
R1051, 1052	ERD25TJ473	" 47KΩ 1/4W	2	
R1053	ERD25TJ104	" 100KΩ 1/4W	1	
R1054, 1055	ERD25TJ473	" 47KΩ 1/4W	2	
R1056	ERD25TJ104	" 100KΩ 1/4W	1	
		VARIABLE RESISTORS		
VR101	EVL53AA00B65	Semi-fixed Variable Resistor 500KΩ(B)	1	
VR102, 103, 202, 203				
	EWFFWAR30A24	Variable Resistor 20KΩ(A)	4	
VR104	EVL53AA00B54	Semi-fixed Variable Resistor 50KΩ(B)	1	

RS-1500US

Ref. No.	Part No.	Part Name & Description	Pcs/ Set	Remarks
VR105	EVL53AA00B53	Semi-fixed Variable Resistor	1	
VR106	EVL53AA00B24	"	1	
VR107, 207	EWFFWAR30A24	Variable Resistor	2	
VR108	EVL53AA00B52	Semi-fixed Variable Resistor	1	
VR109	EVNK4AA00B25	"	1	
VR201	EVL53AA00B55	"	1	
VR204	EVL53AA00B54	"	1	
VR205	EVL53AA00B53	"	1	
VR206	EVL53AA00B24	"	1	
VR208	EVL53AA00B52	"	1	
VR209	EVNK4AA00B25	"	1	
VR501	EVL53AA00B14	"	1	
VR502, 503	EVL53AA00B53	"	2	
VR504, 505	EVL53AA00B24	"	2	
VR506	EVL53AA00B53	"	1	
VR601, 602	EVNK4AA00B13	"	2	
VR801, 802	EVL50AA00B15	"	2	
VR901	EVL50AA00B54	"	1	
VR902, 903	QVNF25B24	Variable Resistor	1	
VR904	EVL50AA00B24	Semi-fixed Variable Resistor	1	
VR905	EVL50AA00B54	"	1	
		CAPACITORS		
C1, 2, 3, 4, 5, 6, 7, 8, 9, 10, 11, 12, 13, 14, 15				
	ECKD1H103PF	Ceramic Capacitor	0.01μF	15
C16	ECEA16Z10	Electrolytic Capacitor	10μF	1
C17	ECEA16V47	"	47μF	1
C18, 19	ECEA16V10	"	10μF	2
C20	ECEA10V100	"	100μF	1
C21, 22	ECQM05683MZ	Ceramic Capacitor	0.0068μF	2
C23	ECEA50Z2R2	Electrolytic Capacitor	2.2μF	1
C24	ECEA16Z10	"	10μF	1
C25	ECEA50Z3R3	"	3.3μF	1
C26	ECQM05104MZ	Ceramic Capacitor	0.01μF	1
C27	ECEA6V220	Electrolytic Capacitor	220μF	1

RS-1500US

Ref. No.	Part No.	Part Name & Description	Pcs/ Set	Remarks
C101	ECEA50M1	Electrolytic Capacitor	1μF	1
C102	ECEA35V10	"	10μF	1
C103	ECCD1H101K	Ceramic Capacitor	100pF	1
C104	ECEA10V100	Electrolytic Capacitor	100μF	1
C105	ECCD1H470KC	Ceramic Capacitor	47pF	1
C106	ECEA16V33	Electrolytic Capacitor	33μF	1
C107	ECKD1H471KB	Ceramic Capacitor	470pF	1
C108	ECEA16V33	Electrolytic Capacitor	33μF	1
C109	ECEA16V10	"	10μF	1
C110	ECEA25V100	"	100μF	1
C111	ECCD1H101K	Ceramic Capacitor	100pF	1
C113	ECEA25N3R3	Electrolytic Capacitor	3.3μF	1
C114	ECEA10V100	"	100μF	1
C115	ECEA35V10	"	10μF	1
C116, 121	ECEA16V10	"	10μF	2
C122	ECEA25V100	"	100μF	1
C123	ECCD1H101K	Ceramic Capacitor	100pF	1
C124	ECEA35V10	Electrolytic Capacitor	10μF	1
C125	ECQM05332JZ	Mylar Capacitor	0.0033μF	1
C126	ECEA16V10	Electrolytic Capacitor	10μF	1
C127	ECEA16V33	"	33μF	1
C128	ECQS1681JZ	Sirol Capacitor	680pF	1
C129	ECEA16V10	Electrolytic Capacitor	10μF	1
C130	ECCD1H101K	Ceramic Capacitor	100pF	1
C131	ECQM05104JZ	Mylar Capacitor	0.1μF	1
C132	ECEA6V330	Electrolytic Capacitor	330μF	1
C133, 134	ECEA35V10	"	10μF	2
C135	ECQM05182KZ	Mylar Capacitor	0.0018μF	1
C136	ECQM05822JZ	"	0.0082μF	1
C137	ECQM05562JZ	"	0.0056μF	1
C138	ECQM05332JZ	"	0.0033μF	1
C139	ECQM05183JZ	"	0.018μF	1
C140	ECQM05153JZ	"	0.015μF	1
C141	ECQM05123JZ	"	0.012μF	1
C142	ECQM05333JZ	"	0.033μF	1

RS-1500US

Ref. No.	Part No.	Part Name & Description	Pcs/ Set	Remarks
C143	EQQM05273JZ	Mylar Capacitor	1	0.027 μ F
C144	EQQM05223JZ	"	1	0.022 μ F
C146, 147	ECCD1H101K	Ceramic Capacitor	2	100pF
C151	ECEA50M1	Electrolytic Capacitor	1	1 μ F
C152	ECEA16V10	"	1	10 μ F
C153	ECCD1H101K	Ceramic Capacitor	1	100pF
C154	ECEA6V330	Electrolytic Capacitor	1	330 μ F
C155	ECCD1H470KC	Ceramic Capacitor	1	47pF
C156	ECEA16V33	Electrolytic Capacitor	1	33 μ F
C157	ECKD1H471KB	Ceramic Capacitor	1	470pF
C158	ECEA16V33	Electrolytic Capacitor	1	33 μ F
C159	ECEA35V10	"	1	10 μ F
C160	ECEA25V100	"	1	100 μ F
C161	EQQM05682JZ	Mylar Capacitor	1	0.0068 μ F
C162	EQQM05473JZ	"	1	0.047 μ F
C163	ECKD1H471KB	Ceramic Capacitor	1	470pF
C164	ECEA16V10	Electrolytic Capacitor	1	10 μ F
C171	ECEA16V10	"	1	10 μ F
C172	ECEA16V33	"	1	33 μ F
C173	ECKD1H102PF	Ceramic Capacitor	1	1000pF
C174	ECCD1H101K	"	1	100pF
C175	ECEA50V1	Electrolytic Capacitor	1	1 μ F
C176	EQQM05182KZ	Mylar Capacitor	1	0.0018 μ F
C177	ECEA50V1	Electrolytic Capacitor	1	1 μ F
C178	ECEA16V33	"	1	33 μ F
C179	ECCD1H101K	Ceramic Capacitor	1	100pF
C181	ECEA50ZR1	Electrolytic Capacitor	1	0.1 μ F
C182	ECKD1H102PF	Ceramic Capacitor	1	1000pF
C183	ECEA10V100	Electrolytic Capacitor	1	100 μ F
C185	ECEA16V10	"	1	10 μ F
C186	ECCD1H101K	Ceramic Capacitor	1	100pF
C187	ECEA16V10	Electrolytic Capacitor	1	10 μ F
C188	EQQM05102KZ	Semi-conductor Capacitor	1	1000pF
C189	ECEA50V3R3	Electrolytic Capacitor	1	3.3 μ F
C190	ECKD1H223PF	Ceramic Capacitor	1	22000pF

RS-1500US

Ref. No.	Part No.	Part Name & Description	Pcs/ Set	Remarks
C191	ECKD1H223PF	Ceramic Capacitor	1	22000pF
C193, 194	ECEA16V10	Electrolytic Capacitor	2	10 μ F
C195	EQQM05473MZ	Mylar Capacitor	1	0.047 μ F
C201	ECEA50M1	Electrolytic Capacitor	1	1 μ F
C202	ECEA35V10	"	1	10 μ F
C203	ECCD1H101K	Ceramic Capacitor	1	100pF
C204	ECEA10V100	Electrolytic Capacitor	1	100 μ F
C205	ECCD1H470KC	Ceramic Capacitor	1	47pF
C206	ECEA16V33	Electrolytic Capacitor	1	33 μ F
C207	ECKD1H471KB	Ceramic Capacitor	1	470pF
C208	ECEA16V33	Electrolytic Capacitor	1	33 μ F
C209	ECEA16V10	"	1	10 μ F
C211	ECCD1H101K	Ceramic Capacitor	1	100pF
C213	ECEA25N3R3	Electrolytic Capacitor	1	3.3 μ F
C214	ECEA10V100	"	1	100 μ F
C215	ECEA35V10	"	1	10 μ F
C216	ECEA16V10	"	1	10 μ F
C221	ECEA16V10	"	1	10 μ F
C222	ECEA25V100	"	1	100 μ F
C223	ECCD1H101K	Ceramic Capacitor	1	100pF
C224	ECEA35V10	Electrolytic Capacitor	1	10 μ F
C225	EQQM05332JZ	Mylar Capacitor	1	0.0033 μ F
C226	ECEA16V10	Electrolytic Capacitor	1	10 μ F
C227	ECEA16V33	"	1	33 μ F
C228	EQS1681JZ	Strol Capacitor	1	680pF
C229	ECEA16V10	Electrolytic Capacitor	1	10 μ F
C230	ECCD1H101K	Ceramic Capacitor	1	100pF
C231	EQQM05104JZ	Mylar Capacitor	1	0.1 μ F
C232	ECEA6V330	Electrolytic Capacitor	1	330 μ F
C233, 234	ECEA35V10	"	2	10 μ F
C235	EQQM05182KZ	Mylar Capacitor	1	0.0018 μ F
C236	EQQM05822JZ	"	1	0.0082 μ F
C237	EQQM05562JZ	"	1	0.0056 μ F
C238	EQQM05332JZ	"	1	0.0033 μ F
C239	EQQM05183JZ	"	1	0.018 μ F

RS-1500US

Ref. No.	Part No.	Part Name & Description	Pcs/ Set	Remarks
C240	EQQM05153JZ	Mylar Capacitor	0.015 μ F	1
C241	EQQM05123JZ	"	0.012 μ F	1
C242	EQQM05333JZ	Mylar Capacitor	0.033 μ F	1
C243	EQQM05273JZ	"	0.027 μ F	1
C244	EQQM05223JZ	"	0.022 μ F	1
C245	EQCD1H101K	Ceramic Capacitor	100pF	2
C246	EQCD1H101K	Electrolytic Capacitor	1 μ F	1
C251	ECEA50M1	"	10 μ F	1
C252	ECEA16V10	"	10 μ F	1
C253	EQCD1H101K	Ceramic Capacitor	100pF	1
C254	ECEA6V330	Electrolytic Capacitor	330 μ F	1
C255	EQCD1H470KC	Ceramic Capacitor	47pF	1
C256	ECEA16V33	Electrolytic Capacitor	33 μ F	1
C257	EQKD1H471KB	Ceramic Capacitor	470pF	1
C258	ECEA16V33	Electrolytic Capacitor	33 μ F	1
C259	ECEA35V10	"	10 μ F	1
C260	ECEA25V100	"	100 μ F	1
C261	EQQM05682JZ	Mylar Capacitor	0.0068 μ F	1
C262	EQQM05473JZ	"	0.047 μ F	1
C263	EQKD1H471KB	Ceramic Capacitor	470pF	1
C271	ECEA16V10	Electrolytic Capacitor	10 μ F	1
C272	ECEA16V33	"	33 μ F	1
C273	EQKD1H102PF	Ceramic Capacitor	1000pF	1
C274	EQCD1H101K	"	100pF	1
C275	ECEA50V1	Electrolytic Capacitor	1 μ F	1
C276	EQQM05182KZ	Mylar Capacitor	0.0018 μ F	1
C277	ECEA50V1	Electrolytic Capacitor	1 μ F	1
C278	ECEA16V33	"	33 μ F	1
C279	EQCD1H101K	Ceramic Capacitor	100pF	1
C281	ECEA50ZB1	Electrolytic Capacitor	0.1 μ F	1
C282	EQKD1H102PF	Ceramic Capacitor	1000pF	1
C283	EQEA10V100	Electrolytic Capacitor	100 μ F	1
C285	ECEA16V10	"	10 μ F	1
C286	EQCD1H101K	Ceramic Capacitor	100pF	1
C287	ECEA16V10	Electrolytic Capacitor	10 μ F	1
C288	EQFDW102KVY	Semi-conductor Capacitor	1000pF	1

RS-1500US

Ref. No.	Part No.	Part Name & Description	Pcs/ Set	Remarks
C289	ECEA50V3R3	Electrolytic Capacitor	3.3 μ F	1
C293	ECEA16V10	"	10 μ F	2
C501	ECEA35V47	"	47 μ F	1
C502	EQQM05393KZ	Mylar Capacitor	0.039 μ F	1
C503	EQCD1H470KC	Ceramic Capacitor	47pF	2
C505	EQCF4223KZ	"	0.022 μ F	2
C507	ECEA35V10	Electrolytic Capacitor	10 μ F	1
C508	EQQM05104MZ	Mylar Capacitor	0.1 μ F	1
C509	EQCF6562KZH	"	0.0056 μ F	1
C510	EQQS1331JZ	Stral Capacitor	330pF	2
C512	EQKD1H103PF	Ceramic Capacitor	0.01 μ F	1
C514	EQQM05104MZ	Mylar Capacitor	0.1 μ F	1
C515	EQQM05473MZ	"	0.047 μ F	1
C601	ECEA16V10	"	10 μ F	1
C602	ECEA50V47	"	47 μ F	1
C603	ECEA16V330	"	330 μ F	1
C604	EQKD1H103PF	Ceramic Capacitor	0.01 μ F	1
C605	ECEA35V10	Electrolytic Capacitor	10 μ F	1
C606	ECEA16V10	"	10 μ F	1
C607	ECEA50V1	"	1 μ F	1
C608	ECEA16V100	"	100 μ F	1
C609	EQCF180V220	"	220 μ F	1
C610	ECEA35V47	"	47 μ F	1
C611	ECEA50V1	"	1 μ F	1
C612	EQKD1H103PF	Ceramic Capacitor	0.01 μ F	1
C613	ECEA35V10	Electrolytic Capacitor	10 μ F	1
C614	ECEA35V390	"	390 μ F	1
C616	EQCF200V200	"	200 μ F	1
C617	ECEA50V1	"	1 μ F	1
C618	ECEA16V20	"	20 μ F	1
C651	ECEA16V10	"	10 μ F	1
C652	ECEA16V33	"	33 μ F	1
C701	702, 703, 704, 705, 706			
C707	EQQM05473MZ	Semi-conductor Capacitor	0.047 μ F	6
C708	EQQM05103KZ	"	0.01 μ F	2

RS-1500US

Ref. No.	Part No.	Part Name & Description	Pcs/ Set	Remarks
C709, 710	ECQM05683MZ	Semi-conductor Capacitor 0.068μF	2	
C711, 712, 713, 714, 715, 716	ECEA25N10	Electrolytic Capacitor (Non Polarity) 10μF	6	
C717, 718	ECQM05102KZ	Semi-conductor Capacitor 0.001μF	2	
C719, 720	ECCD1H101K	Ceramic Capacitor 100pF	2	
C791	ECCD1H221K	" 220pF	1	
C792	ECQM05153MZ	Semi-conductor Capacitor 0.015μF	1	
C801,802, 803,804	ECQM05683MZ	" 0.068μF	4	
C805, 806	ECEA50V1	Electrolytic Capacitor 1μF	2	
C807, 808	ECEA16V10	" 10μF	2	
C809, 810	ECEA50V1	" 1μF	2	
C811, 812	ECEA25Z4R7	" 4.7μF	2	
C813, 814	ECEA16V33	" 33μF	2	
C816	ECEA16V10	" 10μF	1	
C817	ECEA35V4R7	" 4.7μF	1	
C892	ECEA10V100	" 100μF	1	
C893	ECEA16V33	" 33μF	1	
C901	ECQM05333MZ	Semi-conductor Capacitor 0.033μF	1	
C902	ECEA35V4R7	Electrolytic Capacitor 4.7μF	1	
C903	ECEA16V10	" 10μF	1	
C905	ECQM05102KZ	Semi-conductor Capacitor 0.001μF	1	
C906	ECEA16V10	Electrolytic Capacitor 10μF	1	
C907	ECEA16V33	" 33μF	1	
C908	ECQM05104KZ	Mylar Capacitor 0.1μF	1	
C909	ECQM05223MZ	Semi-conductor Capacitor 0.022μF	1	
C910	ECQM05472KZ	" 0.0047μF	1	
C911	ECQM05102KZ	" 0.001μF	1	
C912	ECKD1H471KB	Ceramic Capacitor 470pF	1	
C913	ECQM05563JZ	Mylar Capacitor 0.056μF	1	
C914	ECQM05332KZ	" 0.0033μF	1	
C915	ECQM05333JZ	" 0.033μF	1	
C916	ECQM05104JZ	" 0.1μF	1	
C917	ECQM05823JZ	" 0.082μF	1	
C918	ECQM05103KZ	Semi-conductor Capacitor 0.01μF	1	
C919, 920	ECCD1H220KC	Ceramic Capacitor 22pF	2	

RS-1500US

Ref. No.	Part No.	Part Name & Description	Pcs/ Set	Remarks
C921, 922	ECQM05473MZ	Semi-conductor Capacitor 0.047μF	2	
C923	ECEA50ZR33	Electrolytic Capacitor 0.33μF	1	
C924	ECEA16V33	" 33μF	1	
C925	ECQM05103KZ	Mylar Capacitor 0.01μF	1	
C927, 928	ECQM05103KZ	Semi-conductor Capacitor 0.01μF	2	
C931	ECQM05822KZ	" 0.0082μF	1	
C932	ECCD1H221K	Ceramic Capacitor 220pF	1	
C933	ECEA16V10	Electrolytic Capacitor 10μF	1	
C934, 935, 936				
	ECEA50ZR22	" 0.22μF	3	
C937, 938, 939				
	ECEA50N1	Electrolytic Capacitor (Non Polarity) 1μF	3	
C943	ECKD1H471KB	Ceramic Capacitor 470pF	1	
C944	ECQM05102KZ	Semi-conductor Capacitor 0.001μF	1	
C945	ECQM05333MZ	" 0.033μF	1	
C946	ECQM05103KZ	" 0.01μF	1	
C947	ECQM05333MZ	" 0.033μF	1	
		COMBINATION PART		
Z801	Q997W/P1	Combination Part		
		TRANSISTORS		
Tr1, 2, 3	2SA719(R)	Transistor	3	
Tr4, 5, 6, 7, 8, 9, 10, 11, 12				
	2SC828(S)	"	9	
Tr13	2SC1317(R)	"	1	
Tr14	2SC828	"	1	
Tr15, 16	2SA564(S)	"	2	
Tr17	2SC828	"	1	
Tr18, 19	2SC719(R)	"	2	
Tr20	2SA564(S)	"	1	
Tr21	2SC828(S)	"	1	
Tr22, 23	2SC1317(R)	"	2	
Tr24, 25, 26, 27, 28, 29				
	2SC828(S)	"	6	

RS-1500US

Ref. No.	Part No.	Part Name & Description	Pcs/ Set	Remarks
Tr30	2SC1317(R)	Transistor	1	
Tr31, 32, 33	2SC828(S)	"	3	
Tr101, 102	2SC1327(U)	"	2	
Tr103	2SC1684(S)	"	1	
Tr104	2SK660	"	1	
Tr105	2SC1684	"	1	
Tr106	2SC1317(S)	"	1	
Tr107	2SA564(S)	"	1	
Tr108	2SC828(S)	"	1	
Tr109	2SC1684(S)	"	1	
Tr110	2SC828(S)	"	1	
Tr111, 112	2SC1684(S)	"	2	
Tr113	2SC1383(R)	"	1	
Tr114	2SA683(R)	"	1	
Tr115, 116, 117, 118, 119, 120, 121, 122, 123				
Tr124, 125	2SC828(S)	"	9	
Tr126	2SC1327(U)	"	2	
Tr127	2SC1684(S)	"	1	
Tr128	2SC828(S)	"	1	
Tr129	2SA564(S)	"	1	
Tr130	2SC1684(S)	"	1	
Tr131	2SA564(S)	"	1	
Tr132	2SC1317(S)	"	1	
Tr133, 134, 135, 136, 137				
Tr201, 202	2SC828(S)	"	5	
Tr203	2SC1327(U)	"	2	
Tr204	2SC1684(S)	"	1	
Tr205	2SK660	"	1	
Tr206	2SC1684	"	1	
Tr207	2SC1317(S)	"	1	
Tr208	2SC1684(S)	"	1	
Tr209	2SC828(S)	"	1	
Tr210, 211, 212	2SC1684(S)	"	2	
Tr213	2SC1383(R)	"	1	

RS-1500US

Ref. No.	Part No.	Part Name & Description	Pcs/ Set	Remarks
Tr214	2SA683(R)	Transistor	1	
Tr215, 216, 217, 218, 219, 220, 221, 222, 223				
Tr224, 225	2SC828(S)	"	9	
Tr226	2SC1327(U)	"	2	
Tr227	2SC1684(S)	"	1	
Tr228	2SC828(S)	"	1	
Tr229	2SC1317(S)	"	1	
Tr230	2SC1684(S)	"	1	
Tr231	2SA564(S)	"	1	
Tr232	2SC1317(S)	"	1	
Tr233, 234, 235, 236, 237				
Tr501	2SC828(S)	"	5	
Tr502, 503	2SC1407(R)	"	1	
Tr504, 505	2SC828(S)	"	2	
Tr506, 507	2SC1407(R)	"	2	
Tr601	2SC828(S)	"	2	
Tr602	2SD334	"	1	
Tr603	2SC1383	"	1	
Tr604	2SC1684	"	1	
Tr605	2SC1846Q	"	1	
Tr606	2SC1407	"	1	
Tr607	2SC1684	"	1	
Tr608	2SB5120	"	1	
Tr609, 651, 652, 653	2SC828(A)	"	2	
Tr654	2SC1384	"	2	
Tr655, 656	2SC828(A)	"	1	
Tr701, 702, 703, 704	2SC1384	"	2	
Tr705, 706, 707, 708, 709, 710	2SA564(T)	"	4	
Tr711, 712, 713, 714, 715, 716	2SA721(U)	"	6	
Tr717, 718, 719, 720, 721, 722, 723	2SC1383(S)	"	6	

RS-1500US

Ref. No.	Part No.	Part Name & Description	Pcs/ Set	Remarks
Tr717, 718, 719, 720, 721, 722	2SB5120	Transistor	6	
Tr723, 724, 725, 726, 727, 728	2SC1327(U)	"	6	
Tr729, 730, 731, 732, 733, 734	2SA683(S)	"	6	
Tr735, 736, 737, 738, 739, 740, 741, 742	2SD3890	"	8	
Tr743, 744, 745, 746	2SA564(T)	"	4	
Tr747, 748, 749, 750	2SC828(T)	"	4	
Tr751, 752, 753, 754	2SA564(T)	"	4	
Tr801, 802, 803, 804, 805, 806	2SC828(T)	"	6	
Tr807, 808	2SC1317(S)	"	2	
Tr809, 810	2SA564(T)	"	2	
Tr811, 812	2SC828(T)	"	2	
Tr813, 814	2SA564(T)	"	2	
Tr815, 816, 817, 818	2SC828(T)	"	4	
Tr819, 820, 821, 822, 824	2SA564(T)	"	6	
Tr829	2SC828(T)	"	1	
Tr891	2SA564(T)	"	1	
Tr892	2SC1317(S)	"	1	
Tr901	2SC1327(U)	"	1	
Tr902	2SC828(T)	"	1	
Tr903	2SA798H	"	1	
Tr904, 905, 906	2SC828(T)	"	3	
Tr907	2SA719(S)	"	1	
Tr908, 909	2SK66(Q)	FET	2	

RS-1500US

Ref. No.	Part No.	Part Name & Description	Pcs/ Set	Remarks
Tr910, 911, 912, 913, 914	2SC828(T)	Transistor	5	
Tr915	2SC1317(S)	"	1	
Tr916	2SA564(T)	"	1	
Tr917	2SC1317(S)	"	1	
Tr918	2SA721(U)	"	1	
Tr919, 920	2SK66(Q)	FET	2	
Tr931, 932	2SC828(T)	Transistor	2	
Tr933	2SA564(T)	"	1	
Tr934, 935, 936	2SC1327(U)	"	3	
Tr937, 938, 939	2SA564(T)	"	3	
Tr940, 941, 942	2SA721(U)	"	3	
Tr943, 944, 945	2SC1317(S)	"	3	
Tr946, 948, 949, 950	2SA564(T)	"	4	
Tr951, 952, 953, 954, 955	2SC828(T)	"	5	
Tr956, 957	2SA564(T)	"	2	
Tr958	2SC828(T)	"	1	
Tr959, 960, 961, 962	2SA564(T)	"	4	
Tr963, 964, 965, 966, 967, 968, 969, 970, 971, 972, 973, 974, 975, 976, 977, 978, 979, 980, 981, 982, 983, 984, 985, 986, 987, 988, 989, 990, 991, 992, 993, 994, 995, 996, 997, 998, 999, 1000	2SA564(T)	"	4	
D1, 2, 3, 4, 5, 6, 7, 8, 9, 10, 11, 12, 13, 14, 15, 16, 17, 18, 19, 20, 21, 22, 23, 24, 25	OA90MLF	Diode	25	
D26, 27	MA150LF	"	2	
D28	OA90MLF	"	1	
D29	SM102LF	"	1	
D101, 102, 103, 104, 105, 106	MA150LF	"	6	
D107, 108	OA90MLF	"	2	

RS-15000US

Ref. No.	Part No.	Part Name & Description	Pcs/ Set	Remarks
D201, 202	MA150LF	Diode	2	
D207, 208	OA90MLF	"	2	
D501	MA1056FV	"	1	
			1	
			2	
			1	
D605	MA1062LF	"	1	
D606	MA1150LF	"	1	
D607	MA1062LF	"	1	
			1	
D609	MA1062LF	"	1	
D621, 622, 623				
	SIB0102	"	3	
D651, 652	OA90MLF	"	2	
D701, 702, 703, 704, 705, 706, 707, 708, 801, 802, 803, 804, 805, 806, 808, 901, 902, 903				
	MA150LF	"	18	
D904	LN21	Illuminate Diode	1	
D905	MA150LF	Diode	1	
D906	MA1056FV	"	1	
D911, 912, 913, 914, 915, 916, 917, 918, 919, 920, 921, 922, 923, 924				
	MA150LF	"	14	
D925	MZ203	"	1	
D926	MA1056LF	"	1	
X901	QZE0004	Crystal	1	
		<u>CRYSTAL</u>		
		<u>TRANSFORMERS</u>		
			1	
T101	QLT2D10A	Headphone Transformer	1	RS-671AUS
T201	QLT2D10A	"	1	"
T501	QLB0140	OSC Transformer	1	RS-275US
		<u>COILS</u>		
L101	QLH2008	Peaking Coil	1	RS-263AUS

RS-15000US

Ref. No.	Part No.	Part Name & Description	Pcs/ Set	Remarks
L102, 103	QLH2009	Peaking Coil	2	RS-7400US
L201	QLH2008	"	1	RS-263AUS
L202, 203	QLH2009	"	2	RS-7400US
L501, 502	QLQC6021K	Erase	2	
		<u>SWITCHES</u>		
S1	QSW1206AA	Power ON/OFF Switch	1	
S2	VR902, 903	Pitch Control Switch with VR	1	
S3	QSR6301H	Speed Selector Switch	1	
S4, 5	QST4211A	Tape/Source Selector Switch	2	RS-99000US
S6	QST4306A	EQ Selector Switch	1	
S7, 8	QST4208A	Record Mode ON/OFF Switch	2	RS-99000US
S9	QST2302A	Bias Selector Switch	1	"
S10, 11	QSW2209A	Mic ATT/Meter Switch	2	
S12	QSW2208AA	Timer Start Switch	1	
S13, 14, 15, 16, 17, 18				
	EVQPAR11K	Control Key Switch	6	
S19, 20	QSM0068	Micro Switch	2	
S21	QSS2211S	Slide Switch	1	
S22	QSS1133	Cue and DC Power Switch	1	RS-272US
S23	QSS4212A	"		
		<u>JACKS</u>		
J1, 2	QJA0250H	Microphone Jack	2	RS-6000US
J3	QJA0249H	Headphone Jack	1	"
		<u>LAMPS</u>		
PL1, 2	XAMQ36	VU Meter Lamp	2	
PL3, 4, 5	XAMQ34S50W	Lamp For Function Button	3	Ⓢ
		<u>INTEGRATED CIRCUITS</u>		
IC1, 2, 3, 4, 5, 6, 7				
	M53200P	Integrated Circuit	7	RS-99000US
IC901, 902	M53273P	IC For Frequency Divider	2	
IC903	M58432P	IC For Crystal OSC, Frequency Divider	1	

RS-1500US

Ref. No.	Part No.	Part Name & Description	Pcs/ Set	Remarks
		ELECTRICAL PARTS		
E1	QWY2021	Record Head (2 Track)	1	
E2	QWY2002A	Playback Head (2 Track)	1	
E3	QWY0001	Erase Head (2 Track)	1	
E4	QWY4011A	Playback Head (4 Track)	1	
E5	QSL9009RNM	Level Meter	2	
		Main Amplifier Section (See page 18, 19)		
E6	QMA2926A	Back Side Angle	1	
E7	QMA2932	Side Angle (L.R)	2	
E8	QMA2944	Mic and Meter Amp Holding Angle	1	
E9	QMA2938A	Mic and Meter Amp Sub-Holding Angle	1	
E10	QBS1107	P.C.B. Holding Wire	1	
E11	QNQ1039	Nut For VR	3	RS-630US
E12	QNQ1070	Nut For Mic and Headphone Jack	3	RS-600US
E13	QMA3147	Mic and Meter Switch Holding Angle	1	
E14	QEJ5001SM	LINE IN, OUT Jack Board Assembly	1	
		Capstan Motor Control P.C.B. Section (See page 19)		
E15	QMA2937	Switch Angle	1	
E16	QML3013	Power Switch Lever	1	
E17	QML3194	Power Switch Lever Arm	1	
E18	QMA2934	Power Switch Lever Holding Angle	1	
E19	QHQ1177S	Step Screw	1	RS-671AUS
E20	XUC4FT	Stop Ring	1	COMMON
E21	QNQ1004	Nut For Speed and Pinch Control	2	RQ-542S
		Reel Motor Control P.C.B. Section (See page 19)		
E22	QMA2941	P.C.B. Holding Angle-C	1	
E23	QMA2942	P.C.B. Holding Angle-D	1	
		Power Supply P.C.B. Section (See page 19)		
E24	QMF1001	P.C.B. Holding Plate	1	
E25	QMA3148	P.C.B. Holding Angle	1	

RS-1500US

Ref. No.	Part No.	Part Name & Description	Pcs/ Set	Remarks
E26	QTF1007	Fuse Holder	6	RS-9800US
E27	XBA2F10NU100	"	1	
E28	XBA1F20NU100	"	1	
E29	XBA1F40NU100	"	1	
E30	QMA2943A	Power Source Board Angle	1	
E31	QMA2945	Power Source Board Holding Angle	1	
E32	QMA2946	Power Source Board Holding Angle 2	1	
E33	QJS0326	AC-IN Socket	1	
E34	QJS0748A	4 Pin Din Socket	1	
E35	QFC1201M	AC Cord	1	RS-268US
E36	QTD1129	AC Cord Bushing	1	"
E37	QMF1933	AC/DC Select Switch Holding Plate	1	
E38	QJT1027	Earth Terminal Nut	1	RS-9900US
E39	QJT1025	Earth Terminal Shaft	1	"
E40	QJT1026	Earth Terminal Seat	1	"
E41	ESQJ0187A	Spark Killer	1	RS-630US
E42	QTW1118A	Spark Killer Cover	1	RS-640US
		Power Transformer Section (See page 20)		
E43	QMA3150	Power Transformer Cover Angle	1	
E44	QMA3149	Power Transformer Angle	1	
E45	QMA2986	Connector Angle	1	
E46	QTH1131	Heat Shrink	1	
		Other Parts		
E47	QKJ0189	Connector Cover	1	
E48	QBS1108	Clamper-A	1	
E49	QBS1109	Clamper-B	1	
E50	QJP1908JO	3 Pin Plug	15	RS-600US
E51	QJP1902JO	6 Pin Plug	12	"
E52	QJP1903JO	9 Pin Plug	4	RS-9900US
E53	QJP1904JO	12 Pin Plug	2	"
E54	QJP1905JO	15 Pin Plug	1	"
E55	QJS0776	2 Pin Housing	1	RQ-544AS
E56	QJS0784JIN	3 Pin Housing	13	RS-600US

RS-15000US

Ref. No.	Part No.	Part Name & Description	Pcs/ Set	Remarks
E57	QJS0778JN	6 Pin Housing	9	RS-600US
E58	QJS0779JN	9 Pin Housing	3	RS-99000US
E59	QJS0780JN	12 Pin Housing	1	"
E60	QJS0781JN	15 Pin Housing	1	"
E61	QJS0789JN	12 Pin Socket For Head	1	
E62	QJS0803X	12 Pin Socket	1	
E63	QJT1042	Contact	140	
E64	QJT1053	Contact For 12 Pin Connector	11	
E65	QJT1041A	Flat Pin	40	RS-600US
E67	QJS0754	6 Pin Mold Connector	4	RS-671AUS
E68	QJT0080	6 Pin Connector Pin	12	
CABINET PARTS				
G1	QGC1066A	Top Cover	1	
G2	QGC1067A	Bottom Cover	1	
G3	QYP0683	Function Panel Assembly	1	
G4	QKS1223A	Side Board	2	
G5	QKS1224	Back Board	1	
G6	QKJ0170	Cord Clamper	2	
G7	QKJ0178	Foot for Back Side	4	
G8	QMH2005	Foot Holder	2	
G9	QKA1053A	Foot for Bottom Side	4	RS-715US
G10	QSK2644A	Function Panel Cover	1	
G11	QYT0414	Lever Knob (L) Assembly	2	
G12	SBLA4-3	Lever Knob Assembly	4	RS-99000US
G13	QYT0413	Marker Knob Assembly	2	
G14	QYT0407	Volume Knob (D) Assembly	2	RS-99000US
G15	QYT0406A	Volume Knob (C) Assembly	3	"
G16	QYT0412	Knob (L) Assembly	1	
G17	QBH2013	Spacer-A	1	
G18	QB11459	Spacer-B	1	
G19	QBP1712	Flat Spring	2	
G20	QB11966	Spacer-C	1	
G21	QGO1285	Push Button	2	
G22	QGO1286A	"	1	

RS-15000US

Ref. No.	Part No.	Part Name & Description	Pcs/ Set	Remarks
G23	QGO1287	Push Button	1	
G24	QYT0411	Volume Knob For Speed	1	
G25	QYT0415	Volume Knob For Pitch Control	1	
G26	QYP0684	Button Panel Assembly	1	
G27	QBC1231	Button Spring	2	RS-862S
G28	QGS2434	Name Plate	1	
G29	XSN4 + 10BVS	Screw $\Phi 4 \times 10$	6	COMMON
G30	QBJ3205	Ornament Washer	4	"
G31	XSN4 + 35BVS	Screw $\Phi 4 \times 35$	4	"
G32	XWG4	Washer	14	"
G33	XSN4 + 14BVS	Screw $\Phi 4 \times 14$	12	"
G34	XSN4 + 8S	Screw $\Phi 4 \times 8$	4	"
G35	XTV3 + 12BFZ	Screw $\Phi 3 \times 12$	4	"
G36	XVE4C30FZS	Screw with Hexagon Hole	4	
G37	QBJ3299	Poly Washer	3	RS-630US
G38	XUB16FP	Stop Ring	2	
ACCESSORIES				
A1	RP023A	Connection Cord	2	RS-600US
A2	QMH2007A	Reel Holder	2	
A3	QFX0013	Head Cleaner	1	
A4	QSK2697	Reel Holder Ornament	2	
A5	QYC0182	Dust Cover Assembly	1	
A6	QYQ0273	Spacer for Reel Table	2	
A7	QQT2101	Instruction Book	1	
PACKINGS				
P1	QPN3544	Inside Carton	1	
P2	QPA0307	Inside Cushion-A	1	
P3	QPA0308	Inside Cushion-B	1	
P4	QPA0309	Inside Cushion-C	1	
P5	QPA0310	Inside Cushion-D	1	
P6	QPA0311	Inside Cushion-E	1	
P7	QPC0037	Poly Bag for Main Unit	1	
P8	QPQ1052	Poly Bag for Power Cord	1	