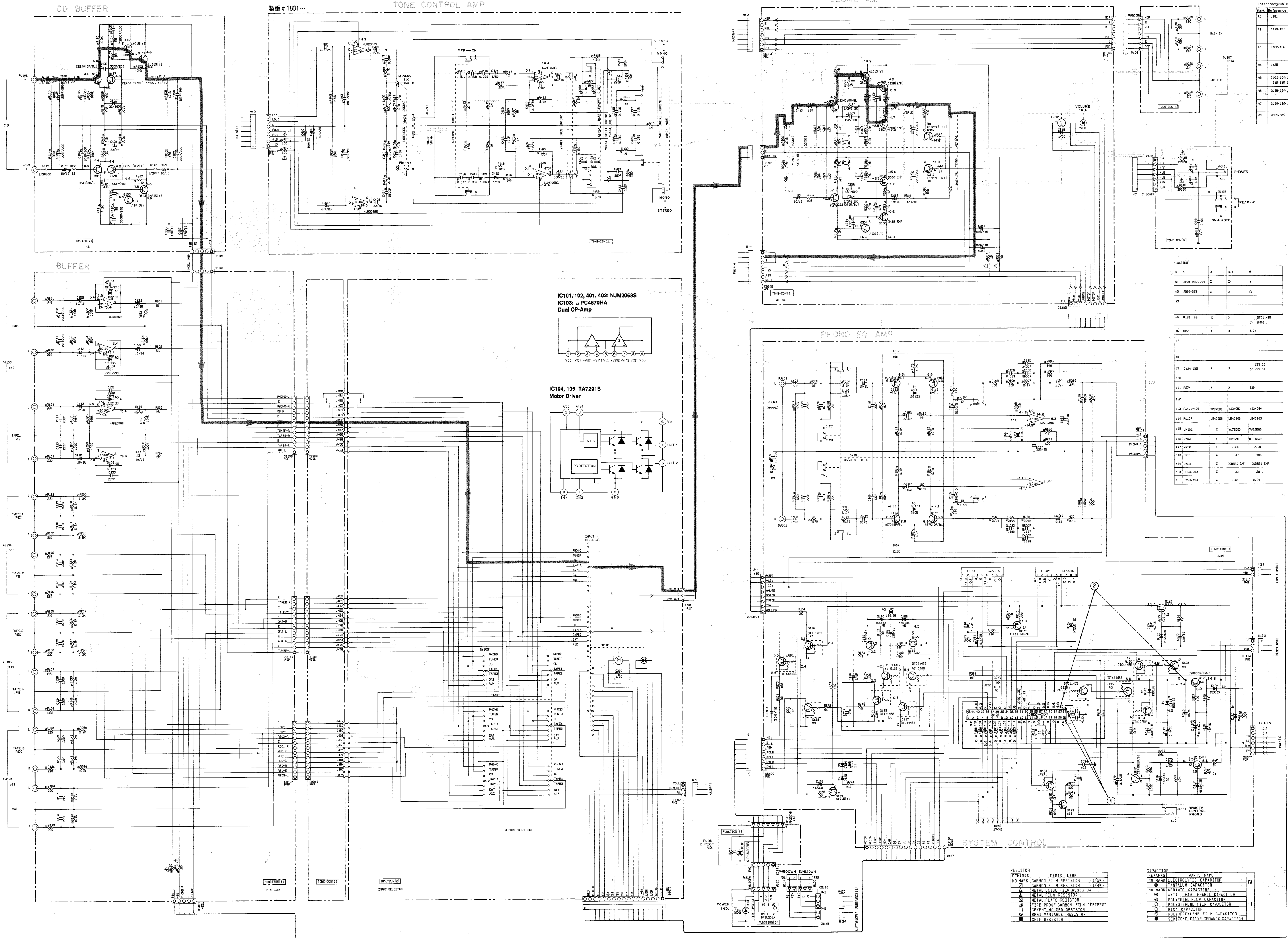
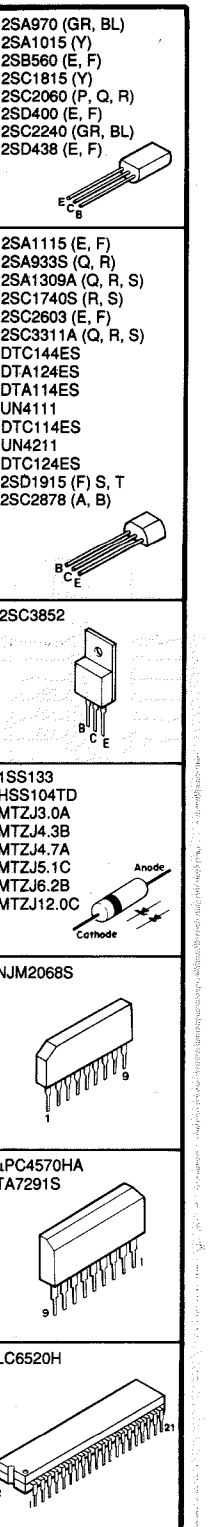


■ SCHEMATIC DIAGRAM (FUNCTION & TONE-CON)

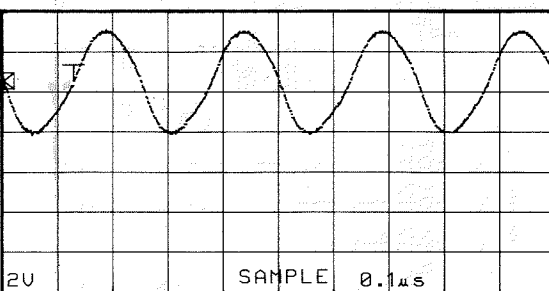


MARK	REFERENCE PART NO.	PART NAME
1	0101	0101015 (Y)
2	0101-021	2S4833S (O, R)
3	0101-021	2S4833S (O, R)
4	0101-021	2S4833S (O, R)
5	0101-021	2S4833S (O, R)
6	0101-021	2S4833S (O, R)
7	0101-021	2S4833S (O, R)
8	0101-021	2S4833S (O, R)
9	0101-021	2S4833S (O, R)
10	0101-021	2S4833S (O, R)

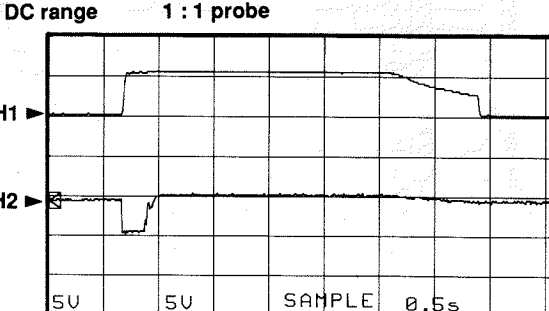
PIN CONNECTION DIAGRAM OF TRANSISTORS, DIODES AND ICs.



Point ①
(Pin21 or Pin22 of IC106)
V: 2V/div H: 0.1μsec/div
DC range 1: 1 probe



Point ②
(CH1: Emitter of Q125)
(CH2: Pin23 of IC106)
V: 5V/div H: 0.5sec/div
DC range 1: 1 probe



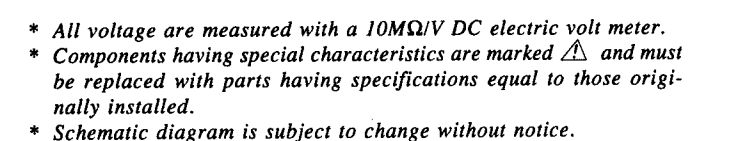
With the POWER switch turned ON, connect the power cord to the AC outlet.
Disconnect the power cord from the AC outlet.
(This waveform is not available by pushing the power switch ON and OFF.)

Conditions
• FUNCTION → CD
• REC OUT → CD
• SPEAKERS → A: ON
• VOLUME → minimum (∞)

Selector Position Data (INPUT)

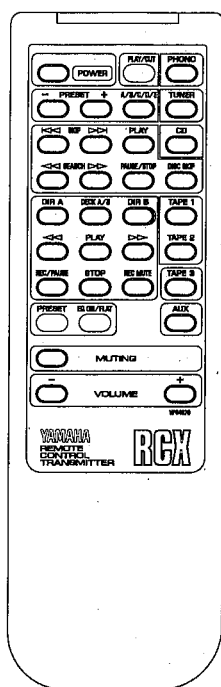
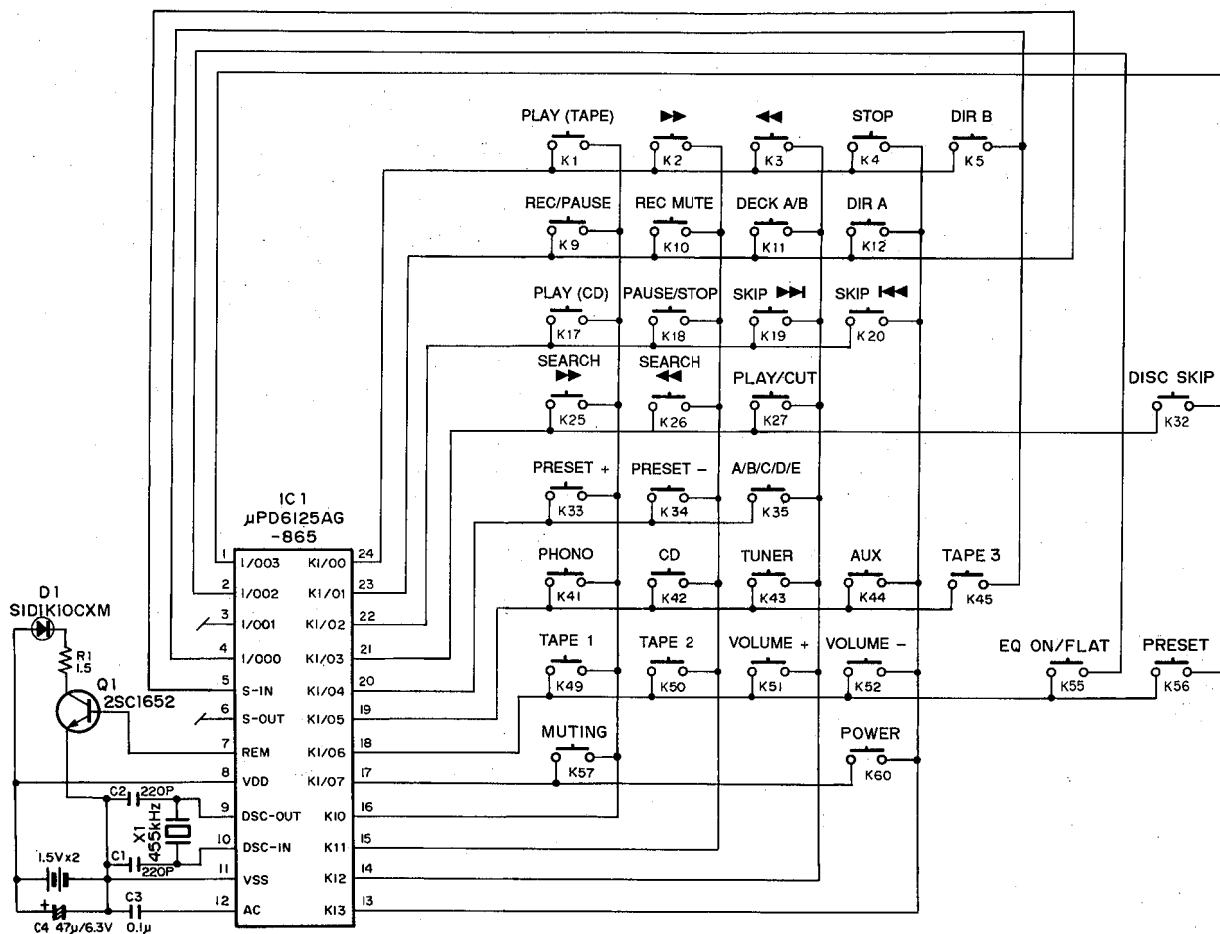
IC106 PIN NO.	FUNCTION
3	1
4	1
5	1
6	1
7	1
8	1
9	1
10	1
11	1
12	1
13	1
14	1
15	1
16	1
17	1
18	1
19	1
20	1
21	1
22	1
23	1
24	1
25	1
26	1
27	1
28	1
29	1
30	1
31	1
32	1
33	1
34	1
35	1
36	1
37	1
38	1
39	1
40	1
41	1
42	1
43	1
44	1
45	1
46	1
47	1
48	1
49	1
50	1
51	1
52	1
53	1
54	1
55	1
56	1
57	1
58	1
59	1
60	1
61	1
62	1
63	1
64	1
65	1
66	1
67	1
68	1
69	1
70	1
71	1
72	1
73	1
74	1
75	1
76	1
77	1
78	1
79	1
80	1
81	1
82	1
83	1
84	1
85	1
86	1
87	1
88	1
89	1
90	1
91	1
92	1
93	1
94	1
95	1
96	1
97	1
98	1
99	1
100	1

* All voltage are measured with a 10MΩ/V DC electric volt meter.
* Components having special characteristics are marked with a triangle (Δ) and must be replaced with parts having specifications equal to those originally installed.
* Schematic diagram is subject to change without notice.



REMOTE CONTROL TRANSMITTER

■ SCHEMATIC DIAGRAM



Key No.	CUSTOM (HEX)	DATA (HEX)	FUNCTION	Key No.	CUSTOM (HEX)	DATA (HEX)	FUNCTION
1	7A	00	PLAY (TAPE)	33	7A	10	PRESET + (TUNER)
2	7A	01	◀ (TAPE)	34	7A	11	PRESET - (TUNER)
3	7A	02	▶ (TAPE)	35	7A	12	A/B/C/D/E (TUNER)
4	7A	03	STOP (TAPE)	41	7A	14	PHONO (INPUT)
5	7A	40	DIR B (TAPE)	42	7A	15	CD (INPUT)
9	7A	04	REC/PAUSE (TAPE)	43	7A	16	TUNER (INPUT)
10	7A	05	REC MUTE (TAPE)	44	7A	17	AUX (INPUT)
11	7A	06	DECK A/B (TAPE)	45	7A	54	TAPE 3 (INPUT)
12	7A	07	DIR A (TAPE)	49	7A	18	TAPE 1 (INPUT)
17	7A	08	PLAY (CD)	50	7A	19	TAPE 2 (INPUT)
18	7A	09	PAUSE/STOP (CD)	51	7A	1A	VOLUME +
19	7A	0A	SKIP ▶▶ (CD)	52	7A	1B	VOLUME -
20	7A	0B	SKIP ◀◀ (CD)	55	7A	5A	EQ ON/FLAT (EQ)
25	7A	0C	SEARCH ▶▶ (CD)	56	7A	5B	PRESET (EQ)
26	7A	0D	SEARCH ◀◀ (CD)	57	7A	1C	MUTING
27	7A	0E	PLAY/CUT (PHONO)	60	7A	1F	POWER
32	7A	4F	DISC SKIP (CD)				